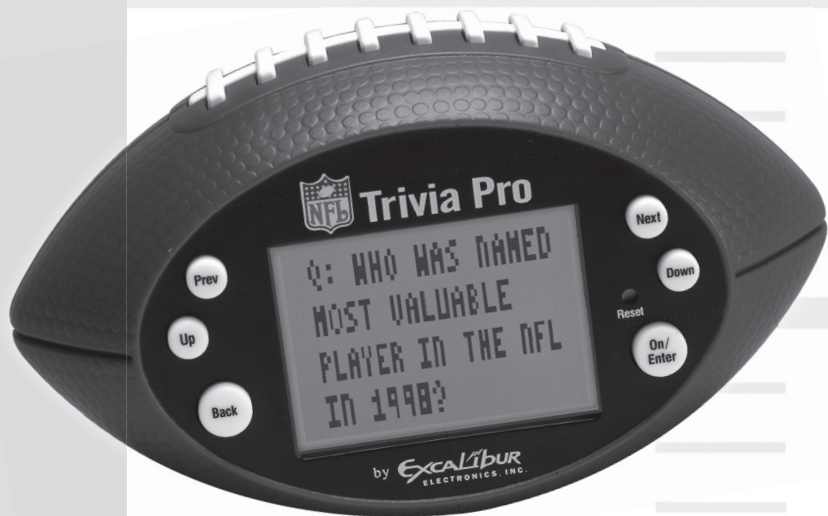




# TRIVIA PRO



**EXCALIBUR**  
ELECTRONICS, INC.  
Model No.:330

**C**ongratulations on your purchase of Excalibur Electronics' **NFL TRIVIA PRO**, sports fan! This game will provide loads of entertainment for your friends and you!

Read the manual thoroughly to ensure you understand the product.

Some content: © 2006 World Almanac Education Group, Inc.  
All Rights Reserved.

© 2006 NFL Properties LLC. Team names and logos are trademarks of the teams indicated. All other (NFL-related marks) are trademarks of the National Football League.

Excalibur Electronics, Inc., Customer Service: 1-800-592-4377.



The legendary King Arthur brandished a magic sword, Excalibur, from which we take our company name. With this unique weapon in his hands, he could not be vanquished.

Although Excalibur Electronics can't claim the magical secrets of Merlin, King Arthur's court wizard, sometimes our patented technology may make it seem as if we could.

We make you think!

## TABLE OF CONTENTS

BATTERY INSTALLATION .....	3
NFL TRIVIA PRO LAYOUT.....	4
KEY FUNCTIONS .....	4
GETTING STARTED WITH NFL TRIVIA PRO .....	6
MAIN MENU SCREEN .....	6
PLAYING NFL TRIVIA PRO .....	8
ENDING THE NFL TRIVIA GAME.....	9
CALCULATING THE SCORE.....	9
NFL FACTS & STATS.....	10
STADIUM FINDER .....	10
OTHER SETUP OPTIONS.....	11
AUTO POWER OFF .....	11
BATTERY INFORMATION .....	12
SPECIAL CARE AND HANDLING .....	12
90-DAY LIMITED WARRANTY.....	12
SHIPPING YOUR UNIT.....	13

## BATTERY INSTALLATION

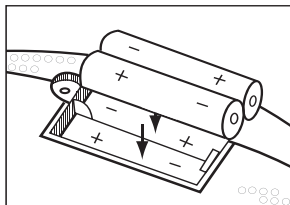
Your **NFL TRIVIA PRO** requires 2-AAA batteries. Follow the steps below to install the batteries.

1. Turn the game over so the top side is face-down on a soft surface. You will see the battery compartment at the top.
2. Remove the screw using a small Phillips screwdriver.
3. Lift off the battery compartment lid.
4. Install the two batteries carefully matching the polarity (+ and -) with the diagram inside the battery compartment.

5. Place the battery tabs into their slots, and snap the compartment door into place.

6. Screw the lid shut.

7. Press the **RESET** button on the front of the unit using a small pointed object after new batteries are installed.



## NFL TRIVIA PRO LAYOUT



## KEY FUNCTIONS

**NOTE:** Some keys serve many functions.

### **ON/ENTER:**

- Press this key to turn **NFL TRIVIA** on.
- Press this key to confirm a selection after you have scrolled to it (using the **UP/DOWN** keys).
- Press and hold for two seconds to set speed for auto-page down when viewing detailed information.
- Press this key to stop auto-page down while finding what you want, press again to auto page down continuously.

## Key Functions, cont.

### PREV:

- Press this key to return to the previous item or listing.
- Press to jump to the first item on a menu.

### NEXT:

- Press this key to display the next listing.
- Press this key also to jump to the last menu item.
- Press this key to display the **PASS**, **HINT**, and **SCORE** menu when viewing the Trivia Game.

### BACK:

- Press this button to return to the former level.
- Press to go back to a question and its answers in the **NFL TRIVIA** section when the **PASS**, **HINT**, **SCORE** menu is on. (Press **BACK** a second time to be asked if you'd like to quit the game you're playing.)
- Press and hold this key for two seconds at any time to return to the main menu.

### DOWN:

- Press this key to scroll down. Press and hold this key to scroll down quickly.

### UP:

- Press this key to scroll up. Press and hold this key to scroll up quickly.

### RESET:

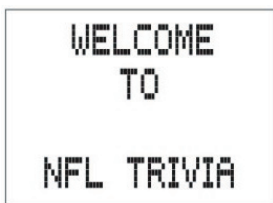
- Press **RESET**, on the front of the unit, after inserting new batteries.
- Use a ballpoint pen to press **RESET** if **NFL TRIVIA PRO** locks up or malfunctions. **NFL TRIVIA** may lock up due to static discharge or other electrical disturbances. If this should happen, **RESET** the unit following the steps above.

## GETTING STARTED WITH NFL TRIVIA PRO

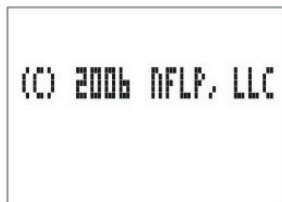
Your **NFL TRIVIA PRO** can settle your pro football arguments and answer your questions. It contains thousands of easy to navigate information files. Follow the steps indicated below:

1. Insert the batteries following the steps previously provided.
2. Press **RESET** to restart the unit.

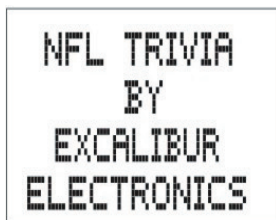
Your LCD will display the following messages in four successive screens:



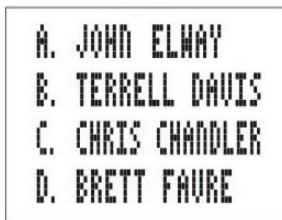
WELCOME  
TO  
NFL TRIVIA



(C) 2006 NFLP, LLC



NFL TRIVIA  
BY  
EXCALIBUR  
ELECTRONICS



A. JOHN ELWAY  
B. TERRELL DAVIS  
C. CHRIS CHANDLER  
D. BRETT FAURE

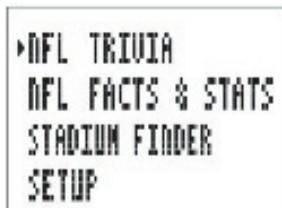
## MAIN MENU SCREEN

The next screen you will see is the **MAIN MENU** screen, shown to the right. Let's look at each **MAIN MENU** category in detail.

### NFL Trivia

The first item on the home menu is **NFL TRIVIA**. Selecting this option gives you access to a sports trivia game

with more than 1500 questions that you can play by yourself or with friends!



>NFL TRIVIA  
NFL FACTS & STATS  
STADIUM FINDER  
SETUP

## Main Menu Screen, cont.

### Trivia Game Setup

Follow the steps below to begin playing the **NFL TRIVIA** game.

1. Press the **UP/DOWN** keys to step through the main menu until the arrow points to **NFL TRIVIA**.

2. Press **ON/ENTER**. *The screen will then display **PLAYERS 1**.*

3. Use the **UP/DOWN** keys to change the number of players if there are additional players.

4. Press **ON/ENTER** to confirm the number of players. *The screen displays **NUMBER OF QUESTIONS: 10**.*

5. Press the **UP/DOWN** keys to change the number of questions you'd like **NFL TRIVIA** to ask during the game. *You can choose either 10 or 20.*

6. Press **ON/ENTER** to confirm the number of question you have selected. *The screen displays **PLAYER 1 HINT 10**, or **PLAYER 1 HINT 20**.*

7. Press the **UP/DOWN** keys to select the number of hints you'd like **NFL TRIVIA** to give.

### NOTES:

- This is the total number of hints for the entire set of questions.
- Up to two hints can be displayed for each question until all the hints have been used.
- Using hints eliminates one of the incorrect choices.
- When setting hints, you can allow certain players fewer or more hints for a more competitive game.

*For example younger players and those with less knowledge about sports may need more hints, whereas sports experts may not be allowed any hints.*

8. Press **ON/ENTER** to confirm the number of hints you've decided on.

## PLAYING NFL TRIVIA PRO

After you've entered the number of hints for each player, and have pressed **ON/ENTER** to confirm that number, your screen will display **QUESTION 1 PLAYER 1**.

1. Hand the **NFL TRIVIA PRO** to the first player.
2. Player 1 presses the **ON/ENTER** key to display his first question. *The question displays.*
3. Press the **UP/DOWN** key to view the entire question and its answer choices.
4. Decide on the answer and press **ON/ENTER**. *The options A, B, C and D will display.*
5. Press the **UP/DOWN** keys to scroll through the 4 choices, and press **ENTER** to confirm.

### Interpreting the Answers

If the answer is correct, the screen first displays **CORRECT!** and then shows the player's number and score.

If the answer is incorrect, the screen first displays **WRONG!** with the remaining options. In that case do the following:

1. Press the **BACK** key to display the question and answers again.
2. Press **ON/ENTER** to display the remaining options.

3. Use the **UP/DOWN** keys to step through the options.
4. Stop at the answer you believe to be correct, and press **ON/ENTER** to confirm.

If this attempt to answer a question is also wrong, the screen first displays **WRONG!** followed by the remaining answer options.

5. Repeat steps 1 to 4 of this section if desired, until you get the correct answer.

### Passing, Hinting or Checking The Scores

If unsure of the answer, do the following:

1. Press the **NEXT** key.
2. Press **UP/DOWN** to step through the menu items, **PASS, HINT** and **SCORE**.
  - To skip a question: Press **PASS** and then **ON/ENTER**.
  - To get a hint: Select **HINT** and press **ON/ENTER**. *One of the incorrect answers will be removed.*
  - To view the current score: Press **SCORE**.



**NOTE:** The HINT function can be used twice on each question to eliminate two of the four answer options.

## Ending the NFL TRIVIA GAME

- Players continue answering questions or passing until all players have completed their questions.
- After the first player has completed a turn, the screen displays, **QUESTION 1, PLAYER 2**. If there is only one player, **QUESTION 2, PLAYER 1** will be displayed.
- After all players have completed answering their questions, the screen displays a score, and the number of correct answers for each player.

*For example: The screen may display **PLAYER: 3 WINS** to designate the winner. If there is a **TIE**, the screen may display **PLAYER: 2, 3 WIN** if players 2 and 3 have tied.*

- The screens showing the scores and number of correct answers for each player will be displayed twice. This allows each player to review the scores if there is more than one player.

*Content for the NFL Trivia section of the NFL TRIVIA PRO written by Jason Barrett.*

## CALCULATING THE SCORE

**NFL TRIVIA PRO** automatically calculates all the scores, using the following rules:

- Correct answer on first try with no hints — 10 points.
- Correct answer on second try with no hints — 5 points.
- Correct answer on third try with no hints — 2 points.
- Correct answer on first try with one hint — 5 points.
- Correct answer on first try with two hints — 2 points.
- Correct answer on second try with one hint — 2 points.
- Correct answer on second try with two hints — 0 points.
- Three wrong answers — 0 points.

## NFL FACTS & STATS

The **NFL FACTS & STATS** category found on the main menu will settle many pro-football arguments. Select **NFL FACTS & STATS** to see the following 8 sports categories:

**NOTE:** You will see four **STATS** on the screen at one time. Use the **UP/DOWN** arrow to see them all.

**ACHIEVEMENTS**  
**FINAL STANDINGS BY YEAR**  
**FRANCHISE ORIGINS**  
**HONORS**  
**NFL CHAMPIONS BY YEAR**  
**SEASON HIGHLIGHTS**  
**SUPER BOWLS**  
**YEARLY TOP LISTS**

Follow these steps to select a category:

1. Press the **UP/DOWN** keys to move the cursor and make a selection.
2. Press **ON/ENTER**. *You will see a subcategory list.*

***For example:** Want to find out who was the Most Valuable Player in 1972?*

Then do the following:

1. Select and press **NFL FACTS & STATS**.
2. Select and press **HONORS**.

3. Select and press **PLAYER OF THE YEAR**.

4. Press **MOST VALUABLE PLAYER** and scroll to 1972. *The player's name will show.*

## STADIUM FINDER

This is another helpful category on the main menu. This category gives you the opportunity to find interesting information about all NFL stadiums. Select this item for two additional choices:

## FACTS FINDER

Selecting **FACTS** provides information on a particular team's stadium. So, you can find out:

- whether the stadium uses natural or artificial turf
- the stadium's proper name, or
- seating capacity
- stadium name
- type of field and seating capacity

Selecting **FINDER** provides all the contact info for a particular team, such as:

- website address
- the stadium's physical address

## STADIUM FINDER, cont.

- a phone number for ticket purchases

## OTHER SETUP OPTIONS

**SETUP** is found on the main screen. It helps you make choices about how your **NFL TRIVIA PRO** displays information. (*See the main menu screen section found earlier in this manual*).

**1. Select COMPRESSED**

**TEXT** so your unit will display more text on screen at a time, if desired.

**2. Select SOUND** to turn it on or off.

**3. Select AUTO-PAGE DOWN** to select the time (*in seconds*) that your unit will display an information before automatically moving to the next screen. (*You can always override this function by using your UP/DOWN keys*).

**4. Press SCROLL SPEED**

allows you to adjust the speed of the right-to-left scrolling that takes place with long items on a menu.

**5. Press CONTRAST** to select the correct contrast for reading in any light.

## AUTO POWER OFF

If no key is pressed for about five minutes, the unit will automatically turn off to spare your batteries. Press **ON/ENTER** and return to where it was before it turned off.

## **BATTERY INFORMATION**

- The **NFL TRIVIA PRO** uses 2 AAA batteries.
- Do not use rechargeable batteries.
- Insert batteries using the correct polarity.
- Only batteries of the same or equivalent type as recommended are to be used.
- Do not mix new and used batteries.
- Remove exhausted batteries from the unit to avoid leakage.
- Do not short-circuit the supply terminals.
- Do not recharge non-rechargeable batteries.
- Remove rechargeable batteries from the toy before charging.
- Rechargeable batteries are only to be charged under adult supervision.
- Keep the package as it contains important information.

**NOTE:** The unit occasionally ‘freezes up’ or functions improperly because of static electric discharge. If this happens, press the **RESET** button.

## **SPECIAL CARE AND HANDLING**

- Avoid rough handling such as bumping or dropping.
- Avoid moisture and extreme temperatures. For best results, use between the temperatures of 39<sup>o</sup> F and 100<sup>o</sup> F (4<sup>o</sup> C and 38<sup>o</sup> C).
- Clean using only a slightly damp cloth. Do not use cleaners with chemical agents.

## **90-DAY LIMITED WARRANTY**

EXCALIBUR ELECTRONICS, INC., warrants to the original customer that its products are free from any electrical or mechanical defects for a period of 90 DAYS from the date of purchase. If any such defect is discovered within the warranty period, EXCALIBUR ELECTRONICS, INC., will repair or replace the unit free of charge upon receipt of the unit, shipped postage prepaid and insured to the factory address shown in this booklet.

The warranty covers normal consumer use and does not cover damage that occurs in shipment or failure that results from alterations, accident, misuse, abuse, neglect, wear and tear, inadequate maintenance, commercial use, or unreasonable use of the unit. Removal of the top panel voids all warranties. This warranty does not cover cost of repairs made or attempted outside of the factory.

Any applicable implied warranties, including warranties of merchantability and fitness, are hereby limited to 90 DAYS from the date of purchase. Consequential or incidental damages resulting from a breach of any applicable express or implied warranties are hereby excluded. Some states do not allow limitation on the duration of implied warranties and do not allow exclusion of incidental or consequential damages, so the above limitation and exclusions in these instances may not apply. The one authorized service center in the United States is:

**Excalibur Electronics, Inc.**  
13755 SW 119th Ave  
Miami, Florida 33186 USA  
305.477.8080  
305.477.9516 Fax  
[www.ExcaliburElectronics.com](http://www.ExcaliburElectronics.com)

#### **SHIPPING YOUR UNIT TO EXCALIBUR ELECTRONICS, INC**

- Ship the unit carefully packed, preferably in the original carton, and send it prepaid and adequately insured.
- Include a detailed letter with the following:
  - o the specific complaint
  - o your daytime telephone number
  - o your address

*Excalibur Electronics, Inc. reserves the right to make technical changes without notice in the interest of progress.*

## **EXPIRED WARRANTY**

If your warranty has expired and you want an estimated fee for service, write to the above address, specifying the model and the problem.

## **OBTAIN ESTIMATE BEFORE SENDING YOUR UNIT**

Please do not send your unit without first receiving an estimate for servicing from EXCALIBUR ELECTRONICS, INC. We cannot store your unit!



13755 SW 119th Ave  
Miami, Florida 33186 USA

305.477.8080  
305.477.9516 Fax

**WE MAKE YOU THINK!**

*Play games live at:  
[www.ExcaliburElectronics.com](http://www.ExcaliburElectronics.com)*

*330 (MA) NFL TRIVIA PRO 081506 V6*