



60-4383

Dodge Ram Hemi 1500



Thank you for purchasing your Dodge Ram Hemi 1500 Truck from RadioShack. Built to 1/14 scale, it can reach speeds of 550 feet per minute. Your truck comes in one of two frequencies (27 MHz or 49 MHz), so you and a friend can race without interfering with each other.

what's included

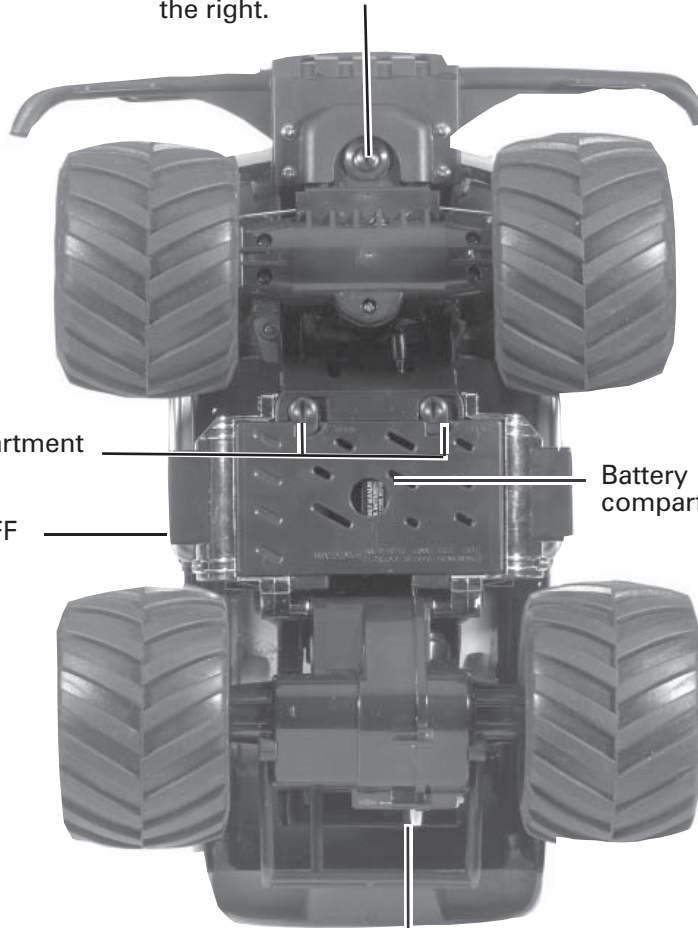
Dodge Ram Hemi 1500

transmitter

user's guide

AA compartment pack (batteries not included)

R / L – Turn this wheel alignment control toward **R** if the truck pulls to the left, or toward **L** if it pulls to the right.



Compartment latches

ON / OFF

Battery compartment

L / H – Switch this gear control to **H** when driving on smooth surfaces. Switch to **L** when driving on rough surfaces.

Back View




Cover

Transmitter




Eight AA Batteries



or

One 9.6V Rechargeable Battery Pack



Connector

Socket

Please read this user's guide before installing, setting up and using your new product
www.radioshack.com

batteries

You need one 9V battery to power the transmitter, and either eight AA batteries or one 9.6V rechargeable battery pack to power the truck.

In the Transmitter

1. Lift the compartment cover.
2. Insert a 9V battery according to the correct polarity.
3. Replace the cover.

In the Truck

1. Turn the compartment latches until they stop, and remove the compartment door.
2. Insert a fully charged 9.6V battery pack, or eight AA batteries loaded in the supplied AA compartment pack. The connector fits only one way. Do not force it.
3. Replace the cover.

- Use only fresh batteries of the required size and recommended type.
- Do not mix batteries of different types, capacities, or chemistry.
- Do not burn or bury batteries.
- Do not recharge a battery pack immediately after use. Allow it to cool.
- If you do not plan to use the truck for a week or longer, remove the batteries from both the truck and transmitter.
- Position the battery connectors and wires so they do not touch any moving parts.

driving your truck

1. Slide **ON/OFF** to **ON**. The headlights turn on.
2. Use the transmitter's control levers to drive and steer the truck.



- Never play with your truck in the street.
- If the truck gets stuck under an object, release the trigger immediately. Then retrieve the truck.
- Heat causes wear on the motor. To keep heat levels down, let the truck cool at least ten minutes between battery exchanges.
- If the truck is running, but not responding to the transmitter, move closer to the truck.
- You cannot operate your truck properly near devices that transmit on the same frequency as your truck.
- If the truck moves slowly and you have installed fresh batteries, check the wheels for lint, thread, hair, or dust.

the FCC wants you to know

This equipment has been tested and found to comply with the limits for a Class B digital device, pursuant to Part 15 of the FCC Rules. These limits are designed to provide reasonable protection against harmful interference in a residential installation. This equipment generates, uses, and can radiate radio frequency energy and, if not installed and used in accordance with the instructions, may cause harmful interference to radio communications. However, there is no guarantee that interference will not occur in a particular installation. If this equipment does cause harmful interference to radio or television reception, which can be determined by turning the equipment off and on, the user is encouraged to try to correct the interference by one or more of the following measures:

- Reorient or relocate the receiving antenna.
- Increase the separation between the equipment and receiver.
- Connect the equipment into an outlet on a circuit different from that to which the receiver is connected.

Consult your local RadioShack store or an experienced radio/TV technician for help. If you cannot eliminate the interference, the FCC requires that you stop using your phone. Changes or modifications not expressly approved by RadioShack may cause interference and void the user's authority to operate the equipment.

Product	Dodge Ram Hemi 1500
Model	60-4383
Responsible Party	RadioShack 100 Throckmorton Fort Worth, TX 76102
Phone	817-415-3200

care

Keep the truck dry; if it gets wet, wipe it dry immediately. Use and store the truck only in room temperature environments. Handle the truck carefully; do not drop it. Keep the truck away from dust and dirt, and wipe it with a damp cloth occasionally to keep it looking new.

service & repair

If your truck is not performing as it should, take it to your local RadioShack store for assistance. To locate your nearest RadioShack, use the store locator feature on RadioShack's website (www.radioshack.com), or call 1-800-The Shack (843-7422) and follow the menu options. Modifying or tampering with the truck's internal components can cause a malfunction and might invalidate its warranty and void your FCC authorization to operate it.

limited 90 day warranty

This product is warranted by RadioShack against manufacturing defects in material and workmanship under normal use for ninety (90) days from the date of purchase from RadioShack company-owned stores and authorized RadioShack franchisees and dealers. For complete warranty details and exclusions, check with your local RadioShack store.

RadioShack Customer Relations
200 Taylor Street, 6th Floor, Fort Worth, TX 76102

04/04

