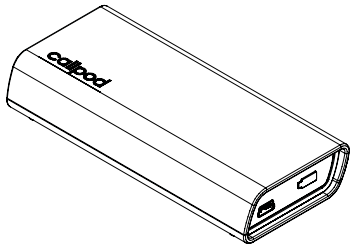


User Manual (English)



fueltank UNO™

Table of Contents

General Safety Information	2
Fuel tank UNO Components	3
Charging the Fuel tank UNO	4
Using the Fuel tank UNO	5
Power Saving Mode	6
Checking the Fuel tank UNO's Battery Life	7
Care and Maintenance	8
Battery Information	9
Callpod® Limited Warranty	10
Exclusions.....	10
Who Is Covered?.....	12
What Will Callpod Do?.....	12
What Other Limitations Are There?.....	14
Export Law Assurances	15
Approved Accessories	15
Notice to International Users	16
Copyright Notice	16
Product Registration	17
Certification	18

General Safety Information

FOR THE SAFE AND SUCCESSFUL OPERATION AND USE OF THIS PRODUCT, PLEASE READ AND FOLLOW THE INFORMATION CONTAINED IN THIS USER MANUAL BEFORE USE.



Do not open the Fueltank UNO headset as contents may cause electric shock.



Only use approved Callpod® - branded accessories and components as well as specified compatible electronic devices to ensure proper operation.



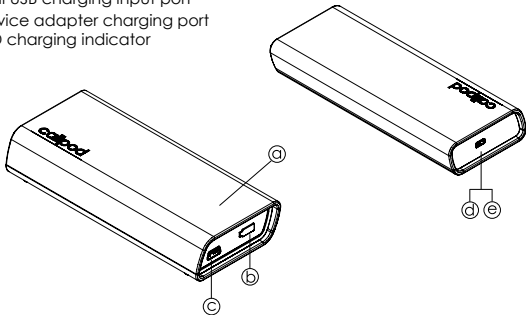
Please use the Fueltank UNO responsibly while traveling.



The Fueltank UNO is **NOT** designed to charge laptops, notebooks or personal computers.

Fueltank UNO Components

- Ⓐ LED battery level indicator
- Ⓑ Battery level button
- Ⓒ Mini USB charging input port
- Ⓓ Device adapter charging port
- Ⓔ LED charging indicator

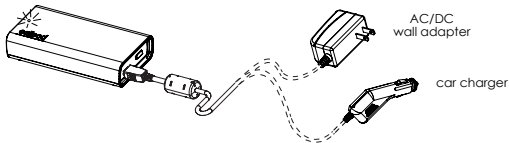


Charging the Fueltank UNO

The charging components that are included with the Fueltank UNO allow you to charge via AC/DC wall adapter. The Fueltank UNO can also be charged via car charger (sold separately) and chargepod® by Callpod® (sold separately).

You must charge your Fueltank UNO base unit before first use, using the included wall adapter.

1. Plug AC power adapter into wall outlet/car plug.
2. Plug power cable into mini USB charging input port on the Fueltank UNO.
3. The LED charging indicator will light up green while Fueltank UNO battery is charging.
4. When the Fueltank UNO is fully charged the green LED charging indicator will turn off.



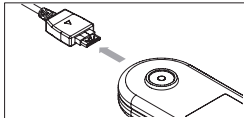
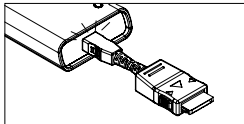
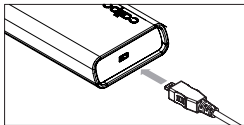
Using the Fueltank UNO

Proprietary voltage regulator technology determines the amount of power required to charge your devices. The charging port contains an independent power indicator and circuit protection.

Please note: The Fueltank UNO is NOT designed to charge laptops, notebooks or personal computers.

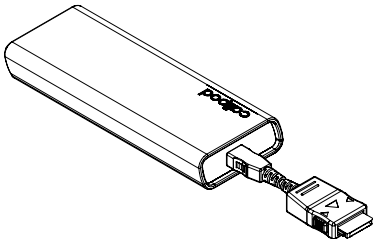
Once the Fueltank UNO is fully charged:

1. Plug your manufacturer-specific Callpod[®] device adapter into the Fueltank UNO device adapter port.
2. The LED Device indicator will illuminate.
3. Plug your device into the Callpod device adapter.



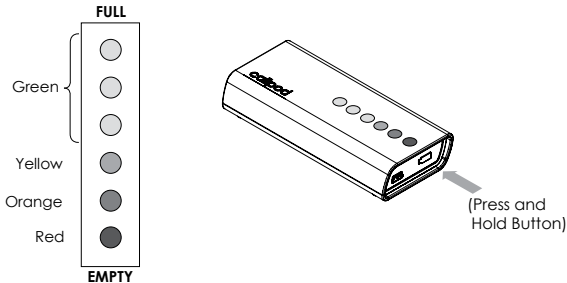
Power Saving Mode

To optimize battery life, please turn off the Fueltank UNO by removing the device adapter once your mobile device is done charging. If the device adapters are left connected to the Fueltank UNO for approximately 5 minutes without being connected to a mobile device for charging, the Fueltank UNO will enter into a power-saving mode to conserve battery life. If this occurs, the charging port will turn off. To reset the charging port, simply press the battery level indicator button once.



Checking The Fueltank UNO's Battery Life

To check the battery life of the Fueltank UNO, simply press and hold the charging indicator button and a series of LED lights (red, orange, yellow and green) will appear on the Fueltank UNO indicating the level of battery life. The power level is indicated by the number of LEDs lit. A full charge will light up all 6 LEDs while no charge will light up only one red LED.



Care and Maintenance

- Please keep the Fueltank UNO and all accessories out of the reach of small children.
- Please do not use other manufacturer's power supplies or device adapters with the Fueltank UNO.
- Do not attempt to open the outer casing of product.
- Do not clean the Fueltank UNO with harsh chemicals and keep the Fueltank UNO away from liquids.
- Do not expose the Fueltank UNO to extreme temperatures.
- Do not paint or apply coatings to the Fueltank UNO, as you might damage external parts or damage internal components.

Battery Information

A rechargeable lithium-ion battery powers the Fueltank UNO. The full performance of a new battery is achieved only after two or three complete charge and discharge cycles. To charge the Fueltank UNO, use only Callpod® designated power supplies and adapters.

Unplug the charger from the electrical plug and the device when not in use. Do not leave a fully charged battery connected to a charger, as overcharging may shorten the lifetime of the internal battery.

Never use a damaged charger. Leaving a device in hot or cold places, such as in a closed car in summer or winter conditions, will reduce its battery capacity and life. A device with a very hot or cold battery may not work temporarily, even when the battery is fully charged. Battery performance is particularly limited in temperatures well below freezing. Do not dispose of batteries in a fire, as they may explode. Batteries may also explode if damaged. Dispose of batteries according to local regulations and recycle whenever possible.

Callpod Limited Warranty

Subject to the exclusions contained below, Callpod, Inc. warrants Callpod®-branded products to be free from defects in materials and workmanship under normal consumer usage for the period(s) outlined below. This limited one-year warranty is a consumer's exclusive remedy and applies as follows to new Callpod products and accessories purchased by consumers. This warranty is limited to one-year from the time of purchase by the original consumer (i.e. first purchase date).

EXCLUSIONS

Normal Wear and Tear. Periodic maintenance, repair and replacement of parts due to normal wear and tear are excluded from coverage.

Abuse & Misuse. Defects or damage that result from: (a) improper operation, storage, misuse or abuse, accident or neglect, such as physical damage (cracks, scratches, etc.) to the surface of the product resulting from misuse; (b) contact with liquid, water, rain, extreme humidity or heavy perspiration, sand, dirt, extreme heat, or food; (c) use of this product(s) for commercial purposes or subjecting the product(s) to abnormal usage or conditions; or (d) other defects or damage from acts that are not the fault of Callpod®, are excluded from coverage.

Callpod Limited Warranty

Use of Non-Callpod Products and Accessories. Defects or damage that result from the use of non-Callpod-branded or certified products, accessories, software or other peripheral equipment are excluded from coverage.

Unauthorized Service or Modification. Defects or damages resulting from service, testing, adjustment, installation, maintenance, alteration, or modification in any way by someone other than a Callpod® representative or someone from an authorized service center, are excluded from coverage.

Altered Products. Products or accessories with (a) serial numbers or date tags that have been removed, altered, or obliterated; (b) broken seals or seals that show evidence of tampering; (c) mismatched serial numbers; or (d) nonconforming or non-Callpod housings or components, are excluded from coverage.

Communication Services. Defects, damage, or the failure of products, accessories or software due to any communication service or signal you may subscribe to or use with the products, accessories, or software is excluded from coverage.

Callpod Limited Warranty

Who is Covered?

This warranty extends only to the first consumer purchaser and is not transferable.

What Will Callpod® Do?

Under this warranty, Callpod, at its sole discretion, will at no charge either repair, replace or refund the purchase price of any covered product, accessory or software. We may use functionally equivalent reconditioned/refurbished/pre-owned or new products, accessories or parts.

For additional information, please visit us at:

www.callpod.com

Callpod Limited Warranty

You will receive instructions on how to ship any products or accessories at your expense, to a Callpod® authorized repair center. To obtain service, you must include: (a) a copy of your receipt, bill of sale or other comparable proof of purchase; (b) a written description of the problem; (c) the name of your service provider, if applicable; (d) the name and location of the installation facility if applicable and (e) your mailing address and telephone number.

Some states and jurisdictions do not allow the limitation or exclusion of incidental or consequential damages, or limitations on the length of an implied warranty, so the above limitations or exclusions may not apply to you. This warranty may give you specific legal rights, and you may also have other rights that vary from state to state or from one jurisdiction to another.

Callpod Limited Warranty

What Other Limitations Are There?

ANY IMPLIED WARRANTIES, INCLUDING WITHOUT LIMITATION THE IMPLIED WARRANTIES OF MERCHANTABILITY AND FITNESS FOR A PARTICULAR PURPOSE, SHALL BE LIMITED TO THE DURATION OF THIS LIMITED WARRANTY, OTHERWISE THE REPAIR REPLACEMENT, OR REFUND AS PROVIDED UNDER THIS EXPRESS LIMITED WARRANTY IS THE EXCLUSIVE REMEDY OF THE CONSUMER, AND IS PROVIDED IN LIEU OF ALL OTHER WARRANTIES, EXPRESS OR IMPLIED. IN NO EVENT SHALL CALLPOD BE LIABLE, WHETHER IN CONTRACT OR TORT (INCLUDING NEGLIGENCE) FOR DAMAGES IN EXCESS OF THE PURCHASE PRICE OF THE PRODUCT, ACCESSORY OR SOFTWARE, OR FOR ANY INDIRECT, INCIDENTAL, SPECIAL OR CONSEQUENTIAL DAMAGES OF ANY KIND, OR LOSS OF REVENUE OR PROFITS, LOSS OF BUSINESS, LOSS OF INFORMATION OR DATA, SOFTWARE OR APPLICATIONS OR OTHER FINANCIAL LOSS ARISING OUT OF OR IN CONNECTION WITH THE ABILITY OR INABILITY TO USE THE PRODUCTS, ACCESSORIES OR SOFTWARE TO THE FULL EXTENT THESE DAMAGES MAY BE DISCLAIMED BY LAW.

Export Law Assurances

This product is controlled under the export regulations of the United States of America. The Government of the United States of America may restrict the exportation or re-exportation of this product to certain destinations. For further information contact the U.S. Department of Commerce and International Trade Commission.

Approved Accessories

It is critical to use Callpod[®]-branded adapters and power supplies only. Use of non-approved products may cause safety hazards and damage your personal electronic devices. Callpod is not responsible for devices damaged while using non-approved products and or accessories. The use of non-Callpod-branded accessories (e.g. power adapters and power cables) with your Onyx headset will void your warranty. For a list of approved Callpod accessories, please visit us at:

www.callpod.com

Notice to International Users

Prior to traveling outside of the United States of America, please make sure to have a compatible plug adapter to use internationally. For a list of universal outlet adapters for recommendation and purchase, please visit us at:

www.callpod.com

Copyright Notice

All Callpod® products and information shared in this manual are protected by copyright. Copying, reproducing, reverse engineering or distributing any information of Callpod-related products hardware or software without a formal and written authorization and license from Callpod, Inc. is prohibited and may result in legal action.

Product Registration

Register products online at:

www.callpod.com/product/registration

or by phone: 1-800-951-CPOD

Product registration is an important step towards enjoying your new Callpod[®] product. Registering helps us facilitate warranty service and permits us to contact you should your product require an update or other service. Registration is not required for warranty coverage. Your serial number can be found on the inside of the back cover of this manual.

Please retain your original dated sales receipt for your records. For warranty service of your product you will need to provide, at a minimum, a copy of your dated sales receipt with the specified product to confirm warranty status.

Certification

The Fueltank UNO is certified by UL, cUL, CE, C-tick, FCC, ROHS and WEEE for safety and reliability.

Unauthorized changes or modifications to this device may impair your ability to operate this device and will void the warranty.