


# U-CONTROL ► UCA200

## Operating Manual

Version 1.2 april 2006



[www.behringer.com](http://www.behringer.com)



## IMPORTANT SAFETY INSTRUCTIONS

GB

**CAUTION:** To reduce the risk of electric shock, do not remove the top cover (or the rear section). No user serviceable parts inside; refer servicing to qualified personnel.

**WARNING:** To reduce the risk of fire or electric shock, do not expose this appliance to rain and moisture. The apparatus shall not be exposed to dripping or splashing and no objects filled with liquids, such as vases, shall be placed on the apparatus.



This symbol, wherever it appears, alerts you to the presence of uninsulated dangerous voltage inside the enclosure—voltage that may be sufficient to constitute a risk of shock.



This symbol, wherever it appears, alerts you to important operating and maintenance instructions in the accompanying literature. Please read the manual.



**DETAILED SAFETY INSTRUCTIONS:**

- 1) Read these instructions.
- 2) Keep these instructions.
- 3) Heed all warnings.
- 4) Follow all instructions.
- 5) Do not use this apparatus near water.
- 6) Clean only with dry cloth.
- 7) Do not install near any heat sources such as radiators, heat registers, stoves, or other apparatus (including amplifiers) that produce heat.
- 8) Only use attachments/accessories specified by the manufacturer.
- 9) Refer all servicing to qualified service personnel. Servicing is required when the apparatus has been damaged in any way, such as power supply cord or plug is damaged, liquid has been spilled or objects have fallen into the apparatus, the apparatus has been exposed to rain or moisture, does not operate normally, or has been dropped.
- 10) CAUTION - These service instructions are for use by qualified service personnel only. To reduce the risk of electric shock do not perform any servicing other than that contained in the operation instructions unless you are qualified to do so.



# **U-CONTROL**

## **Ultra low-latency 2 In/2 Out USB/Audio Interface**

- ▲ Ultra-flexible audio interface connects your instruments, mixer etc. with your computer for recording and playback
- ▲ High-resolution 48 kHz converters for high-end audio quality
- ▲ Works with your PC or Mac—no setup or drivers required. Free audio recording and editing software downloadable at [www.behringer.com](http://www.behringer.com)
- ▲ Powered via USB bus—no external power supply needed
- ▲ High-quality components and exceptionally rugged construction ensure long life
- ▲ Conceived and designed by BEHRINGER Germany

All Trademarks mentioned belong to their respective owners and are not affiliated with BEHRINGER®

UCA200

## FOREWORD



Dear Customer,

welcome to the team of U-CONTROL users, and thank you very much for expressing your confidence in us by purchasing the UCA200. It is one of my most pleasant tasks to write this letter to you, because it is the culmination of many months of hard work delivered by our engineering team to reach a very ambitious goal: to develop a first rate unit, which is flexible enough to be used mobile as well as within studio setups.

The task to design our new UCA200 certainly meant a great deal of responsibility. You, the discerning user and musician, were the focus of our entire development efforts. It also meant a lot of work and night shifts to accomplish this goal. But it was fun, too. Developing a product usually brings a lot of people together, and what a great feeling it is when everybody who participated in such a project can be proud of what we've achieved.

It is our philosophy to share our joy with you, because you are the most important member of the BEHRINGER family. With your highly competent suggestions for new products you've greatly contributed to shaping our company and making it successful. In return, we guarantee you uncompromising quality as well as excellent technical and audio properties at an extremely favorable price. All of this will enable you to fully unfold your creativity without being hampered by budget constraints.

We are often asked how we can make it to produce such high-grade devices at such unbelievably low prices. The answer is quite simple: it's you, our customers! Many satisfied customers means large sales volumes enabling us to get better conditions of purchase for components, etc. Isn't it only fair to pass this benefit back to you? Because we know that your success is our success, too!



I would like to thank all people whose help on U-CONTROL UCA200 has made it all possible. Everybody has made very personal contributions, starting from the designers of the unit via the many staff members in our company to you, the user of BEHRINGER products.

My friends, it's been worth the trouble!

Thank you very much,

A handwritten signature in black ink, appearing to read 'U. Behringer', with a long horizontal line extending to the right.

Uli Behringer



## TABLE OF CONTENTS

<b>1. INTRODUCTION .....</b>	<b>8</b>
1.1 Before you started .....	9
1.1.1 Shipment .....	9
1.1.2 Initial operation .....	9
1.1.3 Online registration .....	10
<b>2. SYSTEM REQUIREMENTS .....</b>	<b>11</b>
2.1 Hardware connection .....	11
<b>3. OPERATING ELEMENTS AND CONNECTIONS .....</b>	<b>12</b>
3.1 Top view .....	12
3.2 Connections .....	13
<b>4. WORKING WITH THE UCA200 .....</b>	<b>14</b>
4.1 Application example .....	14
<b>5. AUDIO CONNECTIONS .....</b>	<b>16</b>
5.1 Wiring .....	16
<b>6. SPECIFICATIONS .....</b>	<b>17</b>
<b>7. WARRANTY .....</b>	<b>19</b>

## 1. INTRODUCTION

Welcome to the family of U-CONTROL users and thank you for expressing your confidence in BEHRINGER products by purchasing the UCA200. With the UCA200 you have purchased a high-performance audio interface that includes a USB connector. It is thus an ideal sound card for your laptop computer or an essential recording/playback component for studio environments that involve desktop computers.

The UCA200 is PC and Mac-compatible. Therefore, no separate installation procedure is required, while the operating system drivers ensure an extremely short latency.





Thanks to its robust construction and compact dimensions, the UCA200 is also ideal for traveling. 2 inputs and outputs give you total connecting flexibility to mixing consoles and loudspeakers. Power is supplied to the unit via the USB interface. The LED gives you a quick check that the UCA200 is properly connected to the computer. The UCA200 is the ideal extra for every computer musician.



## 1.1 Before you started

### 1.1.1 Shipment

Your UCA200 was carefully packed at the assembly plant to assure secure transport. Should the condition of the cardboard box suggest that damage may have taken place, please inspect the unit immediately and look for physical indications of damage.

-  **Damaged equipment should NEVER be sent directly to us. Please inform the dealer from whom you acquired the unit immediately as well as the transportation company from which you took delivery. Otherwise, all claims for replacement/repair may be rendered invalid.**
-  **Please always use the original packaging to avoid damage due to storage or shipping.**
-  **Never let unsupervised children play with the equipment or with its packaging.**
-  **Please dispose of all packaging materials in an environmentally friendly fashion.**

### 1.1.2 Initial operation

Please make sure the unit is provided with sufficient ventilation, and never place the UCA200 on top of an amplifier or in the vicinity of a heater to avoid the risk of overheating.

The current supply is made via the USB connecting cable, so that there is no external power supply unit required. All required safety precautions have been adhered to.

GB

### 1.1.3 Online registration

Please do remember to register your new BEHRINGER equipment right after your purchase by visiting [www.behringer.com](http://www.behringer.com) (alternatively [www.behringer.de](http://www.behringer.de)) and kindly read the terms and conditions of our warranty carefully.

Should your BEHRINGER product malfunction, our goal is to have it repaired as quickly as possible. To arrange for warranty service, please contact the retailer from whom the equipment was purchased. Should your BEHRINGER dealer not be located in your vicinity, you may directly contact one of our subsidiaries. Corresponding contact information is included in the original equipment packaging (Global Contact Information/European Contact Information). Should your country not be listed, please contact the distributor nearest you. A list of distributors can be found in the support area of our website ([www.behringer.com/support](http://www.behringer.com/support)).

Registering your purchase and equipment with us helps us process your repair claims quicker and more efficiently.

Thank you for your cooperation!

## 2. SYSTEM REQUIREMENTS



The UCA200 is PC and Mac-compatible. Therefore, no installation procedure or drivers are required for the correct functioning of the UCA200.

To work with the UCA200, your computer must fulfill the following minimum requirements:

PC	MAC <sup>®</sup>
Intel <sup>®</sup> or AMD <sup>®</sup> CPU, 1 GHz or higher	G3, 300 MHz or higher
minimum 128 MB RAM	minimum 128 MB RAM
USB 1.1 interface	USB 1.1 interface
Windows <sup>®</sup> XP, 2000	Mac OS <sup>®</sup> X 9.0.4 or higher, 10.X or higher

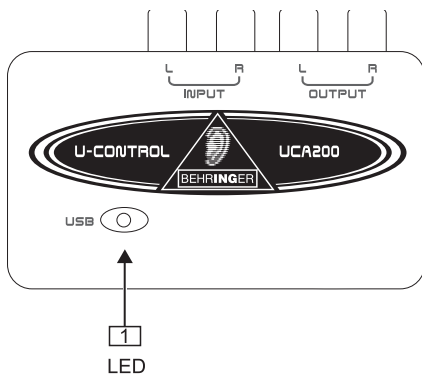
### 2.1 Hardware connection

Use the USB connecting cable supplied with the UCA200 to connect the unit to your computer. The USB connection also supplies the UCA200 with current. You can connect a variety of devices and equipment to the inputs and outputs.



### 3. OPERATING ELEMENTS AND CONNECTIONS

#### 3.1 Top view



*Fig. 3.1: Top view of the UCA200*

**1** The LED indicates the status of the USB power supply.

### 3.2 Connections

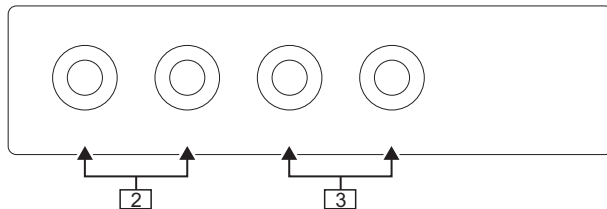


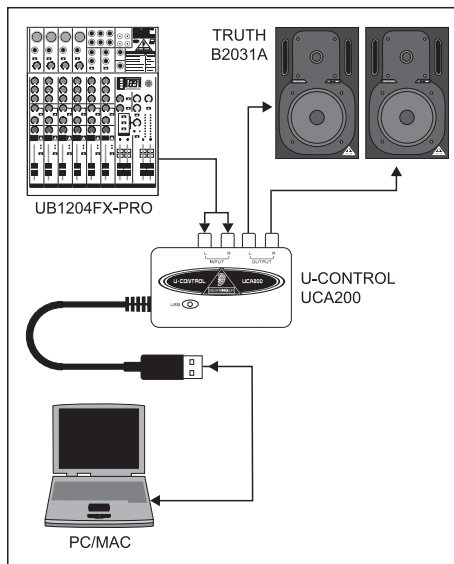
Fig. 3.2: Connections of the UCA200

- 2 Use the *LINE-OUT* jacks for audio cables with RCA connectors.
- 3 Use the *LINE-IN* jacks for audio cables with RCA connectors.



## 4. WORKING WITH THE UCA200

### 4.1 Application example



*Fig. 4.1: Common version with the UCA200*

To provide a professional recording interface between mixing console and computer, you can use the UCA200 in combination with a suitable mixing console that includes subgroup outputs. This type of setup allows you to record several signals in the computer at the same time, to simultaneously play back several takes or playbacks which have been recorded, and to listen to the whole recording via loudspeakers. Figure 4.1 shows a possible setup with one UCA200.

Connect the outputs of the subgroup (in this case ALT 3-4 OUT) with the inputs of the UCA200 [3]. You can choose to connect the outputs [2] of the interface either to the TAPE INPUT sockets or to your monitor speakers. Over the headphone output of your mixing console, you can connect for example the stereo headphones HPS 3000 to control. Use the USB cable supplied with the unit to connect your PC or MAC® via the USB interface.

By routing each channel that you want to record through the ALT3-4 subgroup, you can now use the input channels of the mixing console to record different signals (e.g. microphone, guitar, sound module, etc.) in the computer. If you connect the OUT jacks of the UCA200 to channel inputs 7/8 (not via TAPE INPUT), make sure that the signal is **not** switched to the subgroup but instead to the main output of your mixer (MUTE key on the UB1204FX-PRO in channel 7/8 not pressed). Otherwise feedback can occur. Make sure that you use the SOURCE section on the mixing console to select the correct monitoring paths (ALT 3-4 and MAIN MIX or ALT 3-4 and TAPE).

If you lead the UCA200 back via a channel input (not TAPE INPUT), you can also use the aux path in the channel to set up a monitor mix for live musicians. To do this, use the Aux Send (e.g. Aux 1) in this channel input. If the musicians want to hear themselves as well as the playback or previous recording takes, use the Aux Sends in the recording channels to mix in the recording signals with the monitor mix.

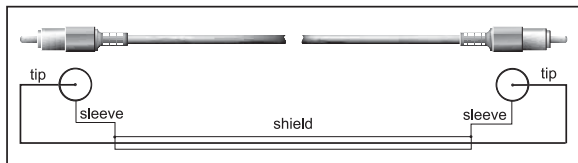


## 5. AUDIO CONNECTIONS


Although there are various ways to integrate the UCA200 into your studio or live set-up, the audio connections to be made will basically be the same in all cases:

### 5.1 Wiring

Please use standard RCA cables to connect the UCA200 to other audio equipment. You can also use an adapter cable.



*Fig. 5.1: RCA cable*



*Fig. 5.2: Adapter cable with 1/4" jack*





## 6. SPECIFICATIONS

### LINE IN

Connectors	RCA, unbalanced
Input impedance	approx. 27 k $\Omega$
Max. input level	2 dBV

### LINE OUT

Connectors	RCA, unbalanced
Output impedance	approx. 400 $\Omega$
Max. output level	2 dBV

### USB 1.1

Connectors	type A
------------	--------

### DIGITAL PROCESSING

Converter	16-bit converter
Sample rate	32.0 kHz, 44.1 kHz, 48.0 kHz



## SYSTEM DATA

Frequency response	10 Hz to 20 kHz, $\pm 1$ dB @ 44.1 kHz sample rate 10 Hz to 22 kHz, $\pm 1$ dB @ 48.0 kHz sample rate
THD	0.05 % typ. @ -10 dBV, 1kHz
Crosstalk	-77 dB @ 0 dBV, 1 kHz
Signal-to-noise ratio	A/D 89 dB typ. @ 1 kHz, A-weighted D/A 96 dB typ. @ 1 kHz, A-weighted

## POWER SUPPLY

USB connection                      5 V  $\equiv$  , 100 mA max.

## DIMENSIONS/WEIGHT

Dimensions (H x W x D)              approx. 22 mm (0.87") x 88 mm (3.46") x 60 mm (2.36")  
Weight                                      approx. 0.12 kg

BEHRINGER always takes great care to ensure the highest standard of quality. Any modifications which may be necessary will be made without prior notification. Technical data and appearance of the equipment can therefore differ from the details or illustrations shown.

## 7. WARRANTY

### § 1 OTHER WARRANTY RIGHTS AND NATIONAL LAW

1. This warranty does not exclude or limit the buyer's statutory rights provided by national law, in particular, any such rights against the seller that arise from a legally effective purchase contract.
2. The warranty regulations mentioned herein are applicable unless they constitute an infringement of national warranty law.

### § 2 ONLINE REGISTRATION

Please do remember to register your new BEHRINGER equipment right after your purchase by visiting [www.behringer.com](http://www.behringer.com) (alternatively [www.behringer.de](http://www.behringer.de)) and kindly read the terms and conditions of our warranty carefully.

Registering your purchase and equipment with us helps us process your repair claims quicker and more efficiently.

Thank you for your cooperation!

### § 3 WARRANTY

1. BEHRINGER (BEHRINGER International GmbH including all BEHRINGER subsidiaries listed on the enclosed page, except BEHRINGER Japan) warrants the mechanical and electronic components of this product to be free of defects in material and workmanship for a period of one (1) year\* from the original date of purchase, in accordance with the warranty regulations described below. If the product shows any defects within the specified warranty period that are not excluded from this warranty as described under § 5, BEHRINGER shall, at its discretion, either replace or repair the product using suitable new or reconditioned parts. In the case that other parts are used which constitute an improvement, BEHRINGER may, at its discretion, charge the customer for the additional cost of these parts.
2. If the warranty claim proves to be justified, the product will be returned to the user freight prepaid.
3. Warranty claims other than those indicated above are expressly excluded.

### § 4 RETURN AUTHORIZATION NUMBER

1. To obtain warranty service, the buyer (or his authorized dealer) must call BEHRINGER (see enclosed list) during normal business hours **BEFORE** returning the product. All inquiries must be accompanied by a description of the problem. BEHRINGER will then issue a return authorization number.

GB

2. Subsequently, the product must be returned in its original shipping carton, together with the return authorization number to the address indicated by BEHRINGER.
3. Shipments without freight prepaid will not be accepted.

### § 5 WARRANTY REGULATIONS

1. Warranty services will be furnished only if the product is accompanied by a copy of the original retail dealer's invoice. Any product deemed eligible for repair or replacement under the terms of this warranty will be repaired or replaced.
2. If the product needs to be modified or adapted in order to comply with applicable technical or safety standards on a national or local level, in any country which is not the country for which the product was originally developed and manufactured, this modification/adaptation shall not be considered a defect in materials or workmanship. The warranty does not cover any such modification/adaptation, irrespective of whether it was carried out properly or not. Under the terms of this warranty, BEHRINGER shall not be held responsible for any cost resulting from such a modification/adaptation.
3. Free inspections and maintenance/repair work are expressly excluded from this warranty, in particular, if caused by improper handling of the product by the user. This also applies to defects caused by normal wear and tear, in particular, of faders, crossfaders, potentiometers, keys/buttons, tubes, guitar strings, illuminants and similar parts.
4. Damages/defects caused by the following conditions are not covered by this warranty:
  - ▲ improper handling, neglect or failure to operate the unit in compliance with the instructions given in BEHRINGER user or service manuals.
  - ▲ connection or operation of the unit in any way that does not comply with the technical or safety regulations applicable in the country where the product is used.
  - ▲ damages/defects caused by force majeure or any other condition that is beyond the control of BEHRINGER.
5. Any repair or opening of the unit carried out by unauthorized personnel (user included) will void the warranty.
6. If an inspection of the product by BEHRINGER shows that the defect in question is not covered by the warranty, the inspection costs are payable by the customer.

7. Products which do not meet the terms of this warranty will be repaired exclusively at the buyer's expense. BEHRINGER will inform the buyer of any such circumstance. If the buyer fails to submit a written repair order within 6 weeks after notification, BEHRINGER will return the unit C.O.D. with a separate invoice for freight and packing. Such costs will also be invoiced separately when the buyer has sent in a written repair order.

#### **§ 6 WARRANTY TRANSFERABILITY**

This warranty is extended exclusively to the original buyer (customer of retail dealer) and is not transferable to anyone who may subsequently purchase this product. No other person (retail dealer, etc.) shall be entitled to give any warranty promise on behalf of BEHRINGER.

#### **§ 7 CLAIM FOR DAMAGES**

Failure of BEHRINGER to provide proper warranty service shall not entitle the buyer to claim (consequential) damages. In no event shall the liability of BEHRINGER exceed the invoiced value of the product.

\* Customers in the European Union please contact BEHRINGER Germany Support for further details.

FireWire® is a trademark of Apple Computer Inc. registered in the U.S. and other countries.

Technical specifications and appearance subject to change without notice. The information contained herein is correct at the time of printing. The names of companies, institutions or publications pictured or mentioned and their respective logos are registered trademarks of their respective owners. Mac and the Mac Logo are trademarks of Apple Computer, Inc. registered in the US and other countries. Their use neither constitutes a claim of the trademarks by BEHRINGER® nor affiliation of the trademark owners with BEHRINGER®. BEHRINGER® accepts no liability for any loss which may be suffered by any person who relies either wholly or in part upon any description, photograph or statement contained herein. Colours and specification may vary slightly from product. Products are sold through our authorised dealers only. Distributors and dealers are not agents of BEHRINGER® and have absolutely no authority to bind BEHRINGER® by any express or implied undertaking or representation. No part of this manual may be reproduced or transmitted in any form or by any means, electronic or mechanical, including photocopying and recording of any kind, for any purpose, without the express written permission of BEHRINGER Spezielle Studioteknik GmbH. BEHRINGER® is a registered trademark.

ALL RIGHTS RESERVED. © 2006 BEHRINGER Spezielle Studioteknik GmbH,  
Hanns-Martin-Schleyer-Str. 36-38, 47877 Willich-Müncheide II, Germany.  
Tel. +49 2154 9206 0, Fax +49 2154 9206 49032.