

SPORTSPOT®
1,000,000 CANDLE POWER
SPOTLIGHT



OWNER'S MANUAL
& WARRANTY INFORMATION

THIS MANUAL CONTAINS IMPORTANT INFORMATION REGARDING SAFETY, OPERATION, MAINTENANCE AND STORAGE OF THIS PRODUCT. BEFORE USING, READ AND UNDERSTAND ALL CAUTIONS, WARNINGS, INSTRUCTIONS AND PRODUCT LABELS, PLUS YOUR VEHICLE'S BATTERY MANUFACTURER GUIDELINES. FAILURE TO DO SO COULD RESULT IN INJURY AND/OR PROPERTY DAMAGE.

1 YEAR LIMITED WARRANTY PROGRAM

This limited warranty program is the only one that applies to this product, and it sets forth all the responsibilities of Vector Manufacturing, Ltd., regarding this product. There is no other warranty, other than described herein.

This Vector Manufacturing, Ltd. product is warranted, to the original purchaser only, to be free of defects in materials and workmanship for one year from the date of purchase without additional charge. The warranty does not extend to subsequent purchasers or users. Vector Manufacturing, Ltd. will not be responsible for any amount of damage in excess of the retail purchase price of the product under any circumstances. Incidental and consequential damages are specifically excluded from coverage under this warranty.

This product is not intended for commercial use. This warranty does not apply to accessories or damage to units from misuse or incorrect installation. Misuse includes wiring or connecting to improper polarity power sources.

RETURN/REPAIR POLICY: Defective products, other than accessories, may be returned postage prepaid to Vector Manufacturing. Any defective product, other than accessories, that is returned to Vector Manufacturing within 30 days of the date of purchase will be replaced free of charge. If such a product is returned more than 30 days but less than one year from the purchase date, Vector Manufacturing will repair the unit or, at its option, replace it free of charge.

If the unit is repaired, new or reconditioned replacement parts may be used, at Vector Manufacturing's option. A unit may be replaced with a new or reconditioned unit of the same or comparable design. The repaired or replaced unit will then be warranted under the terms of the remainder of the warranty period. The customer is responsible for the shipping charges on all returned items after 30 days. During the warranty period, Vector Manufacturing, Ltd. will be responsible for the return shipping charges.

LIMITATIONS: This warranty does not cover accessories, bulbs, fuses and batteries, defects resulting from normal wear and tear (including chips, scratches, abrasions, discoloration or fading due to usage or exposure to sunlight), accidents, damage during shipping to our service facility, alterations, unauthorized use or repair, neglect, misuse, abuse, failure to follow instructions for care and maintenance, fire, flood and Acts of God.

If your problem is not covered by this warranty, call our Technical Support Department (954) 584-4446 or toll free (866) 584-5504 for general repair information and charges if applicable. You may also contact us through our website www.vectormfg.com.

STATE LAW RIGHTS: This warranty gives you specific legal rights. Some states do not allow limitations on how long an implied warranty lasts or the exclusion or limitation of incidental or consequential damages, so the exclusions or limitations stated herein may not apply. This warranty gives the purchaser specific legal rights; other rights, which vary from state to state, may apply.

TO REQUEST WARRANTY SERVICE FOR THIS PRODUCT: Contact Vector Manufacturing Technical Support by telephone, fax or mail. We suggest that you keep the original packaging in case you need to ship the unit. When returning a product, include your name, address, phone number, dated sales receipt (or copy) and a description of the reason for return and product serial number. After repairing or replacing the unit, we will make every effort to return it to you within four weeks.

WARRANTY ACTIVATION: Please complete Warranty Activation Card and mail to Vector Manufacturing. Enter "VEC134" as Model and "SportSpot®-1,000,000 Candle Power Spotlight" as Product Type. All Vector Manufacturing, Ltd. products must be registered within 10 days of purchase to activate this warranty. Mail the completed registration card, along with a copy of the original sales receipt to:

ATTN.: CUSTOMER SERVICE / VECTOR MANUFACTURING, LTD.
4140 SW 28TH WAY, FT. LAUDERDALE, FL 33312
PH: 954-584-4446 • TOLL FREE: 866-584-5504 • FAX: 954-584-5556.
YOU MAY ALSO CONTACT US AT OUR WEB SITE WWW.VECTORMFG.COM.


WARRANTY IS NON-TRANSFERABLE AND NON-REFUNDABLE.

USER'S GUIDE

FEATURES:

- A compact, powerful quartz halogen spotlight for use whenever and wherever you need one!
- The tough, weatherproof sport spot 1,000,000 is built for rugged, outdoor use. Intense 1,000,000-candle power beam carries up to one mile and easily penetrates rain, fog, or smoke.
- Powerful quartz halogen bulb delivers a bright, tight beam.
- Computer-designed parabolic reflector.
- 10 times the power of an automobile headlight.
- Compact, lightweight design engineered to be easy to operate without sacrificing light intensity.
- Pistol grip handle design fits comfortably in your hand.
- ON/OFF switch delivers an instant beam.
- Can be used with Vector® jump starters for portability.

FIGURE 1. - SportSpot® 1,000,000 CP



GENERAL PRECAUTIONS:


- All halogen lights give off heat. Never place the light face down on any surface when lit.
- Unplug the light when not in use.
- Never look directly into light or shine the light into another person's eyes.
- Replace bulb with a VEC197 Vector bulb or a 12 volt H3 type quartz halogen bulb.
- Do not immerse this spotlight in water.

Do not leave this light unattended when it is turned on. Extended use can run down a battery.

OPERATING INSTRUCTIONS:

1. Insert the SportSpot® spotlight 12 volt DC plug into the accessory socket of your vehicle or a portable 12 volt power source, such as a jump starter.
2. To turn on the SportSpot® move the slide switch to the ON position (up). (See Figure 2.)
3. To turn off the SportSpot®, move the slide switch to the OFF position (down).

FIGURE 2.



REPLACING THE H3 12V HALOGEN BULB:

To replace the H3 type 12 volt bulb, you will need a small Phillips type screwdriver and a replacement bulb Vector Part VEC197. Bulb life can be shortened by installing a bulb with dirt or fingerprints on it. The bulb can be wiped clean with a cloth moistened with alcohol. During bulb installation, avoid touching the glass part of the bulb. (See Figures 3A and 3B for details.)

1. Disconnect the unit from any power source.
2. Remove the rubber bezel (move towards the front of the spotlight).
3. Using the screwdriver, remove (counterclockwise) six screws. Set them aside.
4. Lift off the glass lens and rubber "O" ring and set them aside.
5. Carefully remove the reflector and bulb assembly. (See figures 3A and 3B.)

6. Disconnect the bulb wire from the red power wire and set the burned out bulb aside.
7. Unsnap the hairpin retaining wires from the reflector's flange.
8. Using the screwdriver, loosen the retaining screw to remove the bulb from the reflector (no need to completely remove this screw).
9. Lift out the bulb and the attached wire.
10. Insert the replacement bulb into the reflector's flange.
11. Put back and secure the hairpin retaining wires.
12. Connect the white bulb power wire to the red power wire.
13. Tighten the retaining screw on the flange.
14. Place the reflector in position in the body of the spotlight.
15. Replace the rubber "O" ring in the groove around the perimeter of the reflector.
16. Make sure both spotlight halves are aligned to accept the screws.
17. Replace the screws and tighten (do not overtighten).
18. Operate switch to ensure proper operation of spotlight.

FIGURE 3A

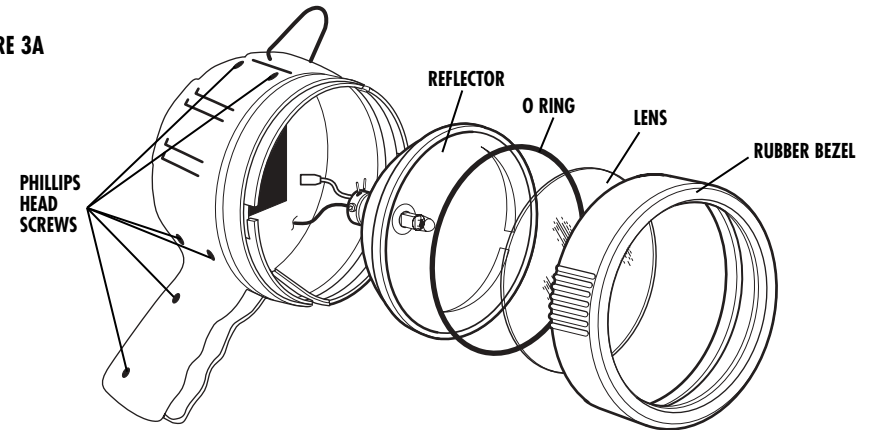
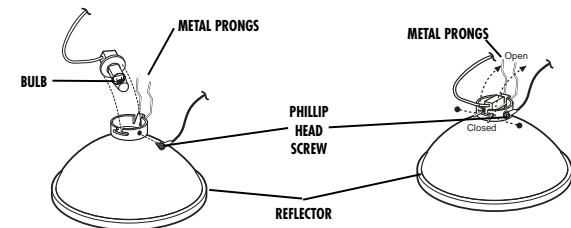


FIGURE 3 B



NOTE: When handling a new bulb, do not touch the glass portion of the bulb. Natural oils from your hands can cause the bulb to fail. If necessary, clean the bulb with alcohol or a liquid window cleaner.

FUSE REPLACEMENT:

Unscrew the tapered end of the 12 volt DC plug to remove the old fuse. Replace with the same type 10-amp fuse.

TECHNICAL SUPPORT

If technical help is required, call Vector Technical Support toll free, 866-584-5504.



© 2003 VECTOR MANUFACTURING, LTD.
FT. LAUDERDALE, FL 33312 MADE IN CHINA

04 17 03 AHB