

**Ideatuli**   
elämys alkaa täältä

SEIKKAILE MYÖS  
VERKOSSA!  
[WWW.IDEATULI.FI](http://WWW.IDEATULI.FI)




**POWERSPORTS**

2008-09 PRODUCT GUIDE




**NEW FOR 2008** is the WARN® XT40 – the most extreme UTV winch on the market. Designed specifically for use on side-by-sides, the XT40 comes standard with 50' of lightweight, easy-to-handle synthetic rope and a Wireless Control System for increased recovery options. Add to this a ton of standard industry-leading features, and you've got the ultimate UTV winch for riders looking to go farther and do more. See page 13 for more information.

WARN INDUSTRIES KNOWS HOW YOU USE POWERSPORTS VEHICLES, SO WE'VE DEVELOPED PRODUCTS AND ACCESSORIES TO HELP YOU AND YOUR VEHICLE GO FARTHER AND DO MORE. WHETHER YOU RIDE HARD ON THE TRAIL OR WORK HARD IN THE FIELD, WARN INDUSTRIES MAKES PRODUCTS THAT ALLOW YOU TO GET THE MOST OUT OF YOUR ATV, UTV, OR SNOWMOBILE. WITH 60 YEARS OF BUSINESS EXPERIENCE, WORLD-CLASS QUALITY, AND INDUSTRY-LEADING DESIGN INNOVATIONS, YOU CAN BE SURE WARN INDUSTRIES MAKES THE BEST POWERSPORTS PRODUCTS ON THE MARKET.




**WINCHES: 2-13**



**WINCH ACCESSORIES: 14-16**



**MOUNTING SYSTEMS,  
BUMPERS AND  
BODY ARMOR: 26-33**



**PLOWS: 34-39**



**LIGHTS: 40**



**424 SELECT AND  
TRUCK/UTILITY PRODUCTS: 41**

**WINCH SPECIFICATIONS: 17**  
**PRODUCT APPLICATIONS: 18-24**

Know before you go! Always read and understand all documentation included with WARN products. Always become familiar with your WARN product before you start your adventure. Follow all warnings and instructions in product manuals and on product warning labels. Action scenes in this catalog included winching experts.



WINCHES



SEIKKAILE MYÖS  
VERKOSSA!  
[www.ideatuli.fi](http://www.ideatuli.fi)

## OUT HERE, YOU'LL BE GLAD YOU WENT WITH WARN

**WARN XT AND RT WINCH SERIES: THE BEST WINCHES IN THE WORLD ARE NOW EVEN BETTER.**

The complete line of WARN® Powersports winches lets you ride with confidence knowing that when you need to pull yourself out of the muck or move a heavy load, you'll be up to the task time and time again. Both the XT Extreme Terrain and RT Rugged Terrain winches are designed specifically for powersports vehicles with standard features like weather-resistant sealed construction; rugged and reliable 3-stage planetary geartrains; patented disc brakes for enhanced control; efficient electrical systems for less battery drain; easy-to-use clutch dials; and legendary WARN quality. You can be assured our winches are the best on the market. We're so sure they're the best, we've added a limited lifetime warranty to every WARN ATV and UTV winch and backed it with a world-wide service organization.

[info@ideatuli.fi](mailto:info@ideatuli.fi)

PERMANENT MAGNET MOTOR FOR PLENTY OF PULLING MUSCLE

FULLY SEALED TO KEEP THE ELEMENTS OUT

ALL-METAL THREE-STAGE PLANETARY GEARTRAIN FOR SMOOTH, RELIABLE OPERATION

PATENTED DISC BRAKE

REDUCED AMP DRAW FOR LONGER PULLS AND LESS BATTERY DRAIN


"BEST IN CLASS" SHORT STROKE CLUTCH DIAL

SEALED CONTACTOR PROVIDES THE ULTIMATE IN RELIABILITY

COLOR-CODED WIRING FOR EASY INSTALLATION



### XT AND RT: BECAUSE NOT ALL RIDERS ARE THE SAME



# XT

**EXTREME TERRAIN**

For the rider who pushes the envelope and loves to tackle the toughest trails and deepest mud, WARN has developed the XT, or Extreme Terrain winch series. All XT winches come with synthetic rope for light weight and easy handling, making them perfect for ATV recovery.



# RT

**RUGGED TERRAIN**

If you're the person who depends on their vehicle in the field or on the job, then an RT, or Rugged Terrain winch may be for you. The RT series' durable aircraft-grade wire rope will get the job done whether you're moving a downed tree, pulling that prize elk out of the field, or recovering a vehicle.

FOR UTILITY ATVS  
300CC AND LARGER

**WARN XT25**



## **PUSH THE LIMITS AND RIDE WITH CONFIDENCE USING THIS VERSATILE WINCH.**

You can hit the trail with confidence when you've got the premium XT25. Its 50' of lightweight, easy-to-handle synthetic rope is great for winching an ATV out of a sticky situation, and the rope's flexibility is perfect for plow lifting. The XT25 comes with a sealed handlebar-mounted mini-rocker switch for convenient winch control, a "best in class" short-throw clutch, and its fast line speed means you'll be out of trouble and back on the trail in a hurry. Patented disc brake ensure positive control when winching. Full sealing protects the XT25 from the elements, and its dependable all-metal 3-stage planetary geartrain and efficient electrical system provide long, powerful pulls with less battery drain. **PN 75500**

FOR UTILITY ATVS  
UNDER 300CC  
AND SPORT QUADS

# WARN XT15



## THE PERFECT LIGHTWEIGHT WINCH FOR EXTREME TERRAIN.

The XT15 has a 1,500 lb. pulling capacity and 40' of lightweight, easy-to-handle synthetic rope, making it perfect for recovering a stuck sport quad, small ATV, or lifting a plow blade. With standard features such as a patented disc brake, a 3-stage planetary geartrain for reliability, a sealed motor to keep the elements out, and a handlebar-mounted mini-rocker control switch, you can be sure you're getting a powerful, dependable winch that'll let you go prepared.

PN 78500



The logo consists of the letters 'RT' in a bold, red, stylized font with a white outline and a black drop shadow. It is positioned in the upper left quadrant of the top image, which shows a close-up of a thick steel cable and a person operating a winch on a vehicle.The words 'RUGGED TERRAIN' are written in a yellow, hand-drawn, blocky font with a black outline. They are centered horizontally across the middle of the top image, which depicts a person on a motorcycle and a vehicle in a rugged, outdoor setting.

**THE RT RUGGED TERRAIN SERIES OF WINCHES** ARE MADE FOR THE PERSON WHO USES THEIR POWERSPORTS VEHICLE AS A TOOL TO GET A JOB DONE. FROM CLEARING A DOWNED TREE ON THE TRAIL OR MOVING A HEAVY LOAD ON THE FARM, TO WINCHING THAT PRIZE DEER OUT OF THE FIELD OR GETTING TO A PRIME HUNTING SPOT – THE RT SERIES WINCHES ARE GOING TO HELP YOU GET THE JOB DONE.



# WARN RT30




FOR LARGE-BORE  
UTILITY ATVS, 500CC  
AND LARGER



## FOR BIGGER ATVS AND HEAVIER PULLING JOBS. THIS WINCH HELPS YOU GET THE JOB DONE IN THE FIELD AND ON THE TRAIL.

With a mammoth 3,000 lb. pulling capacity, 50' of durable aircraft-grade wire rope, and a convenient handheld remote, the RT30 has the features you need to get the job done in the field and on the trail. No matter what the situation, the RT30's full sealing means the winch is prepared to do battle against the elements, and its all-metal 3-stage planetary geartrain will provide countless years of smooth, reliable operation. The patented disc brake enhances brake control, and the short-throw clutch is easy to use. A standard handheld wired remote and handlebar-mounted mini-rocker switch increase your winching options so you can get the job done right. **PN 76000**






# XT

## EXTREME TERRAIN

**THE WARN XT EXTREME TERRAIN WINCH SERIES** IS FOR THE EXTREME RIDER WHO TAKES THE TRAIL LESS TRAVELED AND RIDES ON THE EDGE. WITH A TON OF STANDARD FEATURES INCLUDING LIGHTWEIGHT, EASY-TO-HANDLE SYNTHETIC ROPE AND AN AVAILABLE WIRELESS CONTROL SYSTEM, THE XT WINCHES HAVE THE FEATURES THE MOST DEMANDING RIDERS WANT.



The XT's flexible synthetic rope is great for plow lift systems

[info@ideatuli.fi](mailto:info@ideatuli.fi)



FOR LARGE-BORE UTILITY  
ATVS, 500CC AND LARGER

**WARN XT30**



## TACKLE THE TRAIL WITH THE ULTIMATE ATV WINCH FOR THE MOST DEMANDING RIDER

When you want the top-of-the-line ATV winch, you'll want the XT30. With features like our Wireless Control System and 3,000 lb. line capacity, you'll be able to winch the biggest ATVs out of the muck from anywhere within a 50' radius. When your vehicle gets stuck, you'll be glad you have the XT30's 50' of lightweight, easy-to-handle synthetic rope, which is also great for plow lifting. Full sealing will keep the elements out and an all-metal 3-stage planetary geartrain will keep the winch running smoothly for years. And when the hills get steep, the winch's confidence-inspiring, patented disc brake will enhance braking control on steep hills. **PN 76500**



# WARN RT25

FOR UTILITY  
ATVS  
300CC AND  
LARGER



## WORK OR PLAY – THIS WINCH IS EVERYTHING YOU NEED TO GET THE JOB DONE.

This is the winch for you when you need 2,500 lbs. of rugged pulling power using 50' of durable wire rope. As the industry standard, this unit is great for winching a heavy load or recovering a stuck ATV. Features include full sealing, our patented disc brake for enhanced braking performance, a short-throw clutch, a reliable all-metal 3-stage planetary geartrain, an efficient electrical system that allows for longer pulls with minimal battery drain, and a handlebar-mounted mini-rocker switch for great control. **PN 75000**





FOR UTILITY ATVS  
UNDER 300CC AND  
SPORT QUADS

**WARN RT15**



## THE BEST 1,500 LB. ATV WINCH TO GET THE JOB DONE RIGHT.

With its versatile 50' of wire rope and strong 1,500 lb. pulling capacity, the RT15 is the perfect tool for sport quads and smaller ATVs. The RT15 has a three-stage planetary geartrain to ensure reliability, an efficient electrical system for less battery drain, a sealed motor that will keep the elements out, a sealed handlebar-mounted mini-rocker control, and patented disc brake technology. All these features mean the RT15 will pull through for you time after time. Best of all, it has legendary WARN quality, so you can be assured you're buying the best lightweight winch on the market. **PN 78000**



SPECIFICALLY  
DESIGNED FOR UTVS

## WARN RT40



### OUTSTANDING PERFORMANCE FOR THE DEMANDS OF UTVS

Need a winch that'll get the job done for your UTV? Look no further than the RT40. Specifically designed for side-by-sides, this winch has a massive 4,000 lb. pulling capacity, and 55' of durable wire rope – the longest wire rope in the WARN Powersports winch lineup. This winch has tons of standard features including a patented disc brake for enhanced control, a fully sealed drivetrain to guard against the elements, a reliable and smooth-running all-metal 3-stage planetary geartrain, a corded remote and a mini-rocker control, and an efficient electrical system for long pulls and less battery drain. This winch is ready to go to work, so you can get the most out of your UTV. **PN 77000**





**WARN XT40**

SPECIFICALLY  
DESIGNED FOR UTVS

**NEW!**



## THE MOST EXTREME UTV WINCH ON THE MARKET

For the rider looking to take their side-by-side to the extreme, we offer the XT40. With 50' of lightweight, easy-to-handle synthetic rope; a versatile Wireless Control System with a 50' range; and 4,000 lbs. of pulling power, you won't find a more intense UTV winch anywhere. The XT40 showcases a sealed drivetrain to keep the elements out, a 3-stage planetary geartrain for smooth, reliable operation; and our patented disc brake enhances braking performance on steep hills. Top it off with an efficient motor for less battery drain and an easy-to-use clutch control dial, and you'll be ready for any trail. **PN 77500**




# SNOWINCH



The SnoWinch is sold as a complete kit that includes everything you need to recover a Snowmobile



Storage bag conveniently holds winch and accessories



Quick-connect wiring provides easy access to battery power



Kit includes 40' synthetic winch rope and two recovery straps



Hooks and mounting plate connect winch to the sled



Hand-held remote control with 12 1/2' lead for full range of movement during winching

## PORTABLE WINCH SYSTEM FOR SNOWMOBILES

This portable snowmobile recovery system packs 1,500 lbs. of pulling power to get your snowmobile back on the trail quickly. Setup is simple thanks to a Quick Connect plug that provides easy access to the battery power source, and an integrated mounting plate with fairlead and handle. The patented mechanical disc brake provides positive operator control when winching, and the rigging straps offer easy attachment to the carrier plate using safety latch hooks. SnoWinch comes with 40' of 5/32" synthetic rope that is durable and easy to handle; 9' and 25' recovery straps; and a handheld remote with a 12 1/2' lead for excellent control. The SnoWinch stores easily in a custom WARN bag when not in use and weighs just 15 lbs. **PN 70170**





## WINCH ACCESSORIES


### WIRELESS WINCH CONTROL SYSTEM

#### CONTROL YOUR WINCH WITH NO STRINGS (OR WIRES) ATTACHED.

The WARN Wireless Control System is designed from the ground up to suit your needs, and will work with any WARN Powersports winch with a contactor and mini-rocker control switch\*. The system is quick and easy to install, thanks to a wiring harness with an integrated antenna and the included mounting hardware. The system allows you to operate your winch from anywhere within a 50' radius, increasing your recovery options.

To operate the winch, use the large power-in or power-out buttons. The two-color LED provides operator feedback. To prolong battery life, the System automatically shuts off after three minutes, or it can be turned off manually. A convenient handlebar- or dash-mounted holster securely holds the transmitter when not in use. **PN 74500**

Kit includes receiver, wiring harness, handlebar mounted holster, and mounting hardware



\* May not work with WARN co-branded winch. Call customer service for details.

In the event you lose your WARN Wireless Control System transmitter, we offer this replacement unit. The easy-to-program remote is a direct replacement for the WARN Wireless Control System transmitter, and has easy-to-follow instructions for reprogramming your receiver to recognize the new transmitter. **PN 74520**



**WINCHING ACCESSORY KIT**

Double your pulling power, change your pulling direction and keep your winch in proper working order. The WARN Accessory Kit is essential gear for getting the most out of your WARN Powersports Winch.

Accessory Kits include two shackles, snatch block, and two 1" x 8' (25.4mm x 2.4m) tree trunk protectors. Each kit comes in a black Cordura® heavyweight nylon soft case.

**PN 69222** Kit with black nylon soft case **PN 63351** Black bag only



**BASIC GUIDE TO ATV WINCHING TECHNIQUES**

This "must read" Informative booklet helps you learn the important facts concerning the proper use of your winch.



**PN 64660**



**SNATCH BLOCK**

Assists in double-lined and angled pulls. Rated to 8,000 lbs. (3,628.74 kgs) capacity and under.


**PN 28881**



**SHACKLE**

Shackle for rigging attachments. Rated to 8,000 lbs. (3,628.74 kgs) capacity and under.

**PN 28884**



**TREE TRUNK PROTECTOR**

1" x 8' (25.4mm x 2.438m) load strap, designed to protect a tree trunk from the damage a wire rope might cause. Designed for ATV use only. (Rated to 6,400 lbs.)

**PN 28882**



**CHOKER CHAIN**

10' (3m) chain allows a stable, sharp object to be used as a winch anchor.

**PN 26083**

**NEOPRENE WINCH COVER**

Made of durable, tight-fitting neoprene that resists water and cracking.

XT/RT15 winch cover includes 8' winch rigging strap



**PN 71072** (for RT/XT 15 series and 1.5ci)

**PN 71980** (for RT/XT 25, 30 series and 2.5ci, 3.0ci winches)

**PN 71975** (for RT40 and 4.0ci winches)



# WINCH SPECIFICATIONS

	RT15	XT15	RT25	XT25	RT30	XT30	RT40	XT40
<b>WARN part number:</b>	78000	78500	75000	75500	76000	76500	77000	77500
<b>Capacity:</b>	1,500 lbs. (680 kgs.)	1,500 lbs. (680 kgs.)	2,500 lbs. (1,134 kgs.)	2,500 lbs. (1,134 kgs.)	3,000 lbs. (1,361 kgs.)	3,000 lbs. (1,361 kgs.)	4,000 lbs. (1,814 kgs.)	4,000 lbs. (1,814 kgs.)
<b>No-load Linespeed:</b>	15 ft./min. 4.6 m/min.	15 ft./min. 4.6 m/min.	18 ft./min. 5.5 m/min.	18 ft./min. 5.5 m/min.	18 ft./min. 5.5 m/min.	18 ft./min. 5.5 m/min.	25 ft./min. 7.6 m/min.	25 ft./min. 7.6 m/min.
<b>Full-load Linespeed:</b>	5 ft./min. (1.5 m/min.)	5 ft./min. (1.5 m/min.)	5 ft./min. (1.5 m/min.)	5 ft./min. (1.5 m/min.)	4 ft./min. (1.2 m/min.)	4 ft./min. (1.2 m/min.)	4 ft./min. (1.2 m/min.)	4 ft./min. (1.2 m/min.)
<b>Series:</b>	Rugged Terrain	Extreme Terrain	Rugged Terrain	Extreme Terrain	Rugged Terrain	Extreme Terrain	Rugged Terrain	Extreme Terrain
<b>Sealing:</b>	Motor	Motor	Full	Full	Full	Full	Drivetrain	Drivetrain
<b>Geartrain:</b>	Metal gears in plastic housing	Metal gears in plastic housing	All-metal	All-metal	All-metal	All-metal	All-metal	All-metal
<b>Rope Material:</b>	Wire	Synthetic	Wire	Synthetic	Wire	Synthetic	Wire	Synthetic
<b>Rope Length &amp; Diameter:</b>	50' x 5/32" (15 x 4mm)	40' x 5/32" (12 x 4mm)	50' x 3/16" (15 x 5mm)	50' x 3/16" (15 x 5mm)	50' x 3/16" (15 x 5mm)	50' x 3/16" (15 x 5mm)	55' x 7/32" (17 x 5.5mm)	50' x 7/32" (15 x 5.5mm)
<b>Primary Control:</b>	Handlebar mini-rocker	Handlebar mini-rocker	Handlebar mini-rocker	Handlebar mini-rocker	Handlebar mini-rocker	Handlebar mini-rocker	Handlebar mini-rocker	Handlebar mini-rocker
<b>Remote Control:</b>	None	None	None	None	Corded Remote	Wireless Remote	Corded Remote	Wireless Remote
<b>Best for Plow Lifting:</b>		X		X		X		X
<b>Disc Brake:</b>	X	X	X	X	X	X	X	X
<b>Lifetime Warranty*:</b>	X	X	X	X	X	X	X	X
<b>Dimensions:</b>	10.3" L x 4.0" D 4.6" H (26cm L x 10cm D x 11 cm H)	10.3" L x 4.0" D 4.6" H (26cm L x 10cm D x 11 cm H)	13.1" L x 4.5" D 4.7" H (33.3cm L x 11.5cm D x 11.9 cm H)	13.1" L x 4.5" D 4.7" H (33.3cm L x 11.5cm D x 11.9 cm H)	13.1" L x 4.5" D 4.7" H (33.3cm L x 11.5cm D x 11.9 cm H)	13.1" L x 4.5" D 4.7" H (33.3cm L x 11.5cm D x 11.9 cm H)	14.4" L x 4.5" D 4.7" H (33.6cm L x 11.5cm D x 11.9 cm H)	14.4" L x 4.5" D 4.7" H (33.6cm L x 11.5cm D x 11.9 cm H)
<b>Mounting Bolt Pattern:</b>	3.0 x 4.8" (76 x 124 mm)	3.0 x 4.8" (76 x 124 mm)	3.0 x 4.8" (76 x 124 mm)	3.0 x 4.8" (76 x 124 mm)	3.0 x 4.8" (76 x 124 mm)	3.0 x 4.8" (76 x 124 mm)	3.0 x 6.66** (76 x 169 mm)	3.0 x 6.66" (76 x 169 mm)
<b>Weight:</b>	11.5 lbs. (5.2 kgs.)	8.6 lbs. (3.9 kgs.)	15.6 lbs. (7.1 kgs.)	13.4 lbs. (6.1 kgs.)	15.6 lbs. (7.1 kgs.)	13.4 lbs. (6.1 kgs.)	17.9 lbs. (8.1 kgs.)	14.4 lbs. (6.5 kgs.)
<b>Clutch Control:</b>	Flip Tab	Flip Tab	Ergonomic dial	Ergonomic dial	Ergonomic dial	Ergonomic dial	Ergonomic dial	Ergonomic dial
<b>Wiring Diameter:</b>	10-Gauge	10-Gauge	8-Gauge	8-Gauge	6-Gauge	6-Gauge	6-Gauge	6-Gauge
<b>Vehicles:</b>	For Sport Quads and Utility ATVs under 300cc	For Sport Quads and Utility ATVs under 300cc	For Utility ATVs 350cc & Larger	For Utility ATVs 350cc & Larger	For Large Bore Utility ATVs 500cc & Larger	For Large Bore Utility ATVs 500cc & Larger	UTVs	UTVs

\* Limited Lifetime Warranty

## Current as of January, 2008

Warn Industries is constantly developing new applications. If you can't find your vehicle listed there, call WARN customer service for the latest applications. In North America call 1-800-543-9276. Customers outside of North America can call 1-503-722-3008. Or check our web site: [www.warn.com](http://www.warn.com)

# PRODUCT APPLICATIONS: Winch and Plow Mounting Kits, 424 select (Continued)

**FOOTNOTES:**

- S Combination Winch Mount and Bumper
- U Fits 1.5 & RT/XT 15 series winches only
- Z 2,500 lb capacity mount
- AA Factory installed winch
- AC Factory installed mount
- AE Not recommended for lifting plow blades

## ARCTIC CAT

APPLICATION	YEAR	WINCH MOUNTING KIT	MULTI-MOUNT MOUNTING KIT <sup>AE</sup>	PLOW MOUNTING KIT	424 SELECT
250 2X4	99-01	60927			
250 4X4	01	60927			
250 2X4, 4X4	02-05	62840			
250 2X4	06-08	Note <sup>AC,U</sup>			
300 2X4, 4X4	98-01	60927			
300 2X4, 4X4	02-05	62840			
366 4X4 Automatic	08	Note <sup>AC</sup>			
375 Automatic 2X4, 4X4 & 400 4X4	02	62840	63206 <sup>Z</sup>	63294	
400 2X4, 4X4	98-01	60927		37853	
400 2X4, 4X4	03-07	62840		63294	
400 4X4	08	62840		63294	
400 Automatic 2X4, 4X4	03-04	62840	66277	63294	
400 Automatic 4X4	05-08	62840	66277	63294	
400 Automatic ACT 4X4	03-04	62840	63206 <sup>Z</sup>	63294	
400 Automatic LE 4X4, TBX 4X4	05-07	Note <sup>AA</sup>		63294	
400 / 500 Automatic MRP 4X4	03	62840		63294	
400 Automatic TBX 4X4	04	62840		63294	
400 Automatic VP 4X4	05	62840	66277	63294	
400 VP 4X4, Automatic VP 4X4	06-07	Note <sup>AC</sup>		63294	
400i 2X4, 4X4	02	62840		63294	
400 VP 4X4	05	62840		63294	
500 4X4	98-01	35048		37853	
500 4X4, Automatic 4X4	03-04	62840	66277	63294	
500 4X4, Automatic 4X4, LE 4X4, TBX 4X4	05-07	Note <sup>AC</sup>		63294	
500 4X4, Automatic 4X4	08	Note <sup>AC</sup>		63294	
500 Automatic 4X4	00-01	35048		60940	
500 4X4, Automatic 4X4	02	62840	63206 <sup>Z</sup>	63294	
500 Automatic TBX 4X4	02-04	62840		63294	
500 Automatic TRV 4X4	04-08	62840		63294	
500i 4X4	02	62840	66277	63294	
650 Automatic 4X4	04	62840		63294	
650 Automatic 4X4, LE 4X4, H1 Automatic 4X4	05	Note <sup>AC</sup>		63294	
650 V-2 4X4, H1 SE 4X4	06-07	Note <sup>AC</sup>			
650 V-2 Automatic 4X4, V-2 Automatic LE 4X4	05-06	Note <sup>AC</sup>		63294	
650 V-2 LE TS 4X4	06	Note <sup>AA</sup>			
650 H1 Automatic 4X4	08	Note <sup>AC</sup>		63294	
650 H1 Automatic 4X4 TRV	08	Note <sup>AC</sup>		63294	
700 EFI, Automatic 4X4, LE 4X4	07	Note <sup>AC</sup>		63294	
700 EFI SE 4X4	07-08	Note <sup>AC</sup>		63294	
700 H1 EFI SE 4X4	08	Note <sup>AC</sup>		63294	
700 EFI TRV PLUS LE 4X4	08	Note <sup>AA</sup>		63294	
700 DIESEL 4X4	08	Note <sup>AC</sup>		63294	
950 ThunderCat	08	Note <sup>AC</sup>		63294	
Bear Cat 454 4X4	96-98	35048		37853	
DVX400 2X4	04-07	69077 <sup>U</sup>			
Prowler 650 XT H1	06-08	74964 <sup>S</sup> /Note <sup>AC</sup>		TBA	

## BOMBARDIER

APPLICATION	YEAR	WINCH MOUNTING KIT	MULTI-MOUNT MOUNTING KIT <sup>AE</sup>	PLOW MOUNTING KIT	424 SELECT
DS650	01-07	69519 <sup>U</sup>			
Outlander 330 H.O. 2X4, 4X4	03-05	66288		67945	
Outlander 400 H.O. 2X4	03-04	66288		67945	
Outlander 400 H.O. 4X4	03-mid 06	66288		67945	
Outlander 400 H.O. 4X4 XT	03-mid 06	Note <sup>AA</sup>		67945	

# PRODUCT APPLICATIONS: Winch and Plow Mounting Kits, 424 select (Continued)

## BOMBARDIER (Continued)

FOOTNOTES:

- H Not compatible with WARN bumper
- K Not compatible with 3.0 series or RT/XT 25 & 30 series winches
- N Fits 3.0 series or RT/XT 25 & 30 series winches only
- U Fits 1.5 & RT/XT 15 series winches only
- Z 2,500 lb capacity mount
- AA Factory installed winch
- AE Not recommended for lifting plow blades
- AN Fits RT/XT 25 & 30 series winches only

APPLICATION	YEAR	WINCH MOUNTING KIT	MULTI-MOUNT MOUNTING KIT <sup>AE</sup>	PLOW MOUNTING KIT	424 SELECT
Outlander 400 H.O. MAX 4X4	04-mid 06	66288			67945
Outlander 400 H.O. MAX 4X4 XT	04-mid 06	Note <sup>AA</sup>			67945
Outlander 400 H.O. EFI 4X4, MAX EFI 4X4	mid 06-late 06	66288			72504
Outlander 400 H.O. EFI XT 4X4, MAX EFI XT 4X4	mid 06-late 06	Note <sup>AA</sup>			72504
Outlander 400 H.O. EFI 4X4, MAX EFI 4X4	07-08	71881			72504
Outlander 400 H.O. EFI XT 4X4, MAX EFI XT 4X4	07	71881			72504
Outlander 400 H.O. EFI XT 4X4, MAX EFI XT 4X4	08	Note <sup>AA</sup>			72504
Outlander 500 H.O. EFI 4X4, MAX EFI 4X4	07-08	71881			72504
Outlander 500 H.O. EFI XT 4X4, MAX EFI XT 4X4	07	71881			72504
Outlander 500 H.O. EFI XT 4X4, MAX EFI XT 4X4	08	Note <sup>AA</sup>			72504
Outlander 650 H.O. EFI 4X4, MAX EFI 4X4	06-08	71881			72504
Outlander 650 H.O. EFI XT 4X4, MAX EFI XT 4X4	06-07	71881			72504
Outlander 650 H.O. EFI XT 4X4, MAX EFI XT 4X4	08	Note <sup>AA</sup>			72504
Outlander 800 H.O. EFI 4X4, MAX EFI 4X4	06-08	71881			72504
Outlander 800 H.O. EFI XT 4X4, MAX EFI XT 4X4	06-07	71881			72504
Outlander 800 H.O. EFI XT 4X4, MAX EFI XT 4X4	08	Note <sup>AA</sup>			72504
Outlander 800 H.O. EFI LTD.	07	71881			72504
Outlander 800 H.O. MAX EFI LTD.	08	Note <sup>AA</sup>			72504
Quest 500 4X4	01-04	60004 <sup>K</sup> 65563 <sup>V</sup>			61015 65179
Quest 500 XL 4X4	02	60004 <sup>K</sup> 65563 <sup>V</sup>			65179
Quest 500 XT 4X4	03-04	60004 <sup>K</sup> 65563 <sup>V</sup>			65179
Quest 650 4X4	01-04	60004 <sup>K</sup> 65563 <sup>V</sup>			61015 65179
Quest 650 MAX 4X4	04	60004 <sup>K</sup> 65563 <sup>V</sup>			65179
Quest 650 XL 4X4	02	60004 <sup>K</sup> 65563 <sup>V</sup>			65179
Quest 650 XT 4X4	01-04	60004 <sup>K</sup> 65563 <sup>V</sup>			65179
Traxter 4X4	99	60004 <sup>K</sup> 65563 <sup>V</sup>			61015
Traxter 2X4, 4X4	00-04	60004 <sup>K</sup> 65563 <sup>V</sup>			61015 65179
Traxter 500 Automatic 4X4, Automatic CVT 4X4	05	60004 <sup>K</sup> 65563 <sup>V</sup>			61015 65179
Traxter 500 Automatic XT 4X4	05	Note <sup>AA</sup>			65179
Traxter 650 Automatic CVT 4X4	05	60004 <sup>K</sup> 65563 <sup>V</sup>			61015 65179
Traxter 650 Automatic CVT XT 4X4	05	Note <sup>AA</sup>			65179
Traxter MAX 4X4, MAX XT 4X4	03-04	60004 <sup>K</sup> 65563 <sup>V</sup>			65179
Traxter MAX 500 Automatic 4X4	05	60004 <sup>K</sup> 65563 <sup>V</sup>			65179
Traxter MAX 500 Automatic XT 4X4	05	Note <sup>AA</sup>			65179
Traxter MAX 650 Automatic CVT 4X4	05	60004 <sup>K</sup> 65563 <sup>V</sup>			65179
Traxter MAX 650 Automatic CVT XT 4X4	05	Note <sup>AA</sup>			65179
Traxter XL 4X4	01-04	60004 <sup>K</sup> 65563 <sup>V</sup>			65179
Traxter XL 500 4X4	05	60004 <sup>K</sup> 65563 <sup>V</sup>			65179
Traxter XT 4X4	00-04	60004 <sup>K</sup> 65563 <sup>V</sup>			65179

## HONDA

APPLICATION	YEAR	WINCH MOUNTING KIT	MULTI-MOUNT MOUNTING KIT <sup>AE</sup>	PLOW MOUNTING KIT	424 SELECT
300 (TRX300TW) 2X4	93-00	28724 <sup>K</sup>			
300 (TRX300FW) 4X4	88-89				64626
300 (TRX300FW) 4X4	90-92	28878			64626
300 (TRX300FW) 4X4	93-00	28724 <sup>K</sup>		37850	62624
Foreman (TRX400FW) 4X4	95-97	60174	61016	37851	62623
Foreman (TRX400FW) 4X4	98-02	60174	61016	37851	63744 <sup>P</sup>
Foreman (TRX400FW) 4X4	03	60174	61016	37851	66057
Foreman S (TRX450S) 4X4	98-01	60174	61016 <sup>H</sup>	37852	63560
Foreman S (TRX450FM) 4X4	02	60174	61016 <sup>H</sup>	37852	63560
Foreman S (TRX450FM) 4X4	03-04	60174	61016 <sup>H</sup>	37852	
Foreman ES (TRX450ES) 4X4	98-01	60174	61016 <sup>H</sup>	37852	63560
Foreman ES (TRX450FE) 4X4	02-04	60174	61016 <sup>H</sup>	37852	
Foreman (TRX500TM) 2X4, (TRX500FM) 4X4	05-06	70830	70823		70583
Foreman (TRX500TM) 2X4, (TRX500FM) 4X4	07-08	74180			70583
Foreman ES (TRX500FE) 4X4	05-06	70830	70823		70583
Foreman ES (TRX500FE) 4X4, (TRX500FPE) 4x4	07-08	74180			70583
Rancher (TRX350TM) 2X4	00-03	68852	60902 <sup>ZH</sup>		
Rancher (TRX350TM) 2X4	04-06	68852	69058		

# PRODUCT APPLICATIONS: Winch and Plow Mounting Kits, 424 select (Continued)

**FOOTNOTES:**

- H Not compatible with WARN bumper
- M May not fit 3.0 series or RT/XT 25 & 30 series winches Mount modification may be required
- S Combination Winch Mount and Bumper
- T Factory mount fits 2.5 & RT/XT 25 & 30 series winches only
- U Fits 1.5 & RT/XT 15 series winches only
- V Incl. Front Class II Receiver Maximum 4,000 lb winch capacity
- X Incl. Front Class I Receiver only. Maximum 3,000 lb winch capacity
- Z 2,500 lb capacity mount
- AD Includes rear 2" receiver only Maximum 4,000 lbs winch capacity
- AE Not recommended for lifting plow blades
- AI Must be revision A2 for "I" series model
- AJ Fits 4.0ci and RT/XT 40 series winches only
- AK Does not fit trans 4x4 diesel

## HONDA (Continued)

APPLICATION	YEAR	WINCH MOUNTING KIT	MULTI-MOUNT MOUNTING KIT <sup>AE</sup>	PLOW MOUNTING KIT	424 SELECT
Rancher (TRX350FM) 4X4	00-03	68852	60902 <sup>ZH</sup>	63290	63559
Rancher (TRX350FM) 4X4	04-06	68852	69058	63290	63559
Rancher ES (TRX350TE) 2X4	00-03	68852	60902 <sup>ZH</sup>		
Rancher ES (TRX350TE) 2X4	04-06	68852	69058		
Rancher ES (TRX350FE) 4X4	00-03	68852	60902 <sup>ZH</sup>	63290	63559
Rancher ES (TRX350FE) 4X4	04-06	68852	69058	63290	63559
Rancher AT (TRX400FA) 4X4, (TRX400FG) 4x4	04-07	68852	69058	63290	
Rancher (TRX420TM) 2X4, (TRX420FM) 4X4	07-08	75660 <sup>AW</sup>	69058	75785	
Rancher ES (TRX420TE) 2X4, (TRX420FE) 4X4	07-08	75660 <sup>AW</sup>	69058	75785	
Recon (TRX250TM) 2X4	97-04	37209			
Recon (TRX250TM) 2x4	05-08	71876 <sup>U</sup>			
Recon ES (TRX250TE) 2X4	03-04	37209			
Recon ES (TRX250TE) 2X4	05-08	71876 <sup>U</sup>			
Rincon (TRX650FA) 4X4	03-05	65160	65590 <sup>H</sup>	65070	
Rincon (TRX680FA) 4X4	06-08	65160	65590 <sup>H</sup>	65070	
Rubicon (TRX500FA) 4X4	00-04	65160	61019 <sup>H</sup>	61611	62616
Rubicon (TRX500FA) 4X4, (TRX500FG) 4x4	05-06	70830	70823 <sup>H</sup>	70583	
Rubicon (TRX500FA) 4X4, (TRX500FG) 4x4	07-08	74180	75880 <sup>H</sup>	70583	
Sportrax 250EX (TRX250EX) 2X4	00-08	69063 <sup>U</sup>			
Sportrax 300EX (TRX300EX) 2X4	98-08	70045 <sup>U</sup>			
Sportrax 400EX (TRX400EX) 2X4	99-08	72570 <sup>U</sup>			
Sportrax 450R (TRX450R) 2x4 electric start	06-08	72570 <sup>U</sup>			

## KAWASAKI

APPLICATION	YEAR	WINCH MOUNTING KIT	MULTI-MOUNT MOUNTING KIT <sup>AE</sup>	PLOW MOUNTING KIT	424 SELECT
Bayou 220 2X4	89-02	61640 <sup>M</sup>			
Bayou 250 2X4	03-08	69892 <sup>U</sup>			
Bayou 300 4X4	89-02	28880 <sup>M</sup>		37847	
Bayou 400 4X4	93-99			37848	
Brute Force 650 4X4	05-06	70825	71085	62686	
Brute Force 650 4X4i	06-07	70825 <sup>M</sup>		70558	
Brute Force 650 4X4i	08			70558	
Brute Force 750 4X4	05-06	70207	70429	70558	
Brute Force 750 4X4i	06-08	70207		70558	
KFX 400 2X4	04-06	69077 <sup>U</sup>			
KFX 700 2x4	04-08	69524 <sup>U</sup>			
Mule 600 2x4	05-06	71642			
Mule 610 4x4	05-06	71642			
Mule 2500 4X4	00-02	60974			
Mule 3000 2X4	02-08	74186 <sup>ALAK</sup>	70921 <sup>VAK</sup>	71983	
			70924 <sup>AD</sup>		
Mule 3010 4X4	02-08	74186 <sup>ALAK</sup>	70921 <sup>VAK</sup>	71983	
			70924 <sup>AD</sup>		
Prairie 300 2X4	99-02	39308	61372 <sup>Z</sup>	37838	
Prairie 300 4X4	99-02	39308	61372 <sup>Z</sup>	37838	64628
Prairie 360 2X4, 4X4	02-08	63801		62686	
Prairie 400 2X4	97-02		61020 <sup>Z</sup>	37838	
Prairie 400 4X4	97-98		61020 <sup>Z</sup>	37838	
Prairie 400 4X4	99-02	39555	61020 <sup>Z</sup>	37838	
Prairie 650 Twin 4X4	01-03		68081	62686	
Prairie 700 4X4	04-06		68081	62686	
Teryx 750 4X4	08	78477 <sup>S</sup>			

## KUBOTA

APPLICATION	YEAR	WINCH MOUNTING KIT	MULTI-MOUNT MOUNTING KIT <sup>AE</sup>	PLOW MOUNTING KIT	424 SELECT
RTV 900 4X4	05-08	70555		TBA	
RTV 900 4X4	05		70816 <sup>X</sup>	TBA	
RTV 1100 4X4	06-08	TBA		TBA	

# PRODUCT APPLICATIONS: Winch and Plow Mounting Kits, 424 select (Continued)

## KYMCO

APPLICATION	YEAR	WINCH MOUNTING KIT	MULTI-MOUNT MOUNTING KIT <sup>AE</sup>	PLOW MOUNTING KIT	424 SELECT
MXU 250, 300, 350 4x4	05-06	72008 <sup>U</sup>			
MXU 500 4x4	07-08	Note <sup>T</sup>		TBA	

## POLARIS

APPLICATION	YEAR	WINCH MOUNTING KIT	MULTI-MOUNT MOUNTING KIT <sup>AE</sup>	PLOW MOUNTING KIT	424 SELECT
ATP 330 4X4	04-05	34901		64580	
ATP 500 H.O. 4X4	04-05	34901		64580	
Big Boss 400L 6X6	93-99	35309 <sup>K</sup>		37844	
Diesel 4X4	98-02	34901	60901 <sup>ZH</sup>		
Magnum 325 2X4	00-02	39457 <sup>K</sup>			
Magnum 325 4X4	00-01	34901	60901 <sup>ZH</sup>	39609	
Magnum 325 4X4	02	34901	60901 <sup>ZH</sup>	64580	
Magnum 330 2X4	03-05	39457 <sup>K</sup>			
Magnum 330 4X4	03-06	34901	60901 <sup>ZH</sup>	64580	
Magnum 425 4X4, 6X6	93-98	35309 <sup>K</sup>		37845	
Magnum 425 2X4	93-98	35309 <sup>K</sup>			
Magnum 500 4X4	99-01	34901	60901 <sup>ZH</sup>	39609	
Magnum 500 4X4	02	34901	60901 <sup>ZH</sup>	64580	
Magnum 500 RMK 2X4	02	34901	60901 <sup>ZH</sup>		
Phoenix 200 2X4	05-06	72129 <sup>U</sup>			
Predator 500 2X4	04-07	69076 <sup>U</sup>			
PTV 4X4	02-03	34901	60901 <sup>ZH</sup>		
PTV 6X6	02-03	34901			
Ranger 2X4, 4X4	02-04			71330	
Ranger 2X4, 4X4, XP	05-08			71330	
Ranger 6X6 & EFI	02-08			71330	
Scrambler 400 2X4, 4X4	99-03	60891 <sup>K,AB</sup>			
Scrambler 500 4X4	99-08	60891 <sup>K,AB</sup>			
Sportsman 335 4X4	98-00	34901		37843 <sup>AL</sup>	
Sportsman 400 4X4	94-95	35309 <sup>K</sup>			
Sportsman 400 4X4	96-97	35309 <sup>K</sup>		37845	
Sportsman 400 4X4	01-03	34901	60901 <sup>ZH</sup>	37843 <sup>AL</sup>	
Sportsman 400 4X4	04-04 1/2	68573 <sup>S</sup>	67826	37843 <sup>AL</sup>	
Sportsman 400 4X4	04-1/2-06		70615	37843 <sup>AL</sup>	
Sportsman 500 4X4, 500 H.O. 4x4	96-03	34901	60901 <sup>ZH</sup>	37843 <sup>AL</sup>	
Sportsman 500 H.O. 4X4	04-04 1/2	68573 <sup>S</sup>	67826	37843 <sup>AL</sup>	
Sportsman 500 H.O. 4X4	04-1/2-08		70615	37843 <sup>AL</sup>	
Sportsman 500 H.O. DUSE 4X4, RSE 4X4	01-02			37843 <sup>AL</sup>	
Sportsman 500 Remington 4X4	00			37843 <sup>AL</sup>	
Sportsman 500 X2 EFI 4X4	06-08		70615	37843 <sup>AL</sup>	
Sportsman 600 Twin 4X4	03	63799	63800 <sup>H</sup>	63936	
Sportsman 600, 700 Twin 4X4	04-04 1/2	68573 <sup>S</sup>	67826	63936	
Sportsman 600 Twin 4X4	04-1/2-05		70615	63936	
Sportsman 700 Twin 4X4	02-03	63799	63800 <sup>H</sup>	63936	
Sportsman 700 Twin 4X4	04-1/2-07		70615	63936	
Sportsman 800 Twin EFI 4X4	05-08		70622	63936	
Sportsman 6X6	99-08	34901			
Sportsman MV 4X4, MV7 4X4	05-06	Note <sup>AE</sup>			
Trail Blazer 250 2x4	05-06	70710 <sup>U</sup>			
Trail Boss 325 2X4	00-01	60426 <sup>K</sup>			
Trail Boss 330 2X4	03-08	69474 <sup>U,AB</sup>			
Xpedition 325 4X4	01-02	34901	60901 <sup>ZH</sup>		
Xpedition 425 4X4	00-03	34901	60901 <sup>ZH</sup>	39609	
Xplorer 250 4X4	00-02	60426 <sup>K</sup>			
Xplorer 300, 400 4X4	96	34901	60901 <sup>ZH</sup>		
Xplorer 300, 400 4X4	97-98	34901	60901 <sup>ZH</sup>	37846	
Xplorer 300 4X4	99	34901	60901 <sup>ZH</sup>	39608	
Xplorer 400 2X4	00-02	34901	60901 <sup>ZH</sup>		
Xplorer 400 4X4	99-02	34901	60901 <sup>ZH</sup>	39608	
Xpress 400 / Xplorer 500 4X4	97	34901	60901 <sup>ZH</sup>		

FOOTNOTES:

- H Not compatible with WARN bumper
- K Not compatible with 3.0 series or RT/XT 25 & 30 series winches
- S Combination Winch Mount and Bumper
- T Factory mount fits 2.5 & RT/XT 25 & 30 series winches only
- U Fits 1.5 & RT/XT 15 series winches only
- Z 2,500 lb capacity mount
- AA Factory installed winch
- AB Rear Mount
- AE Not recommended for lifting plow blades

# PRODUCT APPLICATIONS: Winch and Plow Mounting Kits, 424 select (Continued)

**FOOTNOTES:**

- H** Not compatible with WARN bumper
- K** Not compatible with 3.0 series or RT/XT 25 & 30 series winches
- M** May not fit 3.0 series or RT/XT 25 & 30 series winches Mount modification may be required
- S** Combination Winch Mount and Bumper
- T** Factory mount fits 2.5 & RT/XT 25 & 30 series winches only
- U** Fits 1.5 & RT/XT 15 series winches only
- AE** Not recommended for lifting plow blades
- AG** Requires use of 2.5 & RT/XT 25 series or 3.0 & RT/XT 30 series winches to raise and lower plow blade

## SUZUKI

APPLICATION	YEAR	WINCH MOUNTING KIT	MULTI-MOUNT MOUNTING KIT <sup>AE</sup>	PLOW MOUNTING KIT	424 SELECT
Eiger 400 (LT-A400) 2X4, (LT-F400) 2X4	02-04	63796	63802 <sup>H</sup>	63840	
Eiger 400 (LT-A400) 2X4	05				
Eiger 400 (LT-F400F) 4X4	02-07	63796	63802 <sup>H</sup>	63840	
Eiger 400 (LT-A400F) 4X4	02-06	63796	63802 <sup>H</sup>	63840	
King Quad 300 (LT-F300F) 4X4	93-98	30476 <sup>M</sup>		37842 <sup>L</sup>	
King Quad 300 (LT-F300F) 4X4	99-01	39425 <sup>M</sup>		37842 <sup>L</sup>	
King Quad 300 (LT-F300F) 4X4	02-03	61472 <sup>M</sup>		37842 <sup>L</sup>	
King Quad 400	08	TBA		TBA	
King Quad 450	07-08	70326	70332	70737	
King Quad 700 4X4	05-07	70326	70332	70737	
King Quad 750 4X4	08	70326	70332	70737	
Ozark 250 (LT-F250) 2X4	04-08	69061 <sup>U</sup>			
Quad Master 500 (LT-A500F) 4X4	99	37812			
Quad Master 500 (LT-A500F) 4X4	00-01	37812		37802	
Quad Runner 250 (LT-F250) 2X4, 4X4	92-98	30476 <sup>M</sup>			
Quad Runner 250 (LT-F250) 2X4	99-02	39458 <sup>M</sup>			
Quad Runner 250 (LT-F250F) 4X4	99-01	39458 <sup>M</sup>			
Quad Runner 250 (LT-F250F) 4X4	02-03	61472 <sup>M</sup>			
Quad Runner 500 (LT-F500F) 4X4	98-02	37812		37802	
Quad Runner 500 (LT-F500F) 4X4	03	37812		37802	
Quad Sport Z250 2X4	05-08	70739 <sup>U</sup>			
Quad Sport Z400 2X4	04-08	69077 <sup>U</sup>			
QUV 4x4	05	Note <sup>T</sup>		71983	
Twin Peaks 700 4X4	04-05	68994 <sup>K</sup>	68081	62686	
Vinson 500 (LT-A500F) 4X4	02-07	63811	63804 <sup>H</sup>	65400	
Vinson 500 (LT-F500F) 4X4	03-05	63811	63804 <sup>H</sup>	65400	

## YAMAHA

APPLICATION	YEAR	WINCH MOUNTING KIT	MULTI-MOUNT MOUNTING KIT <sup>AE</sup>	PLOW MOUNTING KIT	424 SELECT
Beartracker 2X4	98-04	39439			
Big Bear 350 2X4, 4X4	87-96	28876 <sup>M</sup>			
Big Bear 350 2X4	97-98	28876 <sup>M</sup>		37839	
Big Bear 350 2X4	99	35274 <sup>M</sup>		37839	
Big Bear 350 4X4	97-99	35274 <sup>M</sup>		37839	66055
Big Bear 400 2x4	00-05	60272	61025 <sup>Z</sup>	60124	
Big Bear 400 4X4	00-03	60272	61025 <sup>Z</sup>	60124	66055
Big Bear 400 4X4	04-06	60272	61025 <sup>Z</sup>	60124	
Big Bear Professional 4X4	00-01	60170		37840 <sup>Y</sup>	
Big Bear SE 350 4X4	96-99	32659 <sup>M</sup>		37840 <sup>Y</sup>	
Bruin/Grizzly 350 Automatic 2X4, 4X4	04-07	68366	65699	64670	
Grizzly 600 4X4	98	36693		37841	
Grizzly 600 4X4	99-01	36693		39553	
Grizzly 660 Automatic 4X4	02-08	65098	63172	64669	
Grizzly 700 FI 4X4	07-08	74496	77069	73996	
Kodiak/Grizzly 350 IRS 4X4	07	76192 <sup>MW</sup>			
Kodiak 400 Automatic 4X4	93-95	29203 <sup>M</sup>			
Kodiak 400 Automatic 4X4	96-98	32659 <sup>M</sup>		37840 <sup>Y</sup>	
Kodiak 400 Automatic 4X4	99	39103 <sup>M</sup>		37839	
Kodiak 400 Automatic 4X4	00-02	60170		60013	
Kodiak 400 Automatic 2X4, 4X4	03-04	63945	65699	64670	
Kodiak/Grizzly 400, 450 Automatic 4X4	05-08	76192 <sup>MW</sup>		64670	
Kodiak 450 Automatic 4X4	03-04	63945	65699	64670	
Raptor 350 2X4	05-07	70373 <sup>U</sup>			
Raptor 660R 2X4	03-05	69062 <sup>U</sup>			
Raptor 700R 2X4	06-08	71974 <sup>U</sup>			
Rhino 450 4X4	06-08			70985 <sup>AG</sup>	
Rhino 660 4x4	03-08			70985 <sup>AG</sup>	
Rhino 450, 660 4x4	06-07	77084 <sup>S</sup>		70985 <sup>AG</sup>	
Warrior (YFM350X) 2X4	94-04	69064 <sup>U</sup>			
Wolverine 4X4	95-99	38581 <sup>K</sup> 70213 <sup>U</sup>		38526	66055
Wolverine 4X4	00-05	38581 <sup>K</sup> 70213 <sup>U</sup>		38526	66056
Wolverine 450 4x4	06-08	72492 <sup>U</sup>		72364	
YZ450 2x4	05-08	70738 <sup>U</sup>			



## PRODUCT APPLICATIONS: Body Armor, Bumpers

### ARCTIC CAT

APPLICATION	YEAR	CHASSIS	SIDE CHASSIS	FRONT A-ARM	REAR A-ARM	ROCK SLIDERS	BUMPER
Prowler	06-08	74469	74437	74544	74644	76600	74964 <sup>S</sup>
250 2X4	99-01						62333 <sup>J</sup>
250 4X4	01						62333 <sup>J</sup>
300/400 2X4, 4X4 & 500 4X4	98-01						62333 <sup>J</sup>
375 Automatic 2X4, 4X4	02						63307 <sup>J</sup>
400 2X4, Automatic 4X4	03-07						63307 <sup>J</sup>
400 4X4	02-07						63307 <sup>J</sup>
400 4x4, Automatic 4x4	08						TBA
400 Automatic 2X4, Automatic ACT 4X4	03-04						63307 <sup>J</sup>
400, 500 Automatic MRP 4X4	03						63307 <sup>J</sup>
400 Automatic TBX 4X4	04						63307 <sup>J</sup>
400 VP 4X4, Automatic VP 4X4	05-07						63307 <sup>J</sup>
400i 2X4, 4X4	02						63307 <sup>J</sup>
500 4X4, Automatic 4X4, Automatic TBX 4X4	02-04						63307 <sup>J</sup>
500 Automatic 4X4	00-01						62333 <sup>J</sup>
500 Automatic TRV 4X4	04-07						63307 <sup>J</sup>
500i 4X4	02						63307 <sup>J</sup>
500 4x4, Automatic 4X4, Automatic TRV Plus 4X4	08						TBA
650 H1, H1 TRV Plus	08						TBA
700 EFI, H1 EFI SE, EFI TRV PLUS LE, Diesel	08						TBA
Bear Cat 454 4X4	96-98						62333 <sup>J</sup>

**FOOTNOTES:**

- J Not compatible with WARN Multi-Mount kit
- Q Does not accommodate WARN Trail Lights. Lights may be mounted to front rack
- S Combination Winch Mount and Bumper

### BOMBARDIER

APPLICATION	YEAR	CHASSIS	SIDE CHASSIS	FRONT A-ARM	REAR A-ARM	ROCK SLIDERS	BUMPER
Outlander 400, 500, 650, 800	08	TBA		TBA	TBA		
Renegade 500, 800	08	TBA		TBA	TBA		

### HONDA

APPLICATION	YEAR	CHASSIS	SIDE CHASSIS	FRONT A-ARM	REAR A-ARM	ROCK SLIDERS	BUMPER
Foreman S (TRX450S) 4X4, ES (TRX450ES) 4X4	98-01						62327 <sup>J</sup>
Foreman S (TRX450FM) 4X4, ES (TRX450FE) 4X4	02-04						62327 <sup>J</sup>
Foreman (TRX500TM) 2X4, (TRX500FM) 4X4	05-08	76020		75881	N/A		71175 <sup>J</sup>
Foreman ES (TRX500FE) 4X4, (TRX500FPE) 4X4	05-08	76020		75881	N/A		71175 <sup>J</sup>
Rancher (TRX350TM) 2X4, (TRX350FM) 4X4	04-06						68766 <sup>Q</sup>
Rancher (TRX350FM) 4X4, ES (TRX350FE) 4X4	00-03						62329 <sup>J</sup>
Rancher ES (TRX350TE) 2X4, ES (TRX350FE) 4X4	04-06						68766 <sup>Q</sup>
Rancher AT (TRX400FA) 4X4, (TRX400FG) 4x4	04-07						68766 <sup>Q</sup>
Rincon (TRX650FA) 4X4	03-05	76040		75881	76265		65583 <sup>Q</sup>
Rincon (TRX680FA) 4X4	06-08	76040		75881	76265		65583 <sup>Q</sup>
Rubicon (TRX500FA) 4X4	00-04						62331 <sup>J</sup>
Rubicon (TRX500FA) 4X4, (TRX500FG) 4x4	05-07	76020		75881	N/A		71175 <sup>J</sup>

### KAWASAKI

APPLICATION	YEAR	CHASSIS	SIDE CHASSIS	FRONT A-ARM	REAR A-ARM	ROCK SLIDERS	BUMPER
Brute Force 650 4X4	05						72539 <sup>J</sup>
Brute Force 650 4x4	06-08	76270		76290	N/A		TBA
Brute Force 650 4x4i	06-08	76285		76298	76305		TBA
Brute Force 750 4X4	05-06	76285		76298	N/A		70815
Brute Force 750 4X4i	06-mid 07	76285		76298	76305		70815
Brute Force 750 4X4i	mid 07-08	76285		76298	76305		TBA
Prairie 650 Twin 4X4	01-03						63098
Prairie 700 4X4	04-06						68993
Teryx 750 4X4	08	78415	78442	78446	78468		78477 <sup>S</sup>

### POLARIS

## PRODUCT APPLICATIONS: Body Armor, Bumpers (Continued)

APPLICATION	YEAR	CHASSIS	SIDE CHASSIS	FRONT A-ARM	REAR A-ARM	ROCK SLIDERS	BUMPER
ATP 330 4X4, 500 H.O. 4X4	04-05						62323 <sup>C,J</sup>
Magnum 325 4X4	00-02						62323 <sup>C,J</sup>
Magnum 330 4X4	03-06						62323 <sup>C,J</sup>
Magnum 500 4X4	99-02						62323 <sup>C,J</sup>
Ranger 2X4, 4X4, XP	08	78185	78282	78278	78280		TBA
Ranger RZR 4X4	07-08	78164	78342	78346	78348	TBA	78207
Sportsman 335 4X4	98-00						62323 <sup>C,J</sup>
Sportsman 400 4X4, 500 H.O. 4X4	04 - 04 1/2					68573 <sup>S</sup>	
Sportsman 500 4X4	96-03						62323 <sup>C,J</sup>
Sportsman 500 EFI 4X4, 500 EFI H.O. 4x4	05-08	N/A	N/A	77473	77251	N/A	
Sportsman 600 Twin 4X4	03						65984 <sup>C,O,J</sup>
Sportsman 600, 700 Twin 4X4	04 - 04 1/2						68573 <sup>S</sup>
Sportsman 700 Twin 4X4	02-03						65984 <sup>C,O,J</sup>
Sportsman 700 EFI	05-07	N/A	N/A	77473	77251	N/A	
Sportsman 800 EFI	05-08	N/A	N/A	77473	77251	N/A	
Xpedition 325 4X4	01-02						62323 <sup>C,J</sup>
Xpedition 425 4X4	00-03						62323 <sup>C,J</sup>
Xplorer 300 4X4	97-99						62323 <sup>C,J</sup>
Xplorer 400 4X4	96-02						62323 <sup>C,J</sup>

### FOOTNOTES:

- C Requires a WARN winch mount to install bumper
- J Not compatible with WARN Multi-Mount kit
- Q Does not accommodate WARN Trail Lights. Lights may be mounted to front rack
- S Combination Winch Mount and Bumper
- AM Not compatible with WARN Plow Mount

## SUZUKI

APPLICATION	YEAR	CHASSIS	SIDE CHASSIS	FRONT A-ARM	REAR A-ARM	ROCK SLIDERS	BUMPER
Eiger 400 (LT-A400) 2X4, (LT-F400) 2X4	02-04						63501 <sup>I</sup>
Eiger 400 (LT-A400) 2X4	05						63501 <sup>I</sup>
Eiger 400 (LT-A400F) 4X4	02-07						63501 <sup>I</sup>
Eiger 400 (LT-F400F) 4X4	02-06						63501 <sup>I</sup>
King Quad 400	08						
King Quad 450	06-08						72229 <sup>O,J</sup>
King Quad 700 4X4	05-08						72229 <sup>O,J</sup>
King Quad 700 4X4	07	78374		78370	78366		
Quad Master 500 (LT-A500F) 4X4	00-01						62321 <sup>I</sup>
Quad Runner 500 (LT-F500F) 4X4	98-03						62321 <sup>I</sup>
Twin Peaks 700 4X4	04-05						68993
Vinson 500 (LT-A500F) 4X4	02-07						65903 <sup>I</sup>
Vinson 500 (LT-F500F) 4X4	03-05						65903 <sup>I</sup>

## YAMAHA

APPLICATION	YEAR	CHASSIS	SIDE CHASSIS	FRONT A-ARM	REAR A-ARM	ROCK SLIDERS	BUMPER
Rhino 450, 660	06-07	75266	75267	75264	75265		77084 <sup>S</sup>
Rhino 450, 700	08	TBA	TBA	TBA	TBA		TBA
Big Bear 400 2x4	00-05						62315
Big Bear 400 4X4	00-06						62315
Grizzly 600 4X4	98-01						62319
Grizzly 660 Automatic 4X4	02-08			74874	74876		63148
Grizzly 700	07-08	74870A <sup>M</sup>		74874	74876		75221
Kodiak 400 Automatic 4X4	00-02						62317
Kodiak 400 Automatic 2X4, 4X4	03-04						65119
Kodiak 450 Automatic 4X4	03-04						65119
Kodiak/ Grizzly 400 & 450 Automatic 4X4	05-08						70319

**Ideatuli**   
elämys alkaa täältä

Seikkailumyymälä/Adventure Store  
Tornimäentie 10, FI-02970 ESPOO  
puh. +358 10 423 8220  
Avoinna/Opening hours  
ma-pe/mon-fri 12.00-20.00  
la-su/sat-sun 11.00-20.00  
info@ideatuli.fi • www.ideatuli.fi

### WARN WINCH UPGRADE KIT

Converts the WARN A2000 to the WARN 2.5ci ATV winch. Comes with the contactor, Express Install wiring and Mini-rocker switch control. **PN 63990**



### REMOTE CONTROL UPGRADE KIT

Everything you need to add the versatile hand-held remote control to your RT/XT 25 series or RT/XT 15 series, 2.5ci or 1.5ci winches. Comes with remote control, socket and wiring (pictured above). **PN 64259**

### REPLACEMENT REMOTE CONTROL

For WARN ATV winches (remote only—does not include socket). **PN 64849**

For the WARN SnoWinch **PN 70756**

For the Wireless **PN 74520**

### REPLACEMENT MINI-ROCKER CONTROL SWITCH

Handlebar mounted control. Replacement part for the WARN RT/XT 15, 25, 30 series, 3.0ci, 2.5ci or 1.5ci ATV winches, or the WARN Plow Actuator control. Includes switch and mounting hardware.

#### PN 64851

For RT/XT 25, 30 series, 3.0ci or 2.5ci winches

**PN 69206** For RT/XT 15 series or 1.5ci winches

**PN 69660** For Plow Actuator

**PN 74520** For Power-Pivot

### REPLACEMENT CONTACTOR

Weather resistant contactor handles high amps.

**PN 76429** For RT40 or 4.0ci winches

**PN 63070** For XT/RT 25, 30 series, A2500, 2.5ci or 3.0ci winches (pictured above)

**PN 69281** For RT/XT 15 series or 1.5ci winches

**PN 70755** For SnoWinch



### REPLACEMENT WIRE ROPE

Aircraft grade wire rope, galvanized to help resist corrosion. Includes swaged loop on one end.

**PN 60076** For RT 25, 30 series, 3.0ci, 2.5ci winches or A2500, A2000 winches with aluminum drum. 50', 3/16" diameter (15m, 5mm)

**PN 15236** For A2500 or A2000 winches with steel drum. 50', 3/16" diameter (15m, 5mm)

**PN 68851** For RT40, 4.0ci winches. 55', 7/32" diameter (16.8m, 5.5mm).

**PN 69336** For RT15, 1.5ci winches. 50', 5/32" diameter (15m, 4mm diam).

### REPLACEMENT SYNTHETIC ROPE

Includes synthetic rope with rock guard sleeve.

**PN 77212** For XT15, 40' length, 5/32" diameter

**PN 73599** For XT25 and XT30, 50' length, 3/16" diameter

**PN 78388** For XT40 50' length, 7/32" diameter

### SYNTHETIC ROPE CONVERSION KIT

For use with all WARN ATV winches with aluminum drums. Includes synthetic rope, rock guard sleeve and roller fairlead.

**PN 72495** RT15, 1.5ci winches- 40' of 5/32" diam.

**PN 72128** RT 25, 30 series and 2.5ci, 3.0ci winches- 50' of 3/16" diam.

**PN 77835** RT 40 winch 50' of 7/32" diam.



### ATV SYNTHETIC ROPE EXTENSION

ATV riders can now extend the reach of their WARN winch with the 50' WARN ATV Synthetic Rope Extension. The 1/4" diameter rope is lightweight, easy to handle, and won't rattle in a cargo box. Easily attaches to the winch cable for an additional 50' of distance. 4,000 lb. single line capacity. **PN 69069**



### SNOWINCH ROPE REPLACEMENT KIT

For use with WARN SnoWinch. Includes synthetic hawse fairlead. 40', 5/32" diam. (13m, 4mm diam.) **PN 70758**

### WINCHING GLOVES

Essential for safe handling of wire rope. Constructed of cotton and leather, with silk screened WARN logo.

**PN 14042**



### REPLACEMENT HOOK AND STRAP

WARN ATV hook with safety latch. Includes hook strap.

**PN 39557**



### ROLLER FAIRLEAD

Reduces excessive wear on your winch cable or wire rope and aids in angled pulls.

**PN 28929** Replacement for RT/XT 25, 30 series, A2500, 2.5ci or 3.0ci winches. Upgrade from hawse fairlead on RT/XT 15 series, A2000 or 1.5ci winches

**PN 29256** Replacement fairlead for RT40 or 4.0ci Utility Vehicle Winch.



### ROLLER FAIRLEAD FOR ATV PLOW

Designed for use with winches that raise and lower the ATV plow blade. Larger diameter lower roller reduces wear on wire rope. **PN 69373**

### HAWSE FAIRLEADS

Replacement part for the WARN RT/XT 15 series, A2000, 1.5ci or 2.5ci winches. Cast iron. **PN 28930**

Replacement part for the WARN SnoWinch 1.5 Built from synthetic material. **PN 70759**



# WINCH MOUNTING SYSTEMS

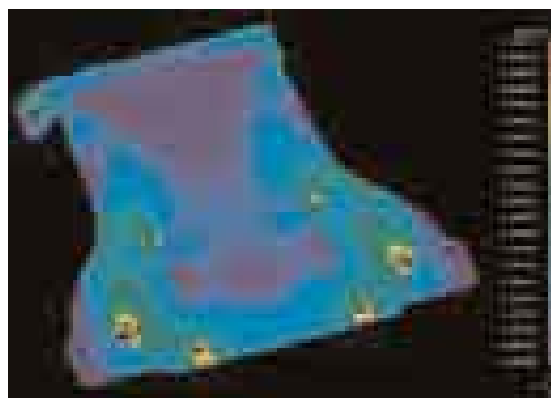
## ENGINEERED FOR OPTIMUM PERFORMANCE

WARN winches and WARN ATV mounting kits are engineered together as a system to provide maximum pulling power while withstanding the stresses encountered in winching operations.

WARN mounting systems bolt directly to the ATV's structure – no cutting or fabrication is required. During winching, the combination of a WARN winch and WARN mounting kit distributes the weight of the pulling load throughout the ATV's frame, providing extra stability and minimizing the possibility of damaging the ATV or affecting its ride and handling.

Together as a system, WARN winches and mounting kits are field tested to full winch capacity to provide the best performance standards in the industry and give you the results you expect.

All mounting hardware and instructions are included.



WARN engineers use computer-aided measuring and design tools to insure the WARN mounting kit fits the specific make and model of your ATV. The mounting kits are then laser cut to the exact dimensions of the ATV, shaped on a computer controlled press brake, and robotically welded for consistent results.



**SEIKKAILE MIYÖS  
VERKOSSA!  
WWW.IDEATULI.FI**

**WINCH MOUNTING KITS FOR UTILITY AND SPORT ATVS AND UTVS**

---

**BRP 800  
OUTLANDER**



**HONDA RANCHER**



**HONDA RUBICON**



**KAWASAKI BRUTE  
FORCE**



**KAWASAKI  
PRAIRIE**



**SUZUKI  
KING QUAD**



**SUZUKI OZARK**



**YAMAHA GRIZZLY**



**YAMAHA KODIAK**



**HONDA 450R**



**SUZUKI SPORT 400**



**YAMAHA RAPTOR**



---

**TO ORDER THE RIGHT KIT FOR YOUR ATV OR UTV:**

Part numbers are listed on the master application chart in the center of this catalog.

Warn Industries is constantly developing new applications. If you can't find your bike listed there, call WARN Customer Service for the latest applications. In North America call 1-800-543-9276. Customers outside of North America can call 1-503-722-3008. Or check our web site: [www.warn.com](http://www.warn.com)

# MULTI-MOUNT

## ULTIMATE FLEXIBILITY FOR MOUNTING YOUR WINCH

Winch from the front or the rear of your ATV or UTV, or from vehicle to vehicle. The WARN Multi-Mount winch carrier fits into the front or rear receiver. To move the winch, simply unplug the Quick Connect power leads, pull the hitch pin, and plug the winch into its new location.



Power is supplied through the Quick Connect plug

Mounts easily to the front or rear receiver hitch



Winch is mounted to a steel carrier plate, which can be mounted front or rear

The Multi-Mount winch for ATVs is designed to mount to front and rear 1-1/4" Class I receivers. These mounting receivers are engineered for specific ATV makes/models and tie into the ATV frame for increased strength and reliability. Part numbers are listed on the master application chart in the center of this catalog.




FRONT MOUNT



REAR MOUNT

**HOW TO ORDER – YOU’LL NEED FOUR ITEMS: 1.) WINCH 2.) WINCH CARRIER 3.) QUICK CONNECT WIRING KIT 4.) MOUNTING KIT**  
 See the chart below and choose the set of parts that are right for you.

### ATV MULTI-MOUNT



**ATV RT/XT 25 OR 30 WINCH MOUNTED TO A 1-1/4" RECEIVER:**

- 1 Choose a RT/XT25 or 30 winch.
- 2 Winch carrier designed to fit 1-1/4" receiver. **PN 70925**
- 3 50 amp Quick-Connect wiring kit for both front and back of vehicle. Includes: 20" winch lead, 48" front battery lead and 96" rear battery lead. **PN 70918**
- 4 1-1/4" receiver mounts are vehicle specific. Front and rear mounts are included in each kit. See app chart in center of catalog for part number.

### UTV MULTI-MOUNT



**UTV RT40/XT40 WINCH MOUNTED TO A 2" RECEIVER:**

- 1 RT40 winch.
- 2 Winch carrier designed to fit 2" receiver. **PN 70919**
- 3 175 amp Quick-Connect wiring kit for both front and back of vehicle. Includes: 20" winch lead, 48" front battery lead and 120" rear battery lead. **PN 70920**
- 4 2" receiver mounts are vehicle specific. Front and rear sold separately. See application chart in center of catalog for part number.

**UTV RT/XT 30 WINCH MOUNTED TO A 2" RECEIVER:**

- 1 Choose a RT/XT 30 or 25 winch.
- 2 Winch carrier designed to fit 2" receiver. **PN 70917**
- 3 50 amp Quick-Connect wiring kit for both front and back of vehicle. Includes: 20" winch lead, 48" front battery lead and 120" rear battery lead. **PN 70928**
- 4 2" receiver mounts are vehicle specific. Front and rear sold separately. See application chart in center of catalog for part number.

**UTV RT/XT 30 WINCH MOUNTED TO A 1-1/4" RECEIVER:**

- 1 Choose a RT/XT 30 or 25 winch.
- 2 Winch carrier designed to fit 1-1/4" receiver. **PN 70925**
- 3 50 amp Quick-Connect wiring kit for both front and back of vehicle. Includes: 20" winch lead, 48" front battery lead and 120" rear battery lead. **PN 70928**
- 4 1-1/4" receiver mounts are vehicle specific. Front and rear mounts are included in each kit. See app chart in center of catalog for part number.

### MULTI-MOUNT ACCESSORIES AND REPLACEMENT PARTS

#### POWER LEADS WITH QUICK CONNECT PLUG

50 amp—for use with RT/XT 25 and 30 winches:

- PN 70939** (20" winch lead)
- PN 72886** (48" battery lead)
- PN 72888** (96" battery lead)
- PN 70927** (120" battery lead)
- PN 22681** (Quick Connect plugs only)

175 amp—for use with RT40 winch:

- PN 36080** (28" winch lead)
- PN 70926** (48" battery lead)
- PN 26405** (90" battery lead)
- PN 70717** (120" battery lead)
- PN 22680** (Quick Connect plugs only)

#### WIRING KIT (FOR RT/XT 25 AND 30 MULTI-MOUNT).

Designed for the Multi-Mount owner who wants to wire a second bike. Kit includes front and rear power leads with 50 amp Quick Connect plugs, remote control plug with wiring harness, electrical contactor and Express Install™ installation wires. **PN 64874**

#### STEEL RECEIVER SHACKLE BRACKET

Utilizes a 1-1/4" Class I receiver as a recovery or pulling point

**PN 62041** (Includes bracket, hitch pin and shackle).

**PN 28884** (Shackle only) For 2" receivers use PN 29312



**HITCH COVER**  
 For 2" receiver (black rubber)  
**PN 37509**

#### DUST CAPS FOR QUICK CONNECT PLUGS

**PN 60917** for 50 amp plug  
**PN 69847** for 175 amp plugs

\* Warn Industries recommends the RT/XT 40 winch as the best choice for UTV applications.



## WARN BUMPERS

### EXTRA PROTECTION FROM TRAIL HAZARDS

WARN bumpers are designed for double duty: protect your ATV or UTV and enhance its appearance. Made of laser-cut steel and powder-coated to resist corrosion, our bumpers provide extra defense against trail hazards and are contoured to give your rig a bold, customized look. Special cutouts on many ATV models can house WARN Trail Lights. They're also fully-compatible with WARN winches, winch mounting systems and plow systems.



YAMAHA RHINO



ARCTIC CAT PROWLER

**THE WARN UTV BUMPER** provides the ultimate in versatility and durability. The integrated winch mount allows you to install a WARN winch; pre-drilled holes let you mount WARN Trail Lights; and the bumper folds down allowing the hood to open. The robust construction and a powder-coated wrinkle finish ensure this bumper is built to last.





**HONDA RANCHER**



**HONDA RINCON**



**HONDA RUBICON**



**KAWASAKI BRUTE FORCE**



**KAWASAKI PRAIRIE 700**



**POLARIS SPORTSMAN\***



**SUZUKI KING QUAD**



**SUZUKI QUAD RUNNER**



**SUZUKI VINSON**



**YAMAHA GRIZZLY**



**YAMAHA KODIAK**

\* Combo bumper winch mount

**TO ORDER THE RIGHT KIT FOR YOUR ATV OR UTV:** Part numbers are listed on the master application chart in the center of this catalog.

Warn Industries is constantly developing new applications. If you can't find your bike listed there, call WARN Customer Service for the latest applications. In North America call 1-800-543-9276. Customers outside of North America can call 1-503-722-3008. Or check our web site: [www.warn.com](http://www.warn.com)




# WARN BODY ARMOR

## PUSH THE LIMITS WITH THE ULTIMATE IN PROTECTION AND STYLE.

Warn Industries' line of Body Armor lets you push the limits by giving your ATV and UTV the ultimate in protection and style. The WARN A-Arm Guards and Skid Plates are made from aircraft-grade aluminum for outstanding durability and great looks. The Armor features reinforcing beads for the ultimate in strength, recessed hardware to keep nuts and bolts safe and secure, and holes for drainage and servicing access. Additionally, our super-strong UTV Rock Sliders will protect your vehicle's sides from large objects like rocks and stumps. WARN Body Armor lets you take your mind off damaging your vehicle, and lets you focus on riding. When you want the best in powersports vehicle protection and style, install WARN Body Armor.

MANUFACTURED FROM AIRCRAFT-GRADE ALUMINUM WITH RECESSED HARDWARE FOR GREAT LOOKS AND OUTSTANDING DURABILITY

A-ARM GUARDS AND SKID PLATES ADD PROTECTION WHERE YOUR ATV NEEDS IT THE MOST



REINFORCING BEADS ALONG CRITICAL AREAS ADD EXTRA STRENGTH



**WARN UTV ROCK SLIDERS**

- Protects the sides of your UTV against large objects such as rocks or stumps
- Quick and easy bolt-on installation
- Made from thick .120 wall steel tubing for outstanding protection
- Powder-coated wrinkle finish is durable and looks great

**BODY ARMOR COMPONENTS**

- ① A-Arm Kit, Front
  - ② A-Arm Kit, Rear
  - ③ Side Chassis Kit
  - ④ Chassis Kit
- Yamaha Grizzly and Arctic Cat Prowler pictured here. Actual dimensions, beads, and holes will vary for specific vehicles.

**TO ORDER THE RIGHT KIT FOR YOUR ATV OR UTV:**

Part numbers are listed on the master application chart in the center of this catalog. Warn Industries is constantly developing new applications. If you can't find your bike listed there, call WARN Customer Service for the latest applications. In North America call 1-800-543-9276. Customers outside of North America can call 1-503-722-3008. Or check our web site: [www.warn.com](http://www.warn.com)

WRAPS TO HELP PROTECT SIDES OF VEHICLE



ALL WARN BODY ARMOR IS COMPATIBLE WITH THE WARN PLOW SYSTEM

DRAINAGE AND SERVICE HOLES LET MUD AND WATER LEAVE THE VEHICLE AND STILL ALLOW YOU TO MAINTAIN YOUR ATV OR UTV.

# ATV PLOW SYSTEMS



info@ideatuli.fi

## DESIGNED TO WORK SEASON AFTER SEASON.

When your job calls for a reliable, versatile plow system, look no further than Warn Industries. Engineered as a system for durability and maximum performance, WARN plows feature integrated design elements that make your work easier. Our plows feature high-strength steel blades with reinforced ribs for outstanding durability. You can rotate the plow blade up to 25° using either a manual pivot with a five angle position adjustment, or our powerful electric Power-Pivot that moves the blade at the push of a button without leaving your vehicle's seat.

### HIGHEST STRENGTH AND DURABILITY.

The highly engineered WARN plow blades are made from heavy-gauge steel backed up by extra-heavy ribbing for added rigidity, making these plows the toughest on the market. Built to last!

### MAXIMUM CONTROL

With the powerful new Power-Pivot, you can rotate your plow blade up to 25° in either direction – at the push of a button – even while on the move.

### LONGEST LIFE. BEST PERFORMANCE.

WARN plows rotate on an oversized bushing plate, so shock loads are widely distributed. This results in a long-lasting pivoting assembly that rotates the plow blade smoothly and reliably. New for 2008 is a revised handle for easier use, and improved fasteners for increased durability.

### EASY ON. EASY OFF.

The plow blade and tube assembly can be removed or switched to another ATV in seconds with the WARN quick-release design. No tools required.

### FORWARD PIVOT

Blade pivots forward when striking an unmoveable object, helping to protect the plow assembly from damage. And with a lift of up to 11-1/2", the WARN plow can clear the tallest curbs.

# HOW TO ORDER YOUR WARN ATV PLOW SYSTEM

Select the part numbers for: 1) Plow blade. 2) Plow base assembly. 3) Mounting plate assembly. 4) Plow blade-raising mechanism.

## 1.) CHOOSE YOUR PLOW BLADE



### WARN CYCLONE ANGLED PLOW BLADE

- Tapered design and aggressively curved profile steer snow or dirt up and away from the surface you're clearing.
- Made from heavy-duty 11-gauge steel backed up by extra-heavy ribbing.
- Durable powder coat yellow finish.
- Heavy-duty skid plates are made of 1/4" gauge steel with zinc finish.
- Comes with replaceable steel wear bar.
- Available in 54" or 60" widths.

**PN 68710** 54" Cyclone Blade

**PN 68200** 60" Cyclone Blade



### STANDARD PLOW BLADE

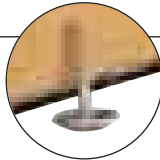
- Made from 14 gauge high-strength low alloy steel with 3/16" outer blade ribs to provide superior strength and rigidity.
- Blade height is 16-3/16".
- Durable black powder coat finish.
- Comes with replaceable steel wear bar.
- Now includes heavy-duty skid plates made of 1/4" gauge steel with zinc finish.
- Available in 48", 54" or 60" widths.

**PN 70948** 48" Standard Blade.

**PN 70954** 54" Standard Blade.

**PN 70960** 60" Standard Blade.

48" steel wear bar: **PN 39416**  
 54" steel wear bar: **PN 39415**  
 60" steel wear bar: **PN 62601**  
 Replacement J-Bolt Kit: **PN 36682**



#### REPLACEMENT PARTS FOR PLOW BLADES:

Premium quick adjust skids (for Cyclone and Standard Blade PN 70948, PN 70954 and PN 70960)  
**PN 69212**



Treaded shaft skids (for Standard Blade PN 37574, PN 38732 and PN 38121)  
**PN 38330**

## 2.) ORDER THE PLOW BASE

### PLOW BASE/TUBE ASSEMBLY

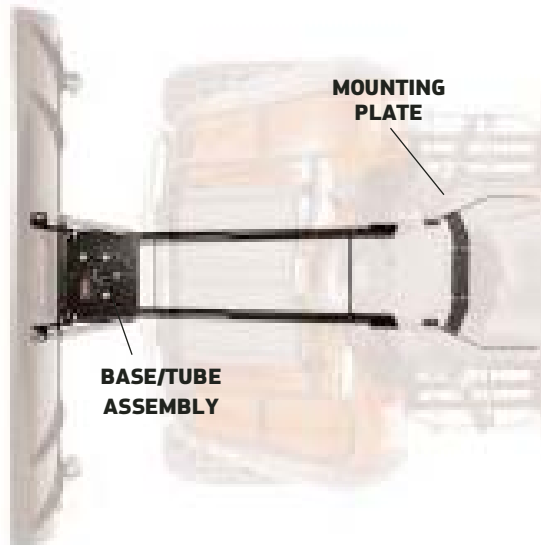
- Universal design. One part number fits all WARN ATV plow blades and mounting kits.
- Oversize bushings dramatically reduce wear and absorb the shock of plowing.
- Durable black powder coat finish.

**PN 62100** Fits all ATV plow blades and mounting kits

### POWER-PIVOT

- Bolts to plow base assembly.
- Electrically pivot your plow blade at the touch of a button from the comfort of your seat.
- Powerful motor with 4-stage planetary geartrain can turn blade up to 25°, even under load and without slipping.
- Color-coded wiring for quick and easy assembly on WARN Plow Base.
- When using the Power Pivot, you must use a winch for plow lifting.

**PN 73860** Not for use with Universal Manual Lift or ATV Plow Actuator.



MOUNTING PLATE

BASE/TUBE ASSEMBLY

## 3.) PICK YOUR PLOW MOUNTING KIT

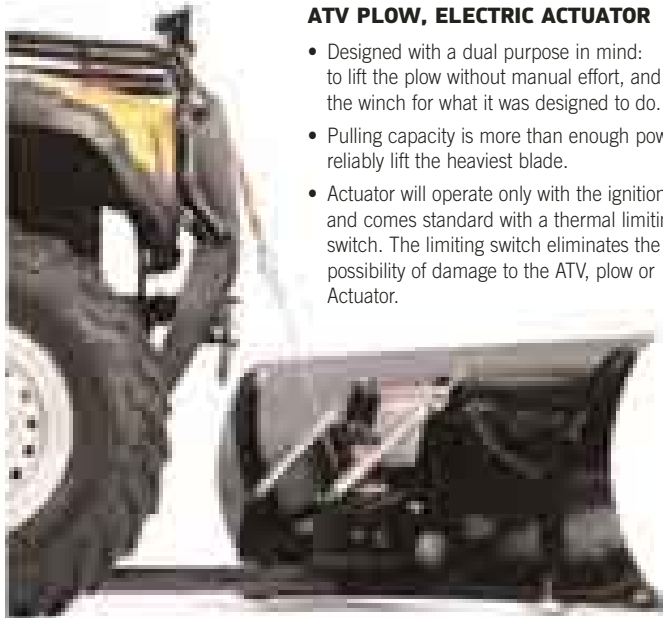
### WARN ATV PLOW MOUNTING KIT

- Mounting plate remains attached to the ATV and becomes a structural component adding rigidity to the ATV during plowing operations.
- Designed for high ground clearance and quick plow installation or removal.
- Placement is forward of the foot pegs to avoid any reduction of ground clearance or operating interference.
- Quick release pins attach or detach the plow blade and base assembly in a matter of moments.

**PART NUMBERS:** Each kit is engineered to fit a specific ATV make and model. Applications are listed on the master application chart in the center of this catalog.

## 4.) PICK YOUR BLADE RAISING MECHANISM

You have three choices of how you can raise and lower your WARN Blade: actuator, manual lift or winch.



### ATV PLOW, ELECTRIC ACTUATOR

- Designed with a dual purpose in mind: to lift the plow without manual effort, and leave the winch for what it was designed to do.
- Pulling capacity is more than enough power to reliably lift the heaviest blade.
- Actuator will operate only with the ignition on and comes standard with a thermal limiting switch. The limiting switch eliminates the possibility of damage to the ATV, plow or Actuator.

- All-weather, handlebar mounted switch can be operated without removing your hand from the grip.
- Easy to install kit that fits all WARN plows. Kit includes a handlebar switch, wiring harness, cable termination strap, and all necessary hardware.

**PN 67650**



**NOW  
PATENTED**

### REPLACEMENT PARTS FOR ATV PLOW ACTUATOR PN 67650:

- Switch kit **PN 69660**
- Motor **PN 68167**
- Wiring harness with relays **PN 68194**
- Relays **PN 66510**
- Wire rope **PN 68135**
- Termination Strap **PN 68191**

### WARN UNIVERSAL MANUAL LIFT

- Delivers maximum lifting power with a minimum of effort.
- Lever-style arm requires minimal force to lift the blade, reducing operator fatigue.
- Overall lift height is 8 inches or more, so you can clear obstacles like curbs.
- Lift is easily detached along with the entire plow/arm assembly, freeing the ATV for other uses.
- Built of durable powder coated steel and zinc plated hardware.

**PN 65510** For use with WARN plow kits only

Replacement parts :

- Bushings and spacers **PN 68169**
- Wire ropes **PN 68171**
- Brake cable **PN 68193**
- Termination Strap **PN 68191**
- Ratchet and paul kit **PN 69268**



### XT15, 25 OR 30 WINCH

- An excellent choice if you want a multi-use piece of equipment.
- For durability, the WARN synthetic rope and/or plow roller fairlead is strongly recommended.



# UTV PLOW SYSTEMS

## UNIQUE SYSTEM PROVIDES EASY BLADE CONNECT AND DISCONNECT

The WARN Utility Plow system features a unique and exclusive design that allows for quick connect and disconnect of the self-standing plow, and does not require a driver to crawl under the vehicle or manually lift the blade. The system lifts the plow blade straight up and down and creates over eight inches of raised height.

The WARN Utility Plow system features a heavily-reinforced steel blade available in a 14-gauge, 66-inch width or an 11-gauge, 72-inch width. Heavy-duty adjustable gravel skids with quick release clips come standard, as does a replaceable steel wear bar for added durability.

Impact tested for maximum durability, the system contains no under-chassis hardware that could be damaged during regular vehicle usage.

Mounting system works with the existing frame of the vehicle – no modification is necessary. Designed to use a WARN winch as the plow lifting mechanism – winch sold separately.

Current applications available for the Kawasaki Mule, Polaris Ranger, and Yamaha Rhino.

Unique drive-up system allows for quick connect and disconnect of the plow, and does not require a driver to crawl under the vehicle. No tools required.



The UTV Plow System is designed to use a WARN winch as the plow lifting mechanism. Winch sold separately.

### YAMAHA RHINO

Plow Mounting Kit: see application chart  
Blade Kit (choose one):  
**PN 70935** 66",  
**PN 71920** 72"  
Plow base kit:  
**PN 70990**

### POLARIS RANGER

Plow Mounting Kit: see application chart  
Blade Kit (choose one): **PN 70935** 66", **PN 71920** 72"  
Plow base kit: **PN 70990**  
\* Note: winch mount sold separately

### KAWASAKI MULE

Plow Mounting Kit: see application chart  
Blade Kit (choose one): **PN 70935** 66", **PN 71920** 72"  
Plow base kit: **PN 70990**

### WEAR BARS FOR UTV

**PN 70450** 66", **PN 72047** 72"




# PLOW ACCESSORIES

## POWER-PIVOT (PICTURED ABOVE)

Move your plow blade up to 25° at the push of a button with this powerful electric pivot. For use with WARN Plow Base/Tube Assembly.

**PN 73860** Not for use with Universal Manual Lift or ATV Plow Actuator

• Note: Not for use on UTV plow systems.



## PLOW LIFT ROPE

- 8' section of durable, super-strong synthetic rope.
- Temporarily replace your wire winch rope for plow season,



## PLASTIC WEAR BAR

- Ultra high molecular weight plastic (UHMW).
- Reversible—just flip it when worn
- Saves wear on plow blade
- Excellent for use on concrete/brick
- 3/4" thick



## ROLLER FAIRLEAD FOR ATV PLOW

Designed for use with winches that raise and lower the ATV plow blade. Larger diameter lower roller reduces wear on rope.

**PN 69373**



[www.ideatuli.fi](http://www.ideatuli.fi)

**PN 67860** (48") **PN 67861** (54")  
**PN 67862** (60")

## 1 ATV FLOW MARKERS

- 2' high antenna
- Red rubber tipped for visibility
- Clearly mark the edge of your plow blade, even in deep snow
- Easy, bolt-on mounting

**PN 67679**

## 2 SNOW CONTROL FLAP

- Flexible rubber top flap
- Controls snow kickback—keeps snow on the ground, out of your face
- Fits all WARN plows (cut to size)

**PN 67870** (60")

## 3 HEAVY-DUTY SKID UPGRADE KIT. FOR THREADED SKIDS.

- Upgrade your threaded plow skids to these heavy-duty quick release skids
- Heavy duty 1/4" gauge steel with zinc finish
- Quick release pins make adjustments easy

**PN 69073**  
(for Standard Blade PN 37574, PN 38732 and PN 38121)

## 4 BLADE SIDE WALL

- Controls run off, and gives you scoop-like control of snow, and other materials
- Lets you gather material before depositing to the side
- Heavy duty steel construction
- Reversible, can be mounted on either side

**PN 70880** (for Cyclone and Standard Blade PN 70948, PN 70954 and PN 70960)

**PN 67957** (for Standard Blade PN 37574, PN 38732 and PN 38121)

**PN 71320** (for UTV blade)



[www.ideatuli.fi](http://www.ideatuli.fi)

## PREMIUM SKID KIT

- Replacement skids for quick-release skid system
- PN 69212**  
(not pictured)

# WARN LIGHTS



## BACKUP LIGHT

When even the most aggressive ATV rider needs to back up, the WARN Back-Up light provides the illumination needed, thanks to a 35-watt, battery-saving H3 halogen bulb. The light uses a universal mounting bracket, and comes with a wiring harness. Designed for ATV use, the light comes with a water-resistant switch and all the necessary mounting hardware.

**PN 62017**



## TRAIL LIGHTS

Created specifically for ATVs, the WARN Trail Lights have a lens design that achieves a 110° beam spread from side to side and a 70° vertical (35° up and 35° down), and use 35-watt, battery-saving H3 halogen bulbs with 400 candlepower. The result is a field of illumination that is wider and higher than factory-installed ATV lights so you get the whole view while you're on the move.

**PN 62018**

## TRAIL AND BACKUP LIGHTS REPLACEMENT PARTS

Light with bulb (for Trail Light or Backup Light), PN 63816, Bulb (for Trail Light or Backup Light), PN 63815, Switch (for Trail Light or Backup Light), PN 63814



## 4X FLOOD LIGHTS

If you're looking for great side visibility, WARN 4X Flood lights have a beam spread of 15° vertical by 24° horizontal. That means you'll have the advantage on the trail particularly in areas where there are deer, elk, livestock, or other frequent surprises. 4X Flood lights are available in 6" and 5" sizes, and feature 55 watt H-3 quartz halogen bulbs, polished stainless steel housings, hard plastic lens covers, and 2-axis mounting brackets.

**PN 220522** (5" kit, includes pair of lights, switch, wiring and two hard plastic lens covers)

**PN 220622** (6" kit, includes pair of lights, switch, wiring and two hard plastic lens covers)

## H.I.D. LIGHTS

These high-intensity-discharge lights have an amazing 200,000 candlepower to light up the night. At 300 ft., there's an illumination distance of 840 ft. with an 18-ft.-wide beam. These lights are great for powersports use because of the low amp draw. An impact-resistant polycarbonate resin material body is great for durability.

**PN 64560** (6" diameter, 35 watts)

## SDB-160HBE

These dual beam fog/spot lights have an internal light frame to protect the lamp from vibration and shock. Plus, they have a polycarbonate body to protect the exterior. The lens is protected by a V-shaped stone guard to let air cool the lens surface, allowing extended operation. They feature a wide fog beam pattern and 50,000 candlepower, so you can be assured they produce plenty of light. The hardened glass lens has excellent heat and thermal shock resistance, strength and translucency.

**PN 60776** (6" diameter, 55-watts)

## DUAL BATTERY ISOLATOR

- For vehicles with multiple batteries
- Prevents the problem of multi-battery drain
- Will not drain power from the battery you depend on to start your vehicle's engine **PN 22630** (95 amp rated)
- For UTV applications only. Contact customer service for details.



## 424 SELECT

WARN 424 Select is an ATV front-end disconnect system that allows you to manually disengage both front wheels for greater maneuverability then re-engage 4-wheel drive for superior traction. The system was designed specifically for 4-wheel drive Honda, Yamaha and Kawasaki ATVs.

WARN 424 Select is a high-value upgrade that offers increased maneuverability for a sport bike feel and provides reduced steering effort for decreased wear and tear on you and your ATV.

### FEATURES:

- Shafts are 4140 alloy heat-treated steel that's nickel plated for superb corrosion resistance.
- Teflon lined control cable reduces friction, makes engagement easy.
- 2-position, manual shift control cable has positive locking that won't vibrate loose.
- Disconnect housing is sealed, requires minimal maintenance.
- Bolt-on installation with standard tools.

Manual shift control shown here in two-wheel drive position

Each kit is engineered to fit a specific ATV make and model. Applications are listed on the master application chart in the center of this catalog.

Warn Industries is constantly developing new applications. If you can't find your bike listed there, call WARN Customer Service for the latest applications. In North America call 1-800-543-9276. Customers outside of North America can call 1-503-722-3008 or check our website at [www.warn.com](http://www.warn.com).

424 Select replacement cable,  
**PN 63739**

424 Select replacement bearing seal kit,  
**PN 63743**

SEIKKAILE MYÖS  
VERKOSSA!  
[WWW.IDEATULI.FI](http://www.ideatuli.fi)

Many of the photographs in this catalog were taken on closed courses on private land. When driving off-highway on public land, please remember to tread lightly and treat the land in an environmentally responsible way. Warn Industries, Inc. is a founding member of Tread Lightly! We encourage everyone who enjoys the outdoors to become a member. To find out more, go to [www.TreadLightly.org](http://www.TreadLightly.org)

Design, materials and specifications are subject to change without notice. Warn Industries is not responsible for printing errors inadvertently made in the production of this catalog.

[www.ideatuli.fi](http://www.ideatuli.fi)