

# USE AND CARE

Congratulations on your purchase of the Obus Forme® by Conair® Heat and Massage Seat Cushion™. The Seat Cushion features heat for the lumbar area and four powerful massage motors, with three automatic safety shut-off devices. An ergonomically designed handheld controller is built into the seat cushion allows you to personalize your experience with ease. The Obus Forme® by Conair® Heat and Massage Seat Cushion™ is ideal for use in your vehicle, at home and in the office.

For optimum performance and safety, please read these instructions carefully before using your Backrest.

## How to Secure your Obus Forme Seat Cushion to a Vehicle Seat

1. Slide strap “A” and strap “B” over the back of your vehicle seat. Adjust the seat cushion on your vehicle seat to your personal preference.
2. Attach strap “LC” to strap “RC”, securing with the plastic hooks located on the end of each strap.
3. Attach strap “LD” to strap “RD”, securing with the plastic hooks located on the end of each strap.
4. Pull strap “C” over your headrest and secure it to strap “A” using the buckle attached.

### Warning!

Use caution when stretching and securing the elastic straps. The elastic straps may recoil and cause injury if you fail to properly secure the plastic hooks before releasing the elastic straps.

## HOW TO OPERATE THE HEAT FUNCTION

Your Obus Forme® by Conair® Ultimate Backrest has a built-in heat function (3).

1. Ensure that your Backrest is plugged into an electrical outlet.
2. To activate the heat function, press the heat on/off button (10) once, using the handheld controller.
3. To deactivate the heat function, press the heat on/off button (10) again, using the handheld controller. Unplugging the unit will also deactivate the heat function.

## SAFETY FEATURES

### Automatic Heat Shut-Off

Your Obus Forme® by Conair® Ultimate Backrest is equipped with a built-in thermostat to regulate the temperature of your Backrest. The heat function will automatically shut down if the temperature gets too hot. You can safely reactivate the heat immediately after automatic shut-off. After approximately 35 minutes of continuous use, your Backrest will reach a temperature of about 50-60°C (122–140°F). The temperature will not exceed 75°C (167°F).

### Automatic Power Shut-Off

Your Obus Forme® by Conair® Ultimate Backrest is equipped with a safety feature that will automatically turn the power off any features you may have running after approximately 35 minutes of continuous use. This prevents wasted electricity in case you forget to turn the power off, and also acts as a preventive measure against potential fire hazards. You can safely reactivate the heat and/or massage immediately after automatic shut-off. Please note that the CustomAIR™ lumbar support is not affected by the automatic shut-off.

## How to Adjust the CustomAIR™ Lumbar Support

The unique built-in CustomAIR™ inflatable lumbar support system allows you to inflate and deflate the lumbar support to suit your individual needs. Once you have adjusted the CustomAIR™ lumbar support to your liking, it will remain fixed until you inflate or deflate it again. Your lumbar support will not deflate if you unplug your Obus Forme® by Conair® Ultimate Backrest from the electrical outlet. For best results, rest your lower back against the lumbar area before adjusting the lumbar support.

1. Ensure that your Obus Forme® by Conair® Ultimate Backrest is plugged in.
2. To inflate the lumbar support, press the CustomAIR™ inflate button (7). Continue to press this button until you attain the amount of lumbar support you find most comfortable.
3. To deflate the lumbar support, press the CustomAIR™ deflate button (8).

## SAVE THESE INSTRUCTIONS

## HOW TO OPERATE THE MASSAGE FUNCTION

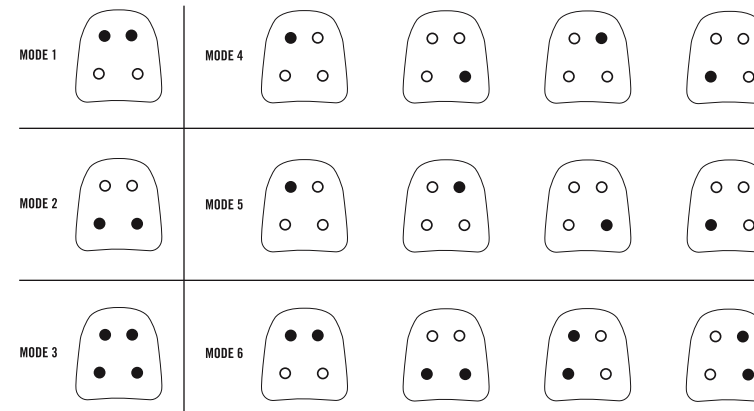
Your Obus Forme® by Conair® Ultimate Backrest is equipped with four massage motors (1) that allow you to choose from either a continuous or pulse massage. Six different massage patterns are available for each type of massage, as shown below. Three speed settings are also available in each mode: low, medium and high.

1. Ensure that your Backrest is plugged into an electrical outlet.
2. To activate the massage motors, press the power on/off button (11) once using the handheld controller.
3. Select a continuous or pulse massage by pressing the pulse/massage button (9) until your desired massage is lit (9a).

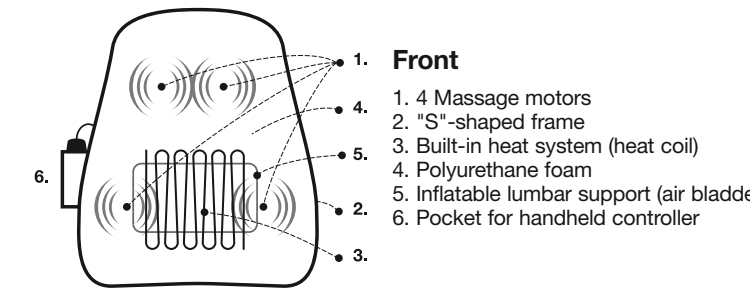
4. Select from one of six massage patterns by pressing the massage mode button (13) until your desired massage mode number (13a) and pattern (13b) are indicated. Massage modes 1-6 will correspond with the massage mode patterns shown in the diagram.

5. Select from one of three speed settings by pressing the speed control button (12) once until your desired massage is lit (12a).

6. To deactivate the massage motors, press the power on/off button (11) again, using the handheld controller. Unplugging the unit will also deactivate the massage motors.

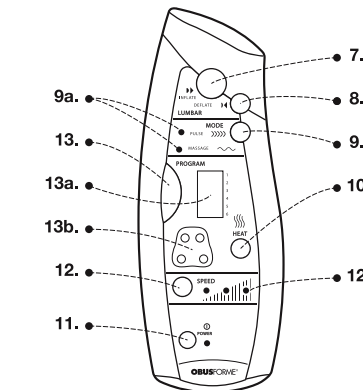


## FEATURES OF YOUR OBUS FORME® BY CONAIR® ULTIMATE BACKREST



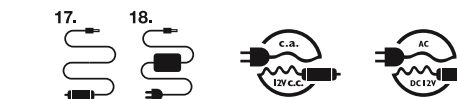
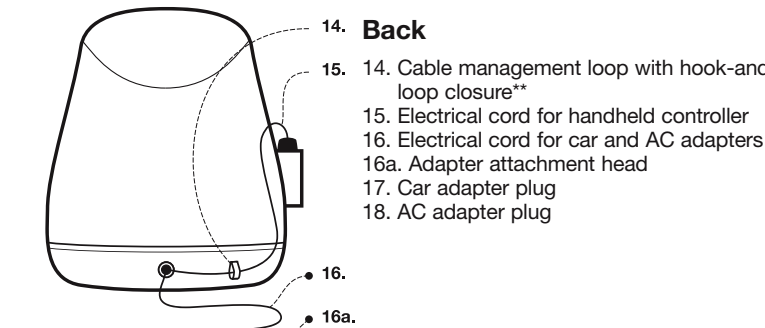
### Front

1. 4 Massage motors
2. "S"-shaped frame
3. Built-in heat system (heat coil)
4. Polyurethane foam
5. Inflatable lumbar support (air bladder)
6. Pocket for handheld controller



### Handheld Controller\*

7. CustomAIR™ inflate button
8. CustomAIR™ deflate button
9. Pulse/massage button
- 9a. Pulse/massage indicator light
10. Heat on/off button
11. Massage power on/off button
12. Speed control button
- 12a. Speed indicator light
13. Massage mode button
- 13a. Mode indicator light
- 13b. Mode pattern indicator



\*Please note that the handheld controller has been built into the Obus Forme® by Conair® Ultimate Backrest and cannot be detached from the unit.

\*\*The handheld controller on the Obus Forme® by Conair® Ultimate Backrest can easily be adjusted for left-hand use simply by releasing its electrical cord from the hook-and-loop closure.

# CARING FOR YOUR OBUS FORME® BY CONAIR® ULTIMATE BACKREST

Your Obus Forme® by Conair® Ultimate Backrest is composed of:

- 100% polycarbonate frame
- 100% polyurethane foam (CA117 fire retardant)
- polyurethane and mesh cover

Before cleaning, ALWAYS unplug your Obus Forme® by Conair® Ultimate Backrest from the electrical outlet. You can wipe the unit clean with a soft, slightly damp cloth.

# IMPORTANT SAFETY INSTRUCTIONS

When using an electrical appliance, basic precautions should always be followed, including the following:

Read all instructions before using this appliance.

# DANGER – To reduce the risk of electric shock:

- 1) Always unplug your Obus Forme® by Conair® Ultimate Backrest from the electrical outlet immediately after using and before cleaning.
- 2) Do not reach for an appliance that has fallen into water. Unplug immediately.
- 3) Do not use while bathing or in a shower.
- 4) Do not place or store your Obus Forme® by Conair® Ultimate Backrest where it can fall or be pulled into a tub or sink. Do not place in or drop into water or other liquid.

# WARNING – To reduce the risk of burns, fire, electric shock, or injury to persons:

- 1) An appliance should never be left unattended when plugged in. Unplug from outlet when not in use, and before putting on or taking off parts.
- 2) Do not operate your Obus Forme® by Conair® Ultimate Backrest under blanket or pillow. Excessive heating can occur and cause fire, electric shock, or injury to persons. This product is not intended for use while sleeping.
- 3) Your Obus Forme® by Conair® Ultimate Backrest should not be used by, on, or near children or individuals with certain disabilities.
- 4) Use your Obus Forme® by Conair® Ultimate Backrest only for its intended use as described in this manual. Do not use attachments not recommended by Conair.
- 5) Never operate your Obus Forme® by Conair® Ultimate Backrest if it has a damaged cord or plug, if it is not working properly, or if it has been dropped or damaged, or dropped into water. Return the appliance to a service center for examination and repair.
- 6) Do not carry your Obus Forme® by Conair® Ultimate Backrest by supply cord or use cord as a handle.
- 7) Keep the cord away from heated surfaces.
- 8) Never drop or insert any object into the product.
- 9) Do not operate where aerosol (spray) products are being used or where oxygen is being administered.
- 10) To disconnect, turn all controls to the off position, then remove plug from outlet.
- 11) This massager should not be used in the following cases: Tuberculosis, benign and malignant tumors, hemorrhages, inflammations of the skin, phlebitis and thrombosis, open and fresh wounds, bruises, broken skin or varicose veins, undetermined calf pain, or joint pain.

- 12) DO NOT attempt to remove the cover from your Obus Forme® by Conair® Ultimate Backrest.
- 13) Be careful if using sharp objects around your Obus Forme® by Conair® Ultimate Backrest to avoid puncturing the CustomAIR™ inflatable bladder.
- 14) Your Obus Forme® by Conair® Ultimate Backrest should not be used by children or individuals with certain disabilities. Please consult a physician before using your Obus Forme® by Conair® Ultimate Backrest in the case that you:
  - have any questions regarding its therapeutic usage;
  - have sensitive skin or poor circulation;
  - are experiencing unexplained pain or swelling;
  - have recently undergone a serious medical procedure or surgery;
  - have recently experienced a serious muscular injury;
  - are pregnant.
- 15) If you are taking any prescription medications, consult your physician before using.
- 16) If you are undergoing treatment for cancer, check with your physician before using.
- 17) Discontinue use of your Obus Forme® by Conair® Ultimate Backrest if you experience pain or swelling after use. Consult a physician or seek medical attention if symptoms persist.

# MAINTENANCE INSTRUCTIONS

- 1) Store your Obus Forme® by Conair® Ultimate Backrest in a secure place, away from excessive heat or sharp objects. Do not handle the massager by any of the electrical cords and do not wrap the cord around the unit.
- 2) To clean the unit, make sure the massager is unplugged. Allow the unit to cool and then wipe down with a cloth. Do not use any strong chemical cleaners such as benzine.

# RECOMMENDED MASSAGING TIMES

Generally, massage should last only 15 minutes on any one particular part of the body. Treatment may be applied once or twice daily as desired.

As metabolism varies among individuals, so does their response to massage. You will soon adjust the time to suit your particular needs and personal comfort. If you have any doubts regarding treatment, we recommend you consult your physician.

# LIMITED ONE YEAR WARRANTY

Conair will repair or replace (at our option) your unit free of charge for 12 months from the date of purchase if the appliance is defective in workmanship or materials. To obtain service under this warranty, return the defective product to the service center listed below, together with your purchase receipt and \$10.00 for postage and handling. California residents need only provide proof of purchase and should call 1-800-366-0937 for shipping instructions. In the absence of a purchase receipt, the warranty period shall be 12 months from the date of manufacture.

**ANY IMPLIED WARRANTIES, OBLIGATIONS, OR LIABILITIES, INCLUDING BUT NOT LIMITED TO, THE IMPLIED WARRANTY OF MERCHANTABILITY AND FITNESS FOR A PARTICULAR PURPOSE, SHALL BE LIMITED IN DURATION TO THE 12-MONTH DURATION OF THIS WRITTEN, LIMITED WARRANTY.** Some states do not allow limitations on how long an implied warranty lasts, so the above limitations may not apply to you.

**IN NO EVENT SHALL CONAIR BE LIABLE FOR ANY SPECIAL, INCIDENTAL, OR CONSEQUENTIAL DAMAGES FOR BREACH OF THIS OR ANY OTHER WARRANTY, EXPRESS OR IMPLIED, WHATSOEVER.** Some states do not allow the exclusion or limitation of special, incidental, or consequential damages, so the above limitation may not apply to you.

This warranty gives you specific legal rights, and you may also have other rights, which vary from state to state.

For information on any Conair product call: 1-800-3-CONAIR  
or visit us on the web at: [www.conair.com](http://www.conair.com)

©2007 Conair Corporation

# Service Center

Conair Corporation  
Service Department  
7475 N. Glen Harbor Blvd.  
Glendale, AZ 85307  
07NP122

UBR

IB-7549

**OBUSFORME®**  
**BACKREST SUPPORT**

*Massaging backrest with heat and inflatable lumbar support*



**INSTRUCTION BOOKLET  
FOR MODEL UBR**  
For your safety and continued enjoyment  
of this product, always read the  
instruction book carefully before using.

**OBUSFORME®**  
THE BODYCARE EXPERTS  
by **CONAIR**