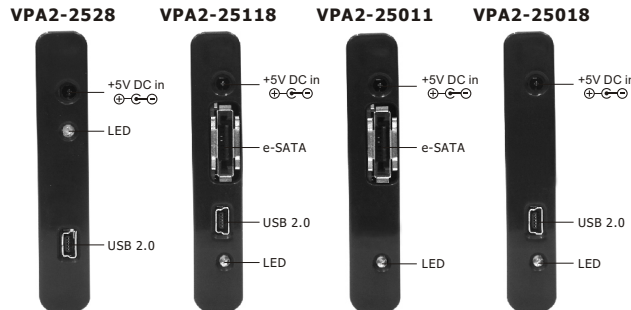


# ViPower Aluminum 2.5" External Enclosure Installation Guide

\* Please refer to this installation guide for the following products: VPA2-2528, VPA2-25118, VPA2-25011, VPA2-25018



## SmartHandy Series Products




Step. 1




Remove two retaining screws on the front panel

Step. 2




Take out the front panel

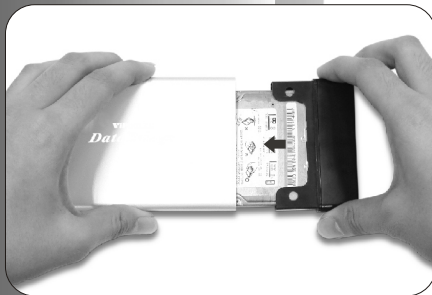
Step. 3



Connect the HDD with the front panel



Step. 4




Slide in the HDD into the case

Step. 5



Secure the front panel

Step. 6



Unique screwless design for easy installation

Step. 7



Installation completed