

IMPORTANT SAFETY INSTRUCTIONS

When using electrical appliances, especially when children are present, basic safety precautions should always be followed, including the following:

READ ALL INSTRUCTIONS BEFORE USING KEEP AWAY FROM WATER

DANGER

— Any appliance is electrically live, even when the switch is off. To reduce the risk of death or injury by electric shock:

1. Always unplug appliance immediately after using.

2. Do not use while bathing or in a shower.

3. Do not place or store appliance where it can fall or be pulled into a tub or sink.

4. Do not place in or drop into water or other liquids.

5. If an appliance falls into water, unplug it immediately. Do not reach into the water.

WARNING

— To reduce the risk of burns, electrocution, fire, or injury to persons: **1. This appliance should never be left unattended when plugged in.**

2. Close supervision is necessary when this appliance is used by, on, or near children or individuals with certain disabilities.

3. Use this appliance only for its intended use as described in this manual. Do not use attachments not recommended by the manufacturer.

4. Never operate this appliance if it has a damaged cord or plug, if it is not working properly or if it has been dropped or damaged, or dropped into water. Return the appliance to an authorized service center for examination and repair.

5. Keep the cord away from heated surfaces. Do not pull, twist or wrap the cord around the appliance, even during storage.

6. Never block the air openings of the appliance or place it on a soft surface, such as a bed or couch, where the air openings may be blocked.

Keep the air openings free of lint, hair, and other debris.

7. Never use while sleeping.

8. Never drop or insert any object into any opening or hose.

9. Do not use outdoors or operate where aerosol (spray) products are being used or where oxygen is being administered.

10. Do not use an extension cord with this appliance.

11. This curling iron is hot when in use. Do not let heated surfaces touch eyes or skin.

12. Do not place the heated curling iron directly on any surface while it is hot

or plugged in. Use stand provided.

13. Do not touch hot surfaces of the appliance. Use the handles or knobs.

14. Do not attempt to touch the housing of your appliance near the barrel as it is hot when in use.

15. Do not use with a voltage converter.

SAVE THESE INSTRUCTIONS


This curling appliance is intended for household use. Use on Alternating Current (60 Hertz) only. This unit is designed to operate at 120 volts AC. This appliance has a polarized plug (one blade is wider than the other). As a safety feature, this plug will fit in a polarized outlet only one way. If the plug does not fit fully in the outlet, reverse the plug. If it still does not fit, contact a qualified electrician. Do not attempt to defeat this safety feature.

HOW TO CREATE UNSTRUCTURED SOFT SPIRALS

1. Take a section of hair a half-inch to an inch wide. Hold the styler at an angle away from face. Start 1 to 2 inches from the scalp and wind hair around the barrel, wrapping your way down. Hold for 10 to 12 seconds, then release.

2. For the most natural look, wrap hair around the barrel in alternating directions as you go from section to section.

3. Let the curls cool. Don't brush! Just shake out or gently finger-comb.

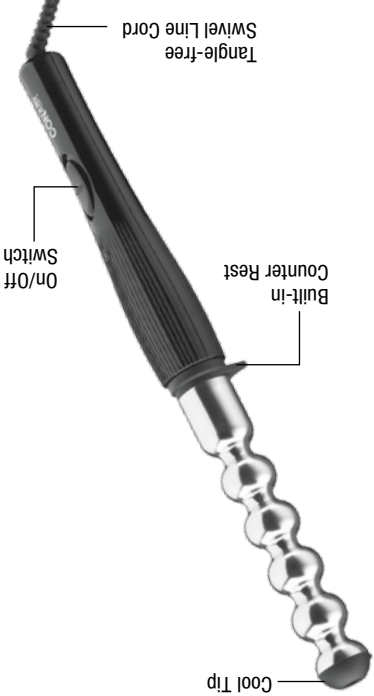


A heat protective glove has been supplied to help protect your fingers from temporary contact with the barrel when wrapping the hair around the appliance.

Please note that the heat protective glove is designed to give only initial contact protection. Discomfort will be caused with prolonged contact with the hot surface.



Heat Protective Glove



GET TO KNOW YOUR TEXTURED BUBBLE CURL WAND

USER MAINTENANCE

Your curling iron is virtually maintenance free. No lubrication is needed. If cleaning becomes necessary, disconnect the curling iron from the power source and wipe exterior with a damp cloth. If any abnormal condition occurs, unplug the curling iron, allow it to cool and return the appliance to an authorized service center for examination and repair. No repairs should be attempted by the consumer.

CAUTION


NEVER allow the power supply cord to be pulled or twisted. Never wrap the cord around the curling iron. Damage will occur at the high flex point of entry into the curling iron, causing it to rupture and short circuit. Inspect the cord frequently for damage. Stop use immediately if damage is visible or if unit stops or operates intermittently.

STORAGE

When not in use, your curling iron is easy to store. Allow curling iron to cool, then simply store out of reach of children in safe, dry location. Do not jerk or strain cord at plug connections. Do not wrap cord tightly around appliance. Allow the cord to hang or lie loose and straight at the point of entry into the appliance.

**WARNING:
IF YOU THINK
THE POWER IS
OFF WHEN THE SWITCH
IS OFF,
YOU'RE WRONG.**

KEEP AWAY FROM WATER



Everyone knows that electricity and water are a dangerous combination. But did you know that an electric appliance is still electrically alive even if the switch is off? If the plug is in, the power is on. So when you are not using your appliances, keep them unplugged.

**ALWAYS UNPLUG
SMALL APPLIANCES**

LIMITED TWO-YEAR WARRANTY

Conair will repair or replace (at our option) your unit free of charge for 24 months from the date of purchase if the appliance is defective in workmanship or materials.

To obtain service under this warranty, return the defective product to the service center listed on back, together with your purchase receipt and \$7.50 for postage and handling. California residents need only provide proof of purchase and should call 1-800-3-CONAIR for shipping instructions. In the absence of a purchase receipt, the warranty period shall be 24 months from the date of manufacture.

ANY IMPLIED WARRANTIES, OBLIGATIONS, OR LIABILITIES, INCLUDING BUT NOT LIMITED TO THE IMPLIED WARRANTY OF MERCHANTABILITY AND FITNESS FOR A PARTICULAR PURPOSE, SHALL BE LIMITED IN DURATION TO THE 24-MONTH DURATION OF THIS WRITTEN, LIMITED WARRANTY. Some states do not allow limitations on how long an implied warranty lasts, so the above limitations may not apply to you.

IN NO EVENT SHALL CONAIR BE LIABLE FOR ANY SPECIAL, INCIDENTAL, OR CONSEQUENTIAL DAMAGES FOR BREACH OF THIS OR ANY OTHER WARRANTY, EXPRESS OR IMPLIED, WHATSOEVER. Some states do not allow the exclusion or limitation of special, incidental, or consequential damages, so the above limitation may not apply to you.

This warranty gives you specific legal rights, and you may also have other rights, which vary from state to state.

**Please register this product at:
www.conair.com/registration**

Service Center

Conair Corporation
Service Department
7475 N. Glen Harbor Blvd.
Glendale, AZ 85307

For information on any Conair product, call 1-800-3-CONAIR or visit us on the web at: www.conair.com

©2012 Conair Corporation
150 Milford Road, East Windsor, NJ 08520
7475 N. Glen Harbor Blvd., Glendale, AZ 85307

12PA133417

IB-11581

STYLE INFUSED



Textured
Bubble Curl
Wand

Instruction & Styling Guide

For your safety and continued enjoyment of this product, always read the instruction book carefully before using.

CONAIR®

Models CD967CS