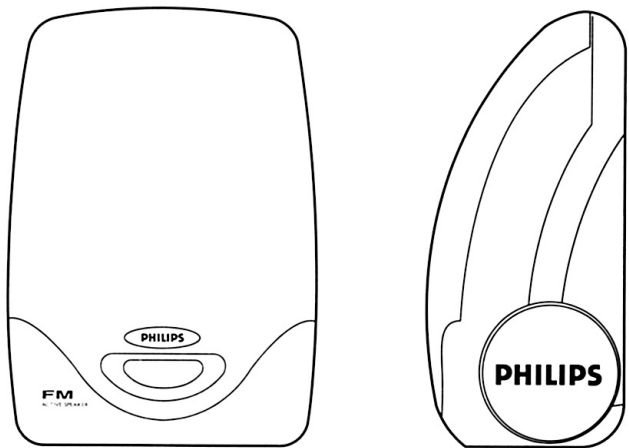


# PHILIPS

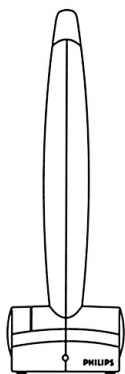
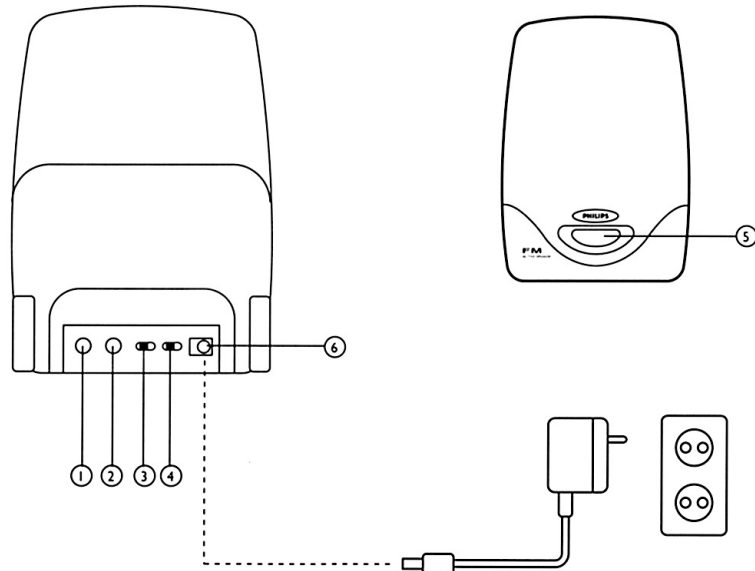
Instructions for use  
Mode d'emploi  
Gebrauchsanleitung  
Mini casse acustiche IFU  
Gebruiksaanwijzing  
Mini altifalantes IFU  
Minialtavoces IFU  
Minihögtalare IFU



**PHILIPS**  
SBC BC700

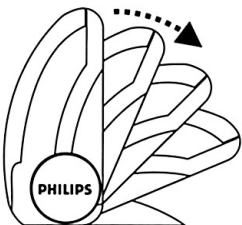
## Explanation of Controls

SBC BC700



NOT INCLUDED

USE : PHILIPS FM TRANSMITTER  
SBC HC712  
SBC HC612  
SBC HC552



GB English

SBC BC700

## Instruction for use

### 1. Introduction

Congratulations! You have just bought a most sophisticated RF/FM wireless stereo sound system. This system uses the latest RF/FM wireless technology, which gives you complete freedom of movement while enjoying your own favorite music. No more inconvenience from cables or headphone wires! To ensure you get the best performance of your RF/FM stereo sound system, please read this document carefully.

### 2. Features

- **Wide transmission range** - the FM speaker (receiver) receives signals from up to 100 meter away from the FM transmitter.
- **High-frequency radio system** - the FM speaker set uses a high radio frequency as the signal carrier, ensuring a very clear, sharp reception.
- **Mute function** - suppresses excessive noise when there is no input signal.
- **No space limitation** - the FM speaker (receiver) is able to receive signals from the transmitter, even through barriers such as doors, walls and glasses.
- **Multiple headphones / speakers with one transmitter** - additional number of headphones and/or wireless speakers can be used with a single transmitter.
- **Trackball volume control**
- **Built-in 20 Watt amplifier**
- **Bass reflex system**

### 3. Components included

In this FM speaker set the following components are included :

- FM receiver (speaker) SBC BC700
- AC/DC adaptor 12V/1A

### 4. Explanation of Controls

1. Trackball volume control
2. Tuning control
3. L - L+R - R switch
4. Power On/Off
5. Bass reflex port
6. AC/DC adaptor input

### 5. Installation

- SBC BC700 powered by AC/DC adaptor. Insert the AC/DC adaptor plug into the DC input jack (6). Then plug the AC/DC adaptor into a standard mains power wall outlet. The voltage mentioned on the rating label of the AC/DC adaptor should be in line with the voltage of the wall outlet.

### 6. Operation

- Switch on the RF/FM speaker.
- Apply an audio signal to the transmitter (using an audio source such as CD player, TV, or HiFi).
- Tune the tuning control on the speaker until signal (audio sound) is at its clearest.
- Adjust the volume of the audio source to the highest acceptable undistorted level.
- Switch the "L+R - L-R" switch to "L+R" to listen to one speaker in mono only.
- Switch the "L+R-L-R" switch to "L" or "R" to listen to two or more speakers in stereo. "L" indicates that the speaker is set to stereo mode, and receives the Left channel. "R" indicates that the speaker is set to stereo mode and receives the Right channel.

GB English

SBC BC700

Note : There is more audible noise from the speaker in stereo mode compared to mono operation; this is not due to your speaker, but due to the FM stereo principle.

### 7. Specifications

System	: Radio Frequency (RF)
Carrier frequency	: Tunable 433.2 to 434.7 MHz
Modulation	: Frequency Modulation (FM)
Maximum output power	: 20 Watt
Effective transmission range	: 60-100 meter, omni directional (360°)
Power supply	: 12V/1A DC
Frequency range	: 60 ~ 20,000 Hz
Signal / Noise ratio	: > 50 dB
Distortion	: < 5% THD
Channel separation	: > 30 dB

### 8. Precautions

- This speaker system works only on a 12V DC supply.
- Do not leave the speakers near heat sources. Do not expose to direct sunlight, excessive dust, moisture, rain or any kind of mechanical shock.
- Do not use alcohol, thinner or petroleum-based substances to clean the speakers.
- Keep the speakers away from TV or credit cards using magnetic coding to prevent any damage caused by the speakers' magnets.