


ADDONICS TECHNOLOGIES


Model: AD5SAHPM-E

Installation Guide

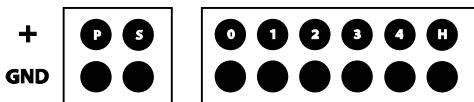
Front View



Side View



Jumper LED connections



LED KEY

0 - 4	Power and Drive Activity LED
H	Host Device LED
P	Power LED
S	System Ready LED

Initial RAID configuration is programmed by connecting the hardware port multiplier to:

- one of Addonics SATA controllers that has Sil3124 or Sil3132 chip set.
- USB 2.0 connection (optional Addonics eSATA-USB adapter is required)

Sil4726 Manager Utility Installation

Note: If you are configuring RAID sets or individual drive, you need to install the Sil4726 Manager utility to configure and monitor the RAID sets. Install the utility from the CD that came with your package.

1. Turn computer ON. Insert Driver Disk into CDROM.
2. The Addonics Technologies Driver Disk window pops up.
3. Select SATA RAID Utilities. Go to: Other SATA RAID Utilities link located on the bottom right of the Driver Disk window. To extract the utility select your operating system from the list.
4. Extract the files into your system.
5. Install Sil4726 Manger by clicking the **setup.exe**. Follow the instructions.
6. After software installation, turn your system off.

The SATARAID Utility Manual can found in the Driver Disk under User Guides or can be downloaded from http://www.addonics.com/support/user_guides/host_controller/Sil476_Manager_User_Manual.pdf

Note: Independent drive configuration is only supported with controllers with Silicon Image Sil3124 or Sil3132 chip set or using the Addonics eSATA-USB adapter.

When the hardware port multiplier is connected to a SATA Host controller with Sil3124 or Sil3132 chip, in the RAID BIOS of the host controller, you will only see one drive and that is the drive connected to port 1 on the hardware PM.

All the SATA drives connected to the hardware PM will show in the Sil4726 Manager.

TECHNICAL SUPPORT

Addonics Technologies
2466 Kruse Drive
San Jose CA 95131

Phone: 408 433-3899
Fax: 408 433-3898

Email: <http://www.addonics.com/sales/query/>
Internet: <http://www.addonics.com>

Technical Support (8:30 am to 6:00 pm PST)

Phone: 408 433-3855

Email: <http://www.addonics.com/support/query/>