


## Quality Guarantee:

- This Limited Warranty only covers failures due to defects in materials or workmanship, and does not cover normal wear and tear or cosmetic damage. The Limited Warranty also does not cover damages which occurred in shipment, or failures which are caused by products not supplied by the warrantor, or failures which result from accidents, misuse, abuse, neglect, mishandling, misapplication, alteration, faulty installation, set-up adjustments, maladjustment of consumer controls, improper maintenance, power line surge, lightning damage, modification, or service by anyone other than a Factory Service center or other Authorized Service, or damage that is attributable to acts of God.
- There are no express warranties except as listed under “limited warranty coverage”. the warrantor is not liable for incidental or consequential damages resulting from the use of this product, or arising out of any breach of this warranty. (As examples, this excludes damages for lost time, cost of having someone remove or re-install an installed unit if applicable, travel to and from the service, loss or damage to media or images, data or other recorded content. The items listed are not exclusive, but are for illustration only.)
- No damage caused by accident, One year warranty for free repair and half way free transport.

## Product Picture:



HDMI over Single Cat5e/100m



HDBase-T Wallplate Extender, US type/100m



HDBase-T Wallplate Extender, EU type/100m



HDBase-T Daisy Chain Repeater



HDMI over Single Cat5e/70m



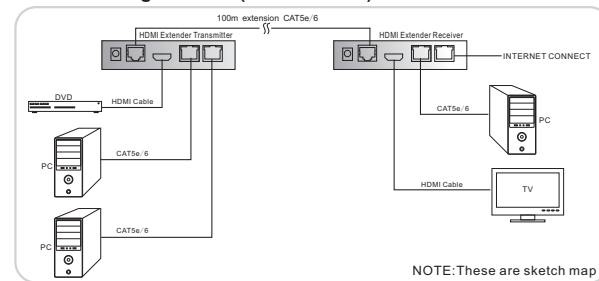
HDBase-T Wallplate Extender, US type/70m



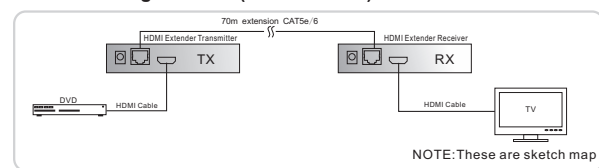
HDBase-T Wallplate Extender, EU type/70m

## New Function:

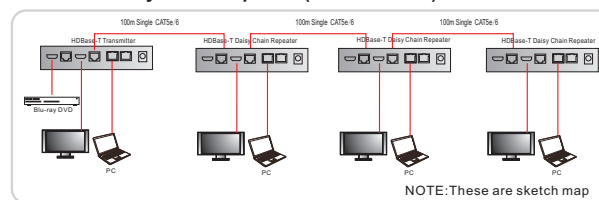
### HDMI over Single Cat5e/6(HKHB0100SC)



### HDMI over Single Cat5e/6(HKHB0070SC)



### HDBase-T Daisy Chain Repeater (HKHB0200SC)



# User Manual

## Wallplate Extender over HDBase-T

Model NO.: HKHB0100SC      HKHB0070SC  
 HKHB0100AW-US      HKHB0070AW-US  
 HKHB0100AW-EU      HKHB0070AW-EU  
 HKHB0200SC

## Dear Customer

Thank you for purchasing this product !  
For optimum performance and safety, Please read these Instructions carefully before connecting, Operating or adjusting this product.  
Please keep this manual for future reference.

### Basic Function:

**HKHB0100SC**.....Dimension:110x75x23.5mm

- HDMI Extender over single Cat5e/6
- 100m long extension over HDBase-T technology
- Built-in Lanswitch to distribute Internet to each room
- 6 level Daisy Chain for multi-place installation
- IR backward and forward
- 100m Extension for HDMI, 100Base-T
- 10.2Gbps transport capacity over HDBase-T
- 3D support

**HKHB0070SC**.....Dimension:110x75x23.5mm

- HDMI Extender over single Cat5e/6
- 70m long extension over HDBase-T technology
- 6 level Daisy Chain for multi-place installation
- IR backward and forward
- 70m Extension for HDMI
- 10.2Gbps transport capacity over HDBase-T
- 3D support

**HKHB0100AW-US**.....Dimension:115X114mm

- HDMI Wallplate Extender over Single Cat5e/6, US type
- 100m long extension over HDBase-T technology
- Built-in Lanswitch to distribute Internet to each room
- 6 level Daisy Chain for multi-place installation
- IR backward and forward
- 100m Extension for HDMI, 100Base-T
- 10.2Gbps transport capacity over HDBase-T
- 3D support

**HKHB0070AW-US**.....Dimension:115X114mm

- HDMI Wallplate Extender over Single Cat5e/6, US type
- 70m long extension over HDBase-T technology
- 6 level Daisy Chain for multi-place installation
- IR backward and forward
- 70m Extension for HDMI
- 10.2Gbps transport capacity over HDBase-T
- 3D support

**HKHB0100AW-EU**.....Dimension:145X84.5mm

- HDMI Wallplate Extender over Single Cat5e/6, EU type
- 100m long extension over HDBase-T technology
- Built-in Lanswitch to distribute Internet to each room
- 6 level Daisy Chain for multi-place installation
- IR backward and forward
- 100m Extension for HDMI, 100Base-T
- 10.2Gbps transport capacity over HDBase-T
- 3D support

**HKHB0070AW-EU**.....Dimension:145X84.5mm

- HDMI Wallplate Extender over Single Cat5e/6, EU type
- 70m long extension over HDBase-T technology
- 6 level Daisy Chain for multi-place installation
- IR backward and forward
- 70m Extension for HDMI
- 10.2Gbps transport capacity over HDBase-T
- 3D support

**HKHB0200SC**.....Dimension:277x155x27mm

- HDBase-T Daisy Chain Repeater
- 100m long extension over HDBase-T technology
- Built-in Lanswitch to distribute Internet to each room
- 6 level Daisy Chain for multi-place installation
- IR backward and forward
- 10.2Gbps transport capacity over HDBase-T
- 3D support

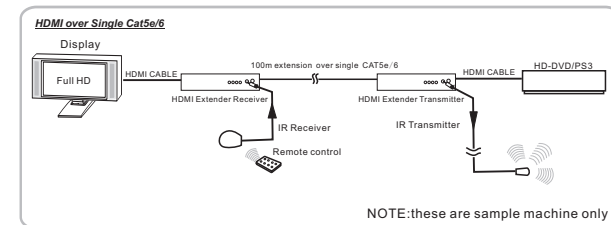
### Specification:

HDMI version.....High Speed with 3D  
HDCP version.....HDCP1.2  
Support HDMI resolution..... 1080P/1080i/720P/576P/576i/480P/480i  
Support video color bit..... deep color 24bit/36bit  
Support audio format..... LPCM/Dolby-AC3/DTS7.1/DSD  
Input Video signal.....1.0Volts P-P  
Output cable distance..... ≤5m  
Input cable distance..... ≤5m  
Data transfer speed..... 6. 75Gbps-10.2Gbps  
Operating Humidity range..... 5 to 90%RH (No Condensation)  
Operating Temperature range..... -15 to +55C° (5 to 131°F)  
Power adapter format.....Input AC(50Hz.60Hz) 100- 240V  
Power Supply.....DC 5V

### Operation:

- 1.Connect the signal source (such as HD-DVD, PS3, STB) with HDMI input interfaces.
- 2.Connect the display devices (such as HD-LCD, HD-DLP) with HDMI output interfaces.
- 3.Connect the EIA/TIA 568B one long CAT5e/6 cable to the sender output socket.
- 4.Connect the EIA/TIA 568B one long CAT5e/6 cables to the Receiver input socket.
- 5.Connect LCD with HDMI interface to Receiver output socket.
- 6.This device is powered by an external power supply optional.

### Application :



### Package Included:

When first unpacking your HDMI extender please check to see if the following items are included:

- HDMI extender Transmitter and Receiver
- 5V DC power supply x 2
- User manual

### Warning:

#### TO REDUCE THE RISK OF FIRE, ELECTRIC SHOCK OR PRODUCT DAMAGE:

- 1.Do not expose this apparatus to rain, moisture, dripping or splashing and make sure that no objects filled with liquids, such as vases, are placed on the apparatus.
- 2.Do not install or place this unit in a bookcase, built-in cabinet or in another confined space. Ensure the unit is well ventilated.
- 3.To prevent risk of electric shock or fire hazard due to overheating, do not obstruct the unit's ventilation openings with newspapers, tableclothes, curtains and similar items.
- 4.Do not install near any heat sources such as radiators, heat registers, Stoves or other apparatus.
- 5.Do not place sources of naked flames, such as lighted candles on the unit.
- 6.Clean this apparatus only with dry cloth.
- 7.Unplug this apparatus during lightning storms or when unused for long time.
- 8.Protect the power cord from being walked on or pinched, particularly at plugs.
- 9.Only use attachments/accessories specified by the manufacture.
- 10.Refer all servicing to qualified service personnel.