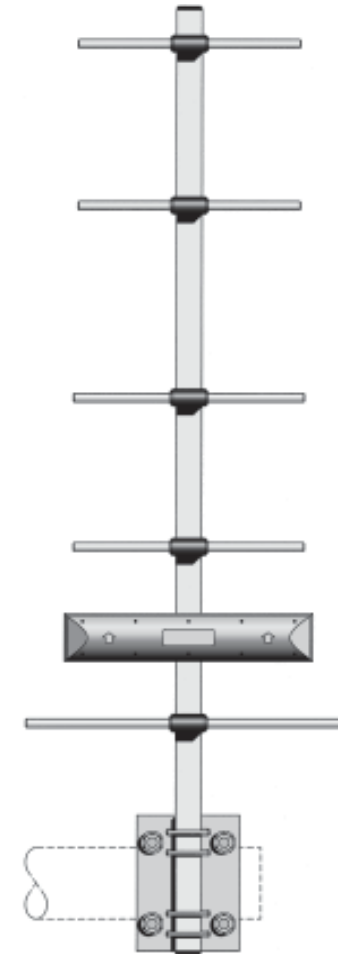
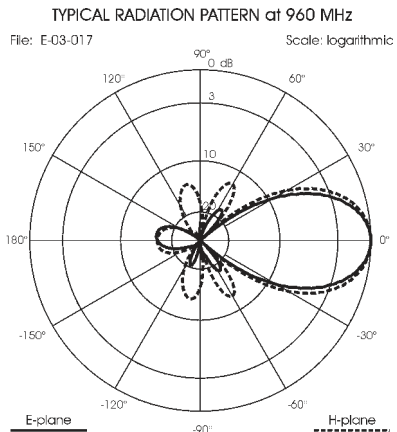
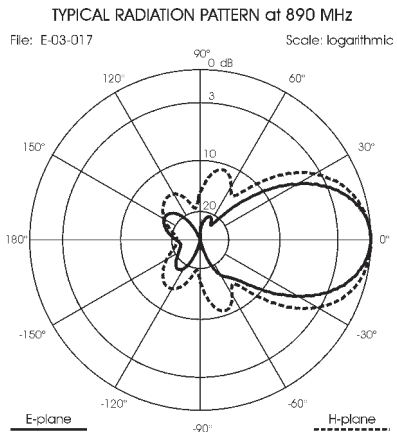
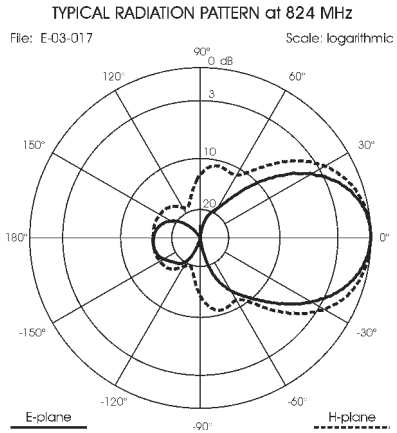


Model SY-906

Base Station 6 element Yagi Antenna 824-960 MHz



Installation Manual

DESCRIPTION

Base station antenna conceived for AMPS, TACS and GSM 900 cellular systems working on 824-960 MHz. The boom and the parasitic elements are made of aluminium and radiant dipole is realized on PCB in Microstrip technology protected by a thermoplastic material.

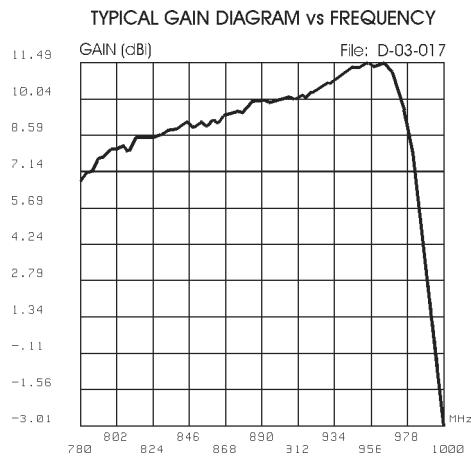
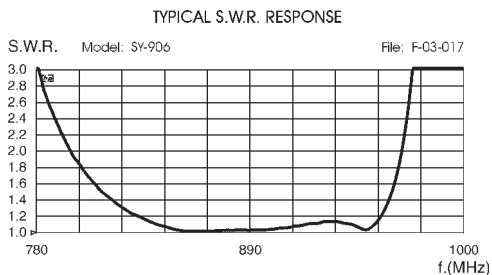
SPECIFICATIONS

Electrical Data

Type	:	6 element Yagi
Frequency Range	:	824-960 MHz (AMPS, TACS, GSM 900)
Impedance	:	50 Ω Unbalanced
Radiation	:	Directional
Polarization	:	Vertical
Max Gain	:	9.3 dBd, 11.5 dBi
Half Power Beamwidth	:	E-plane 47° / H-plane 58° at 890 MHz
Front to Back	:	> 16 dB
Cross Polarization isolation	:	> 20 dB
Bandwidth at V.S.W.R. 2:1	:	167 MHz
V.S.W.R.	:	$\leq 1.4:1$ from 824 to 960 MHz
Max Power	:	10 Watts
Feed System	:	Folded dipole with microstrip Balun, DC-Ground
Connector type	:	FME Male

Mechanical Data

Materials	:	Aluminium, Nickel brass, PCB, Thermoplastic
Dimensions (approx.)	:	190 x 580 x 60 mm
Turning Radius	:	560 mm
Mounting Mast Diameter	:	25-42 mm
Wind Surface	:	0.02 m ²
Wind Load / Resistance	:	27 N at 150 Km/h / 180 Km/h
Weight (approx.)	:	410 gr



MOUNTING INSTRUCTIONS

