

INSTALLATION MANUAL

62122F, 62130AF

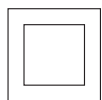
ecopanel



Complete with LED driver
Optional dimmable driver code 040058

62122F: 100-240V | 22W | IP40 | Die cast

| 220mm |




220mm



39mm

62130AF: 100-240V | 30W | IP40 | Die cast

| 300mm |

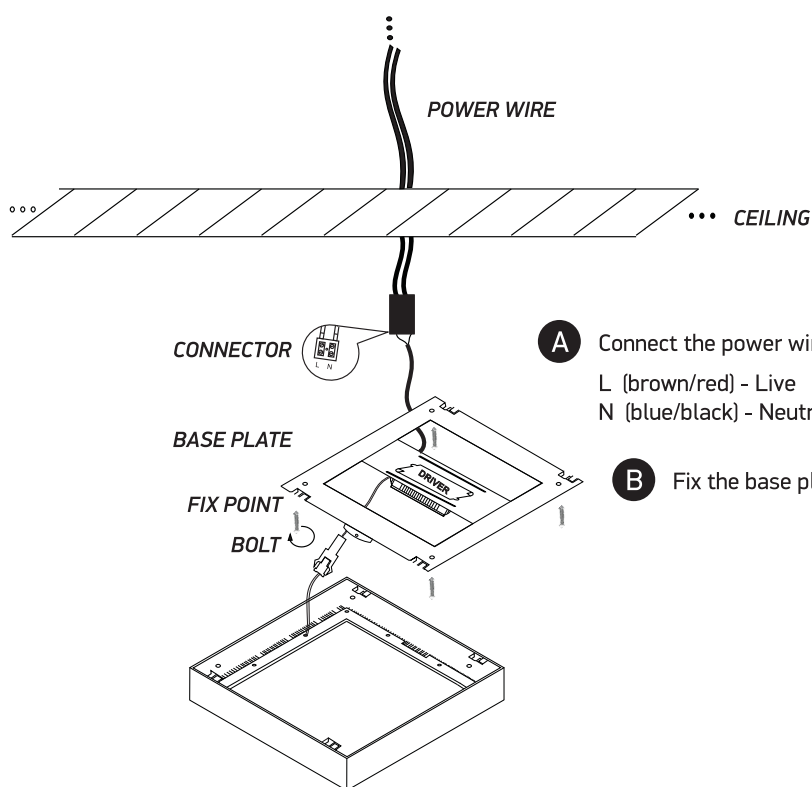


300mm



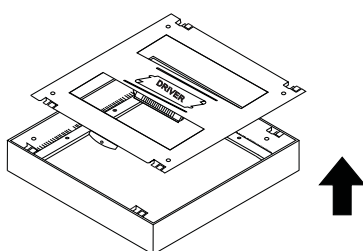
39mm

one
LIGHT

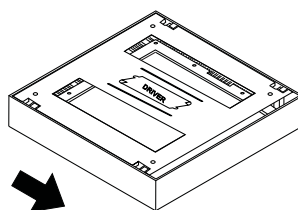


- A** Connect the power wires using the connector.
L (brown/red) - Live
N (blue/black) - Neutral
- B** Fix the base plate on the ceiling using screws.

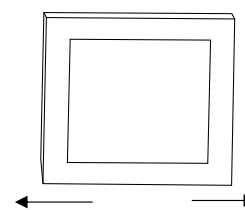
- C** Match the fix points.



- D** Close the fitting by pushing forwards, open it by pushing backwards.



Push forward to close the fitting



Push backward to open it

Pay attention to the label

Warnings:

1. Make sure that the product is installed properly before connecting to electricity.
2. Do not cover the fitting.
3. Maintenance and installation should only be carried out by a professional electrician.