



FLUID



FLD 60



FLD 40

ATTENTION!

Before start-up, in order to install correctly the FLD kit, we advise you to carefully follow the instructions contained in this manual and read it carefully. Incorrect installation could be results dangerous for objects or people; in addition, the installation must be carried out by people with adequate knowledge. Store this manual together at the manual of the pump in a safe place. Instructions concerning installation of the pump are indicated on the manual of the pump, please note that the safety rules/prescriptions foreseen on the manual of the pumps are extended also at the FLD kit.

CONTENTS

In the FLD kit are supplied the following items:

-) Telescopic hose, with hub and adaptor (T);
-) Pump with 90° connector;
-) Nozzle holder (S) + N° 2 M5 screws;
-) Hose with nozzle on one side and connector on the other side.
-) Sealing tape (teflon)

INSTALLATION

Install the FLD kit following the indication (see page 3, pictures 1,2,3,4)

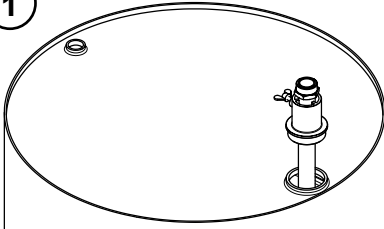
- 1) Extend the telescopic hose (T), insert the telescopic hose in the 2" threaded hole on the drum and screw the hub (B);
- 2) Apply the inlet of the pump on the adaptor and before, to avoid any leakage, apply on the thread of the adaptor at least 5 layers of sealing tape (teflon, supplied with the FLD kit).
- 3) Assemble the nozzle holder (S) on the bracket of the pump, using the two M5 screws supplied with FLD kit.
- 4) Screw the hose (H) on the outlet of the pump, put up the nozzle on its holder and the hose on its hook.

WARNING! To avoid any inversion drum risks, especially when the drum is nearly empty, it is necessary observe the following precautions:

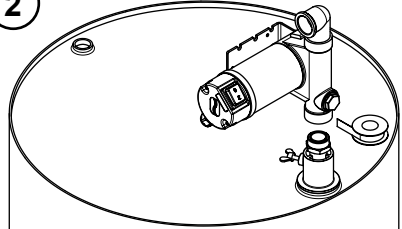
- a) During the assembling of the FLD kit, take care that the pump profile is inside the drum profile: with this preset the weight of the pump works against the inverting of the drum (see page 3, pictures 3 and 4).
- b) Ensure an adequate stability of the drum, fixing it with appropriate devices.

FLD 40

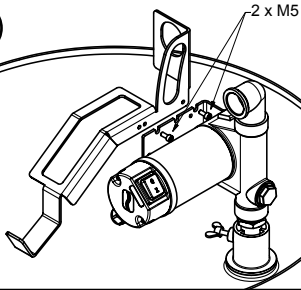
1



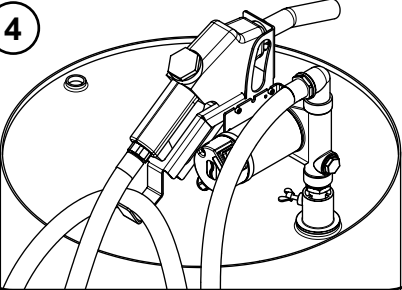
2



3

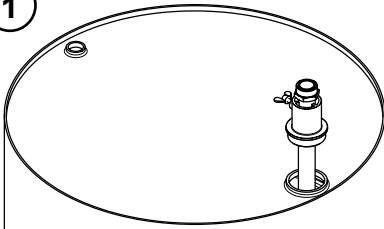


4

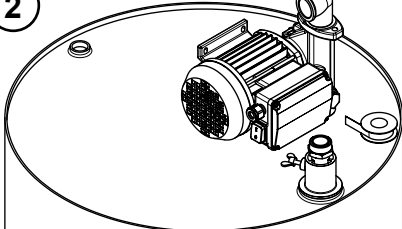


FLD 60

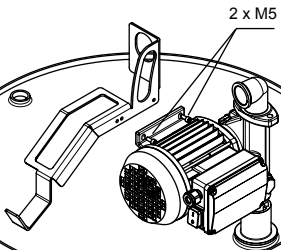
1



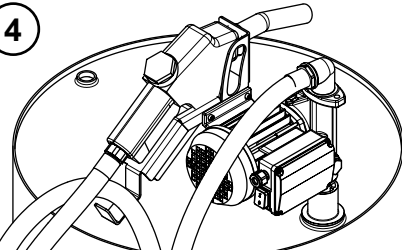
2



3



4





Timbro Rivenditore - Dealer's stamp

 **FLUID** s.r.l.

Fuel Transfer Equipment

via G. Fucà, 119 ZI Torrazzi Sud

41100 Modena (MO) Italy

Tel. +39 059 250307

Fax +39 059 250307

e-mail: info@fluiditalia.it

www.fluiditalia.it

Pictures and descriptions are FLUID srl properties. Technical datas and characteristics indicated are intended not binding and FLUID srl could change them without any advanced notice.