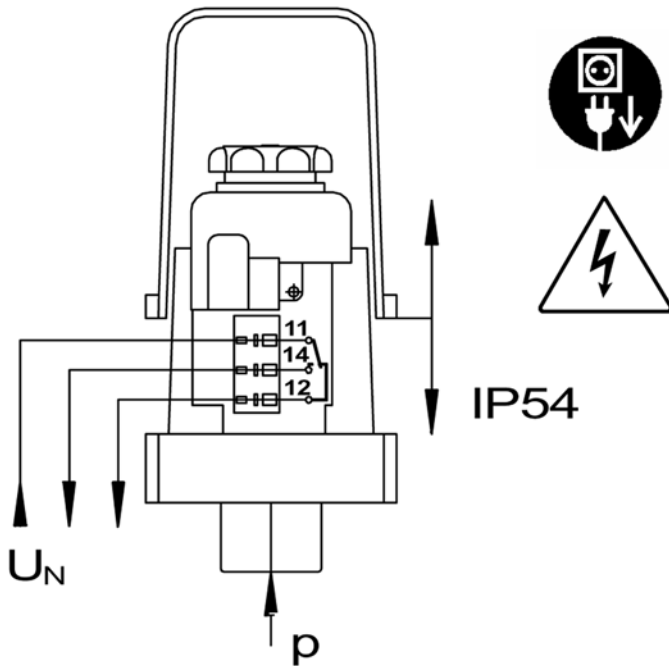
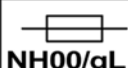
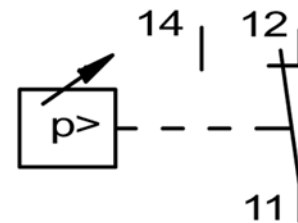




The relevant standards for running and installing electrical appliances are to be observed. Installation and connection by skilled personnel only, after installing accessories function of device to be checked by skilled personnel only.

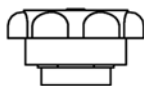


EN/IEC 60947-5-1 (AC-15)			
$I_e$	$I_{the}$	 NH00/gL	$U_e$ (50/60Hz)
4A	10A	10A	250V~

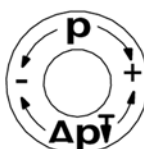


**CAUTION:** Pressure setting is only possible when applying pressure to the switch.

Cut-out pressure  $p_0$



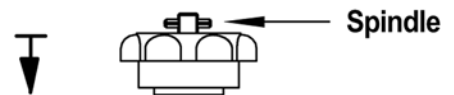
$p_0$  lower: turn wheel to the left  
 $p_0$  higher: turn wheel to the right



Differential  $\Delta p$

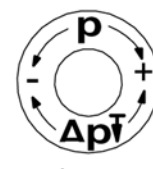
$$\Delta p = p_0 - p_u$$

Press wheel downwards

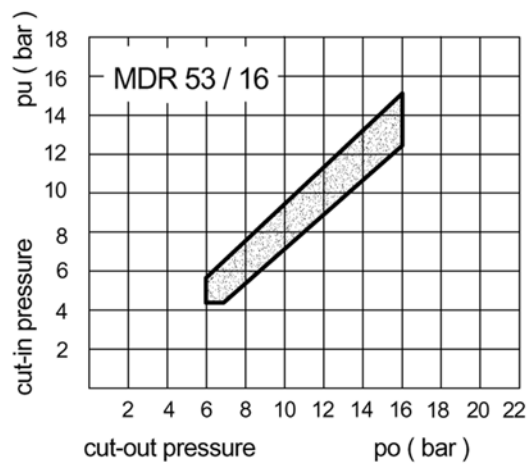
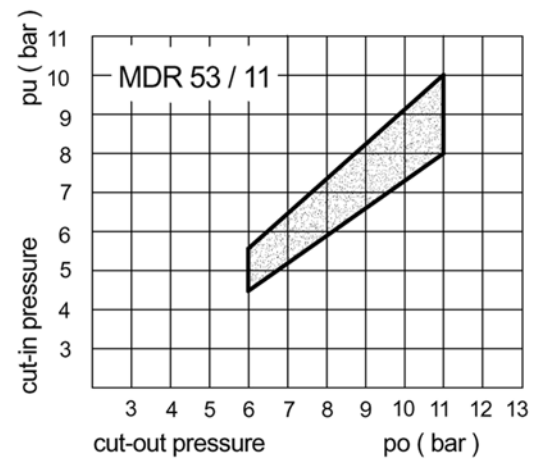
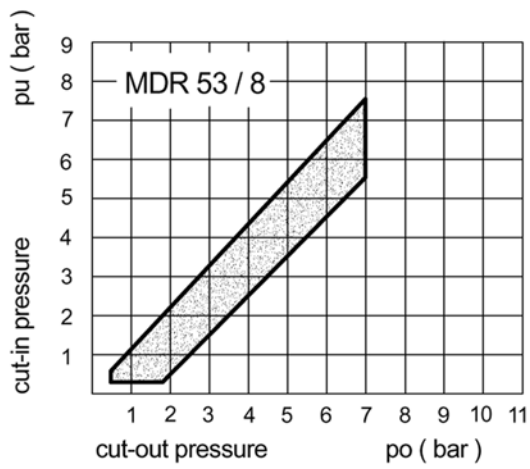
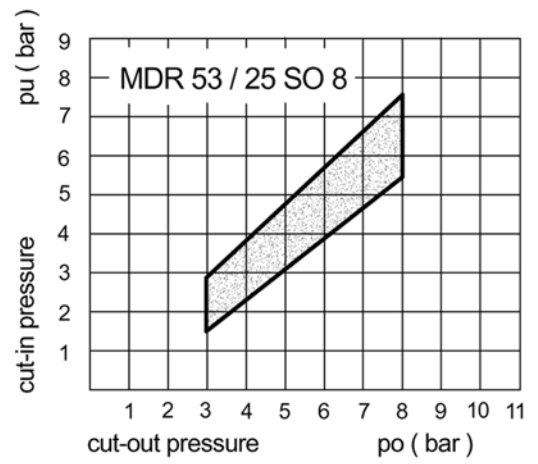
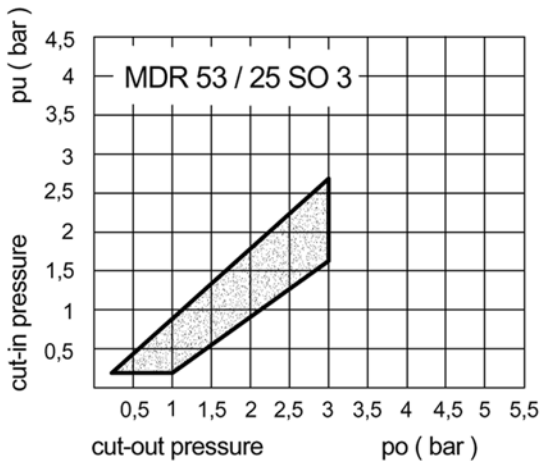


$\Delta p$  lower: turn wheel to the right

$\Delta p$  higher: turn wheel to the left



If the spindle moves when turning, lowest possible  $\Delta p$  has been reached. In order to loosen, turn wheel to the left holding the spindle tight.



**Condor Pressure Control GmbH**

Warendorfer Straße 47 - 51  
D-59320 Ennigerloh

Telefon +49 (0) 25 87 / 89 - 0  
Telefax +49 (0) 25 87 / 89 - 140

info@condor-pressure-control.com  
www.condor-pressure-control.com