



SERVICE MANUAL

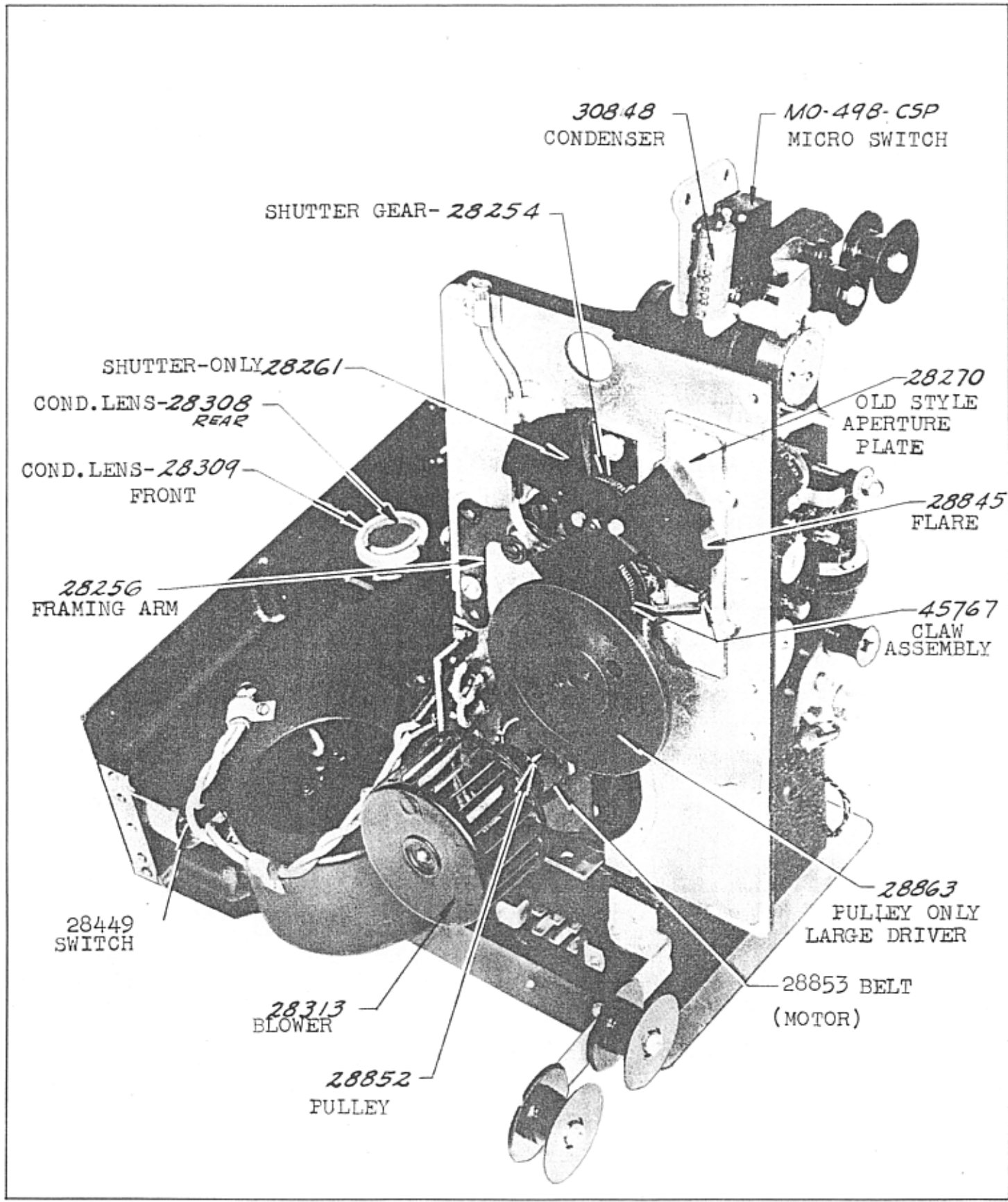


FOR THE
MILLS

PANORAM

DESCRIPTION	TROUBLE CHECK CHART POSSIBLE CAUSE	REMEDY
1. Loses both loops . . .	Reel payout drive belt loose or broken. Tight film on continuous reel. Reel payout bearing and shaft frozen. Reel payout ball bearing bad. Neoprene band greasy or slipping Upper feed sprocket shoe out of adjustment	Replace or adjust belt. Remove 2 turns from inside diameter. Repair or replace. Replace
2. Loses lower loop . . .	Claw dirty Bad sprocket hole. Film binding in gate Bad splices. Tight film	Clean claw. Remove and splice film Check for thick splices. Check guide springs. Repair film Remove 2 turns from inside diameter.
3. Loses upper loop . . .	Sound drum bearings too free (at end of subject). Pressure roller too much tension Film sticky and adhering to sound drum (when machine shuts off)	Thread film under 2 small bakelite rollers located between sound drum and takeup sprocket. Tension on spring should be 14 oz. Clean film with solution.
4. Safety switch cuts out	Broken film. Film too loose on reel Sticky film played out too fast by payout pulley. Film binding in reel	Repair break Wind one or two turns on outside diameter Move idler roller to next hole up on continuous reel. Clean film with solution.
5. Projector noisy . . .	Claw adjustment too wide Claw hitting aperture plate and shoe Shutter bearing. Projector belt frayed.	Adjust claw. Adjust "in and out" cam. Replace shutter bearing. Replace belt.
6. Tears sprocket hole . . .	See #1 above See #2 above	
7. Travel Ghost.	Shutter out of adjustment.	
8. Chatter in machine. . .	Check all solenoid magnets	Align armature arm with field core.
9. Picture motion unsteady. . .	Not properly threaded. Side pressure springs on aperture plate weak.	Check loops for proper length. Replace springs. Groove in aperture plate or claw.
10. Picture Indistinct. . .	Lens dirty Condenser lens dirty Mirror dirty or silver impaired. Projector lamp Low voltage.	Clean. Clean. Clean or replace. Replace.
11. Film scratched.	Film shoe, emulsion side Payout pulley (Neoprene band) Cut off switch guide roller Sound drum roller. Aperture plate Emulsion hardened on film gate shoe. Emulsion hardened on aperture plate. Cleaner tubes. Cleaner felts. Dirty and sluggish guide rollers	Clean or replace. Clean, Sluggish, clean or replace. Clean. Clean or replace. Clean, Clean, Bend away from film Remove from holders. Clean,
12. Picture, no sound . . .	Exciter lamp burned out. Photo electric cell. Amplifier tubes. Transformer. Oscillating coil	Replace. Replace. Replace. Replace. Replace.
13. Sound, no picture . . .	Projector lamp burned out. Lamp retarder relay. Lamp switch.	Replace. Check contact points. Check if off.
14. Low sound.	Amplifier tubes. Low voltage. Amplifier condenser or resistors Reflector mirror out of place or broken. Optical unit out of adjustment	Replace. See Page 1 Replace. Replace Adjust
15. Tone wavy or "waves"	Sound drum shaft or bearings Film Pressure roller, wrong tension Pressure roller, dirt accumulated.	Replace. See Para., Neoprene band. Clean film. Adjust or replace spring. Clean,
16. Tone distorted	Audio coupling condensers. Amplifier tubes. Output condenser	Replace. Replace. Replace.
17. Sound intermittent . . .	Exciter lamp plug, and socket. 6F6 tube Oscillating coil	Check connections. Replace. Replace.
18. High "hum heard" . . .	Amplifier, open grid - open filter Grid and plate leads too close to A.C. "Neon lights" in location.	Replace. Reroute wires.
19. Tone noisy	Tubes. Switches Volume control Loose connections in amplifier Loose connections in socket and plugs.	Replace. Replace or repair. Replace or repair. Repair. Repair
20. Microphonic.	Amplifier tubes 6J7 - 6J5 - 6F6, Audio oscillator Remote volume control.	Replace. Replace. Replace.





30848
CONDENSER

MO-498-CSP
MICRO SWITCH

SHUTTER GEAR-28254

SHUTTER-ONLY 28261

COND. LENS-28308
REAR

COND. LENS-28309
FRONT

28256
FRAMING ARM

28449
SWITCH

28313
BLOWER

28852
PULLEY

28853 BELT
(MOTOR)

28863
PULLEY ONLY
LARGE DRIVER

28270
OLD STYLE
APERTURE
PLATE

28845
FLARE

45767
CLAW
ASSEMBLY

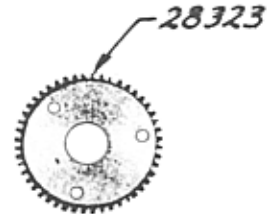
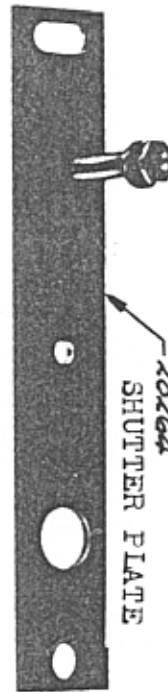

CLAW, CAM & GEAR ASSEMBLY

PG-201 CLAW

CAM & GEAR ASSEMBLY

MO-1449 GEAR ONLY

58672 CAM ONLY



CLAW THRUST SPRING

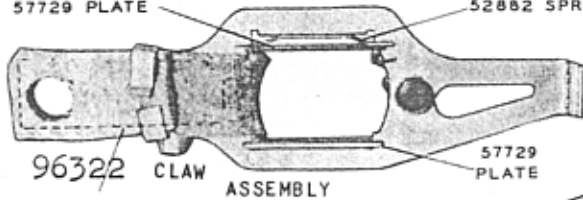
28352

28265 CAM SHAFT

10129

57729 PLATE


52882 SPRING



96322 CLAW

ASSEMBLY

57729 PLATE

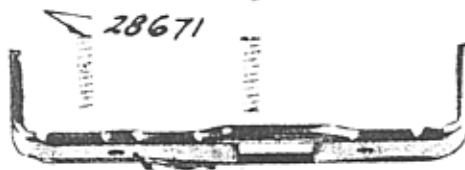


28273


28269 APERT. SPRING




28845 FLARE




28337 PICTURE GATE SHOE



28325 STEEL IDLER




28326 MO-1448 GEAR ONLY



APERTURE PLATE & GUIDE

28846

45652-guide




28268 WORM GEAR

28324



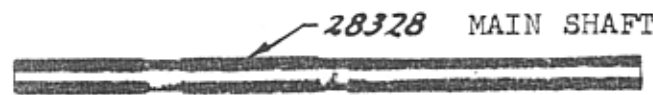
28829 UPPER SPROCKET SHAFT



28829 LOWER SPROCKET SHAFT

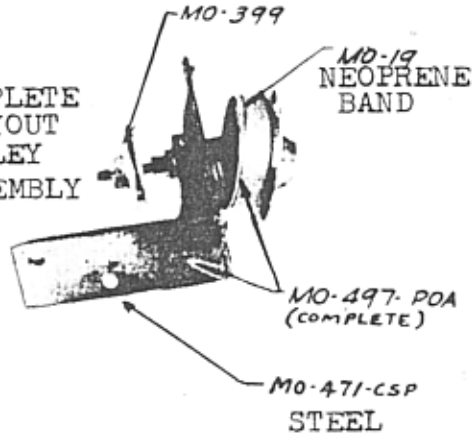
ECCENTRIC

28267



28328 MAIN SHAFT

COMPLETE PULLEY ASSEMBLY



MO-399

MO-19 NEOPRENE BAND

MO-497-POA (COMPLETE)

MO-471-CSP STEEL




28843 -UPPER & LOWER SPROCKET SHAFT BUSHING

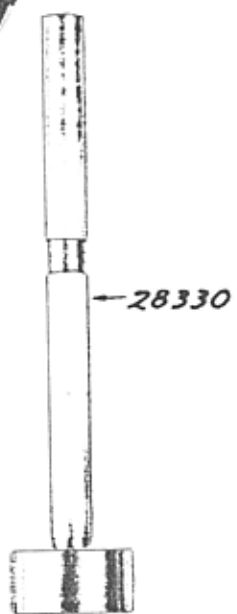
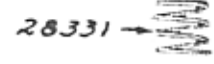
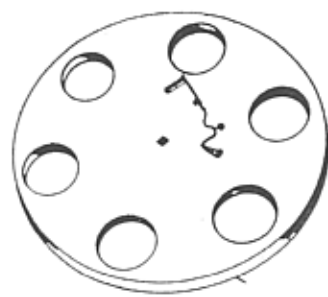
28349

28844- DRIVE SHAFT BUSH. NEARER TO BELT


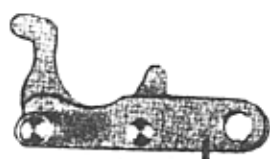
DRIVE SHAFT BUSH. FARTHER FROM BELT



MO-1410
FORMING DRUM



28275 LOWER
28274 UPPER
SHOE



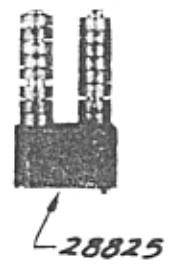
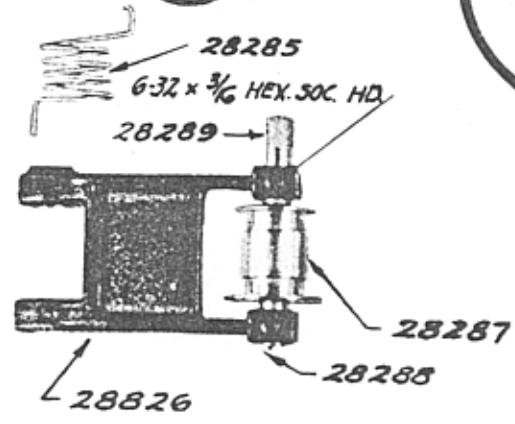
SPROCKET




MO-50
PLAYOUT
BELT



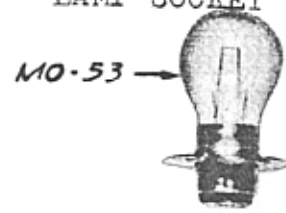
PROJ.
MOTOR
BELT
28853



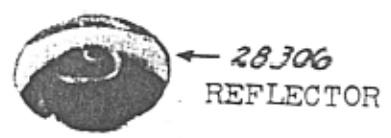
28825



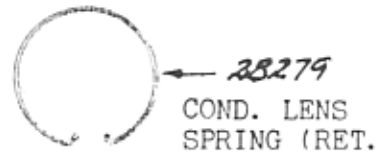
25461
LAMP SOCKET



MO-53



28306
REFLECTOR



28279
COND. LENS
SPRING (RET.)



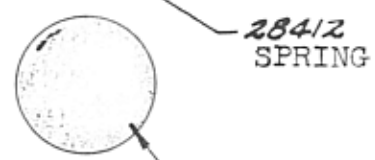
28309
HOUSING



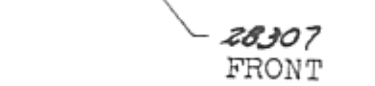
28514
SPRING



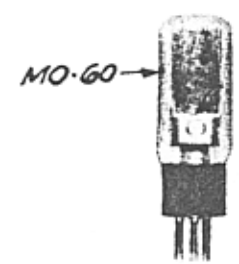
28308
REAR COND.
LENS



28412
SPRING



28307
FRONT



MO-60



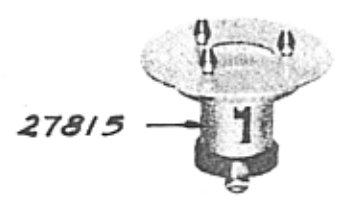
28998



28193



28340



27815

REPLACEMENT PARTS

MO-18	SCREEN
MO-19	RUBBER DRIVING RING (NEOPRENE BAND)
MO-41	MERCURY SWITCH (DURAKOOL)
MO-50	34 - 3/4 "V" BELT
MO-52	PROJECTION LENS COATED
MO-53	EXCITER LAMP
MO-60	PHOTO CELL
MO-68	PANORAM BOOSTER TRANSFORMER
MO-471	REEL BRACKET
MO-491	STOP SWITCH LEVER AND PLATE ASSEMBLY
MO-497	BALL BEARING PULLEY AND BRACKET ASSEMBLY (USED ONLY)
MO-500	MOVIE PROJECTOR ASSEMBLY - COMPLETE - (USED ONLY)
MO-505	REEL ASSEMBLY (USED ONLY)
MO-620	CLEANING PADS-PANORAM
MO-690	FILM CLEANING SOLUTION
MO-714	PROJECTOR OIL
25461	SOCKET (PROJECTOR LAMP)
27815	SOCKET (EXCITER LAMP)
28193	OPTICAL UNIT
28254	SHUTTER FIBER GEAR
28256	ARM (FRAMING)
28261	SHUTTER
28264	SHAFT AND PLATE (SHUTTER)
28268	WORM (MAIN DRIVE)
28269	SPRING (APERTURE SIDE PRESSURE)
28273	PLUNGER (PRESSURE SHOE)
28274	SHOE (UPPER SPROCKET)
28275	SHOE (LOWER SPROCKET)
28278	GEAR (78-TOOTH) FIBER
28279	RING (CONDENSER LENS RETAINING)
28285	SPRING (PRESSURE ROLLER BRACKET)
28287	ROLLER (PRESSURE ROLLER)
28306	REFLECTOR (PROJECTOR LAMP)
28307	FRONT CONDENSER LENS
28308	REAR CONDENSER LENS
28309	HOUSING (CONDENSER LENS)
28313	BLOWER (MOTOR)
28323	GEAR (48 TOOTH SPROCKET GEAR AND COLLAR)
28323	GEAR (48 TOOTH SPROCKET GEAR LESS COLLAR)
28324	SHAFT (LOWER SPROCKET)
28325	GEAR (113 TOOTH, L.H. STEEL IDLER GEAR)
28326	FIBER GEAR (113 TOOTH, WITH COLLAR)
28326	FIBER GEAR (113 TOOTH, LESS COLLAR)
28328	SHAFT (DRIVE SHAFT LESS WORM)
28330	DRUM AND SHAFT ASSEMBLY
28332	DRUM SHAFT BALL BEARING (.275" wide)
28337	PICTURE GATE SHOE
28340	PHOTO CELL SOCKET
28341	COVER (PHOTOTUBE)
28348	DRUM SHAFT BALL BEARING (.497" WIDE)

28349 BUSHING (DRIVE SHAFT FARTHER FROM BELT)
 28352 SPRING (CLAW ASSEMBLY THRUST)
 28395 SHAFT (PRESSURE ROLLER ARM)
 28412 CONDENSER LENS SPRING
 28671 SPRING (PICTURE GATE SHOE PLUNGER)
 28826 ARM (PRESSURE ROLLER)
 28827 SHIELD (EXCITER LAMP)
 28828 BRACKET (OPTICAL)
 28829 SHAFT (UPPER SPROCKET SHAFT)
 28830 BRACKET (PHOTOTUBE)
 28831 GATE (PICTURE GATE ONLY LESS ALL PARTS)
 28843 BUSHING (SPROCKET SHAFT UPPER)

 28844 BUSHING (DRIVE SHAFT BUSHING, NEARER BELT)
 28845 SHIELD (APERTURE LIGHT SHIELD)
 28849 PIPE (OIL)
 28853 BELT (PROJECTOR DRIVE)
 28855 CONNECTOR (3 CONTACT, PHOTO CELL)
 28856 PROJECTOR MOTOR
 28859 CAPACITOR (FOR PROJECTOR MOTOR) (75-87 MFD.)
 28861 CONNECTOR (4 CONTACT ON EXCITER LAMP LEAD)
 28863 PULLEY (LARGE DRIVER)
 28998 MIRROR AND BRACKET
 96322RCA CLAW, CAM AND GEAR ASSEMBLY (NEW TYPE) (COMPLETE)

WRITE FOR ITEMS NOT LISTED

(ALL RCA 400 PARTS AVAILABLE)

ALSO PARTS FOR THE MODEL 474 SONO-VISION CABINET PROJECTION

KIMBALL 6-2358

LAKES PANORAM SERVICE & PARTS CO.

1905 N. WABASH AVE.

ROUND LAKE, ILL.

PANORAM PROJECTOR REPAIRING

SONO VISION SERVICE