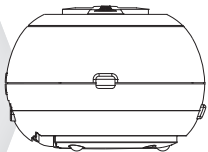


# PENDO MICRO SPEAKER



## USER MANUAL

> Please read carefully before use



### Contents

#### Packing list:

- 1x Speaker
- 1x User Manual
- 1X USB Connector

User Manual



Speaker



USB Connector



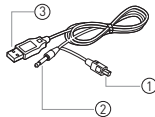
△ This cable is not compatible for data connectivity with other devices except for this product only.



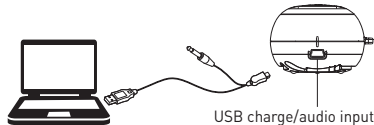
#### Warning!

This device contains an internal power supply. Please read the manual carefully before usage.

### Charging



- 1) USB charge/audio input.
- 2) 3.5mm audio plug.
- 3) Standard USB connector.



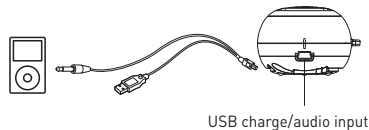
To charge the speaker, connect the USB connector cable to the speaker and to a USB port.

When the speaker is charging a red light will shine.

When the charge has completed, a blue light will shine.

Note: When the charge is almost complete a blue and red light will shine.

### Single Play



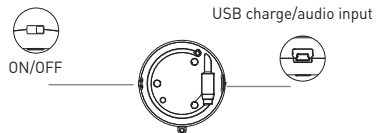
Connect the 3.5mm audio cable to any music player devices with a 3.5mm audio plug.

Turn the speaker switch on and a blue light will shine.

Your speaker will now play the music.

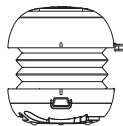


### Diagram and Function Description

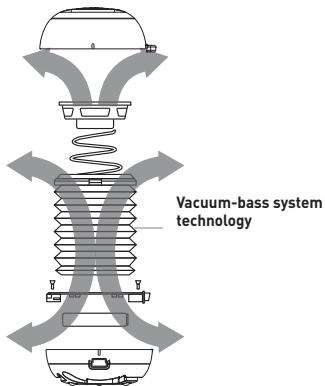


1) Close the Resonator

2) Open the Resonator



### Vacuum-bass System



### How to open/close the speaker resonator



**Step 1.**  
Hold speaker firmly by its base and top cap.



**Step 2.**  
Turn top cap anti-clockwise (5mm).



**Step 3.**  
The top cap will spring up to expand resonator.



**Step 4.**  
Hold speaker firmly by its base and press top cap toward speaker base.



**Step 5.**  
Turn top cap clockwise (5mm).

### Specifications

**Model: MRS12**  
 Dimension: (w) 50mmx (h) 40mm (Closed Mode)  
 Net Weight: 60g  
 Speaker: (w) 36mm  
 Input: L/R 350mV  
 Power Output: 2.7w  
 S/N:  $\geq 75$ dB  
 AMP Freq Range: 200Hz - 16KHz  
 Charge Voltage: 4.2V  $\pm$  0.05V  
 Suitable Temperature: 0°C-40°C  
 Charging Time: 2 hours



**Please don't pull extendable resonance of this bassbox forcibly. It will be damaged by this!**

