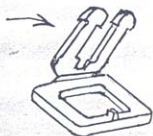


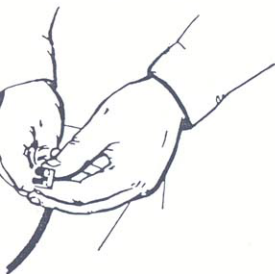
# Operating Instructions

.....for using  
SECURA Plastic Strapping with  
Plastic self-sealing buckles.

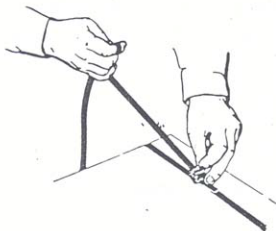
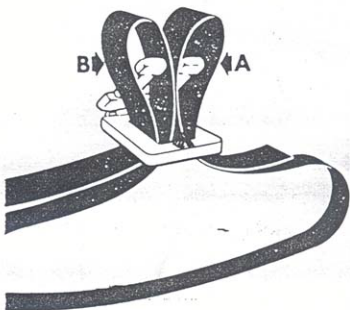


1. Pre bend plastic buckle

2. With the coil of plastic strapping behind you, encircle package, bottom first, so loose end is on top. Loop (A) of loose end with several centimetres doubled over itself and insert this loop into buckle loosely. Leave it there while you double up the strap length from the coil to form a loop (B) which is also into the buckle.



3. Guide one leg of the buckle into each loop.



4. Take slack out of the strap by pulling on the coil length as you keep the buckle from sliding.



5. Pull the coil length strongly as you hold the strap with your thumb for maximum hand tension.