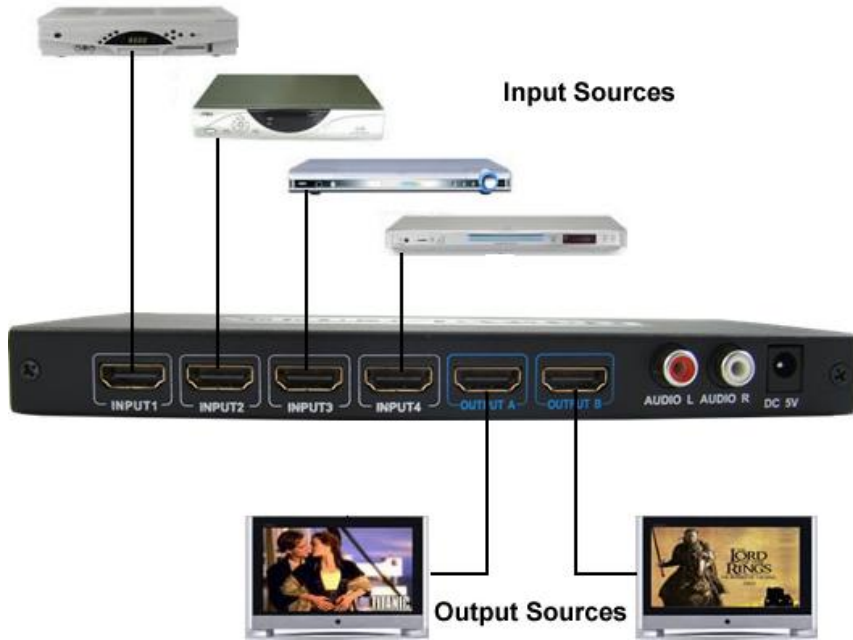


V. CONNECTION IMAGE



4x2 HDMI Matrix Switch USER MANUAL

VI. BOX CONTENTS

Item	Qty	Remark
4x2 HDMI Matrix	1pcs	
Power Supply	1pcs	DC 5V@2A
Remote Control	1pcs	
User Manual	1pcs	

Thanks for taking this product. Before application, please read this manual carefully.

I . INTRODUCTION

This matrix is with 4 HDMI inputs and 2 HDMI outputs. It is a true matrix and can distribute any one of 4 sources to either of 2 displays, and can work as a splitter to show the same source on 2 displays simultaneously. It is HDMI 1.3 V and supports full HD 1080p.

II . FEATURES


- Distributes any one of 4 sources to either of 2 displays or to both 2 displays simultaneously;
- Compatible with full HD 480i, 480p, 576i, 576p, 720p, 1080i and 1080p;
- Switch easily between multiple HDMI sources via remote control or via buttons on the unit;
- With inner IR receiver to enlarge IR remote control signal;
- HDMI 1.3 V and compliant with HDCP;
- Power: 5 watts (Max);
- Power Supply: DC 5V/2A

III. OPERATION INSTRUCTIONS

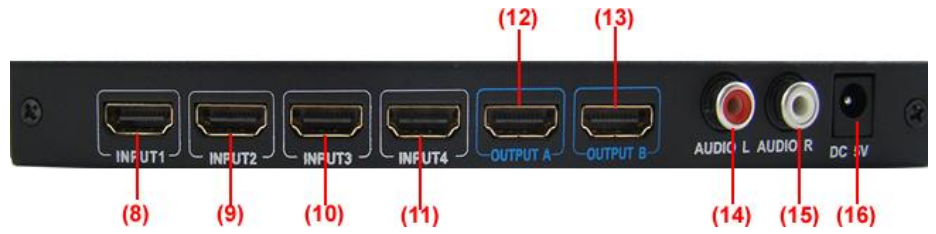
- i .Make sure the power supply is switched off before attaching HDMI sources and displays;
- ii . Connect HDMI sources and displays in;
- iii. Attach power supply

NOTE: Please attach and extract HDMI cables gently.

IV. INTERFACE SPECIFICATION



- (1). Power Switch
- (2). Power LED
- (3). IR Receiving Window
- (4). LED of Selecting Output A
- (5). LED of Selecting Output B
- (6).Switch Button of Output A
- (7). Switch Button of Output B



- (8). HDMI Input 1
- (9). HDMI Input 2
- (10).HDMI Input 3
- (11). HDMI Input 4
- (12). HDMI Output A
- (13). HDMI Output B
- (14). Audio Left for HDMI output A
- (15). Audio Right for HDMI output A
- (16). Power Socket