

User guide

This site requires Google Chrome or Safari for best performance

The Life Science industry map of Stockholm-Uppsala is a visualization tool which plots life science companies in the region on a dynamic map. The companies displayed on the map are also listed in the annual Stockholm Uppsala Life Science (SULS) International life science report.

The map shows the location of life science companies, universities, support organizations, technology transfer organizations, Science Parks etc.

How to use it

The map is based on Google maps and is operated in a similar way in terms of moving and zooming.

Zooming

Use the scroll button on the mouse or your trackpad to zoom in and out of the map.

Moving

Click and drag to move around in the map window.

There are four windows on the site.

Map window : displays the companies as coloured circles based on their core business. Individual companies can be highlighted by clicking on the circles (the icon starts bouncing).

“Search within view” : is an interactive panel which allows selecting categories of companies. Click the tick boxes to select/deselect the company categories that you wish to see on the map. Individual companies can also be searched for using the free text search box at the top.

[The free text search box can also be used to select companies according to the categories in the annual international life science report \(SULS\) ^{*}. Type #, followed by the name of the category* in the free text search box, E.g. “#Diagnostics”.](#)




“Selected company” : displays links and information about the highlighted companies. The symbol next to the company name shows which category it belongs to (compare to the “Search within view” window for legend). The company name is linked to the website whenever applicable. The company’s address is shown as well as a link to public financial information about the company.

“Hits within view” : Lists all the companies within the chosen zoom view. The counter in the blue bar shows the number of companies within the current view.

** Pharmaceutical, MedTech, Diagnostics, Biotech tools and supply, Pharmaceutical M&S, MedTech M&S, Diagnostics M&S, Biotech tools and supply M&S, CRO, Other services, Environmental biotechnology, Food-related biotechnology and Agricultural biotechnology*

The windows can be collapsed to give more space by clicking on the blue bar at the top of each window.

Legends

 M&S	Marketing and Sales mainly
 R&D	Research and Development, incl. manufacturing and M&S of own products.
 Manufacturer	Manufacturing mainly
CRO	Contract research organization
Other Services	Knowledge intense services mainly targeting for life science.
Support organizations	Governmental and non-profit organizations supporting life science industry
TTO/Inc/SP	Technology Transfer Offices/Incubators/Science Parks

En investering för framtiden



EUROPEISKA UNIONEN
Europeiska regionala
utvecklingsfonden