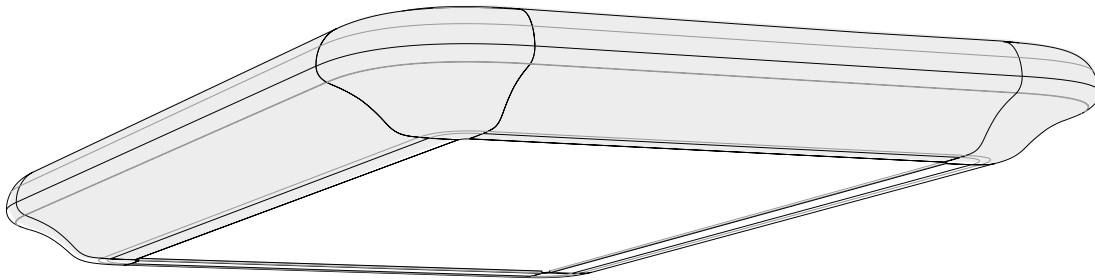
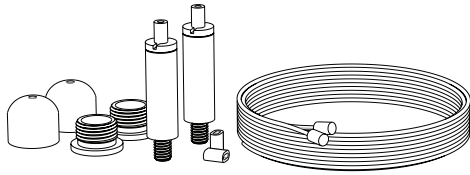




# Ceram Owners Manual



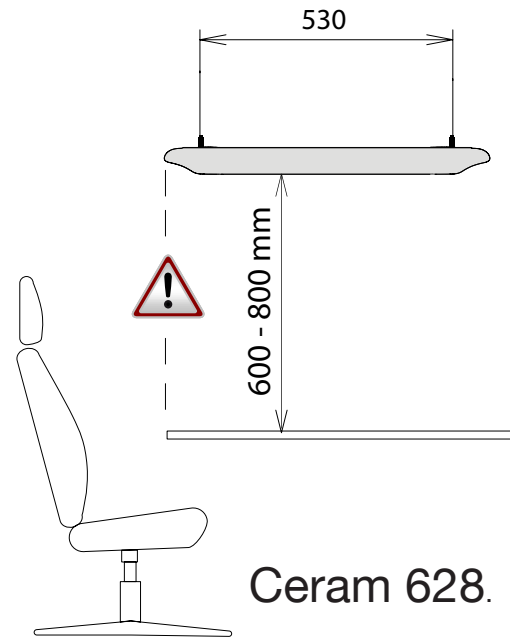
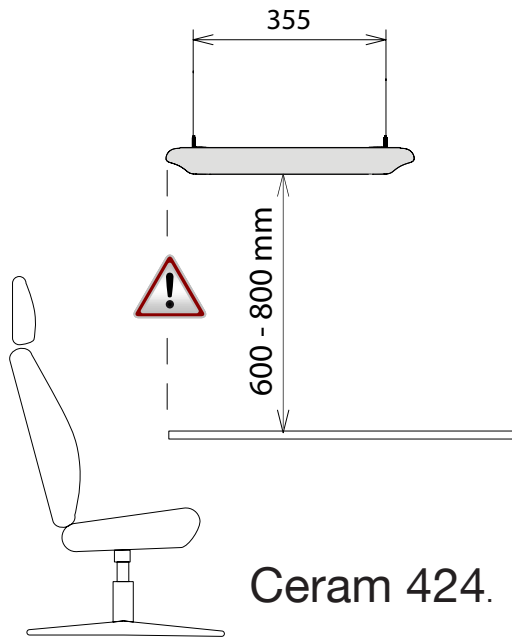
**Note: Don't use sharp objects when unpacking the luminaire!**

## 1. Unpacking Your Ceram luminaire

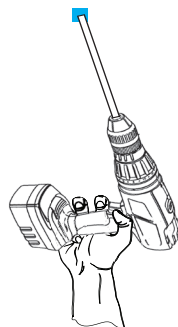

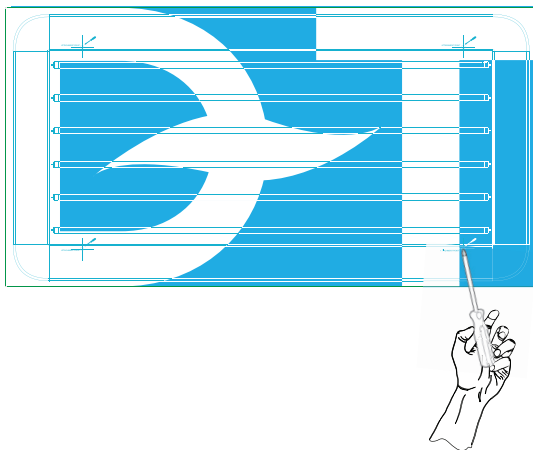
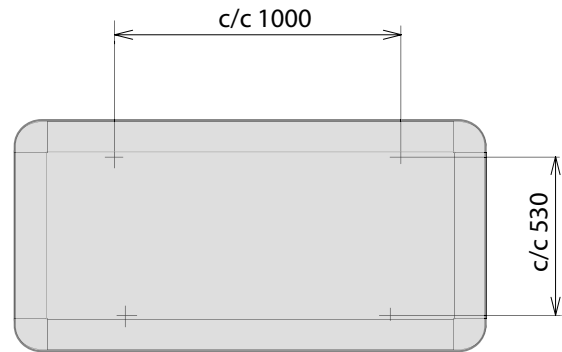
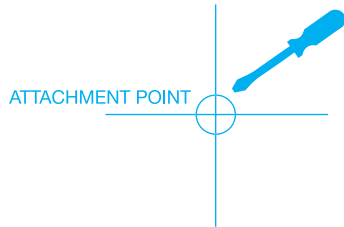
Carefully open the packaging without using any sharp objects!

In the packaging you will find the following items:

- Wire arrangements for attaching the luminaire to the ceiling. (Ceram 424 / 628: 4 pcs, Ceram 224 / 254: 2 pcs)
- The Ceram luminaire



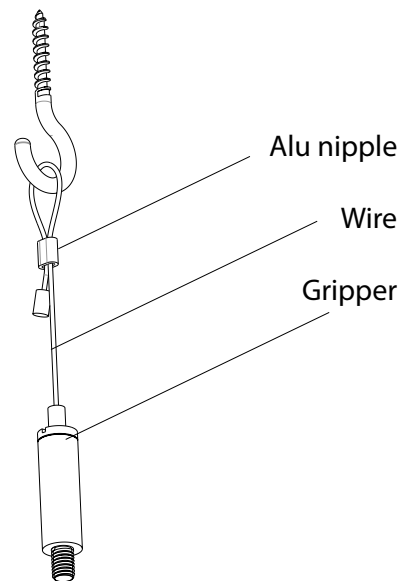
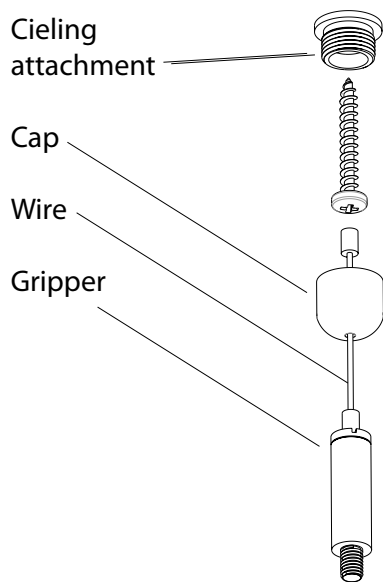
## 2. Positioning Your Ceram luminaire



### 3. Preparing the mounting of Your Ceram 424 /628 luminaire

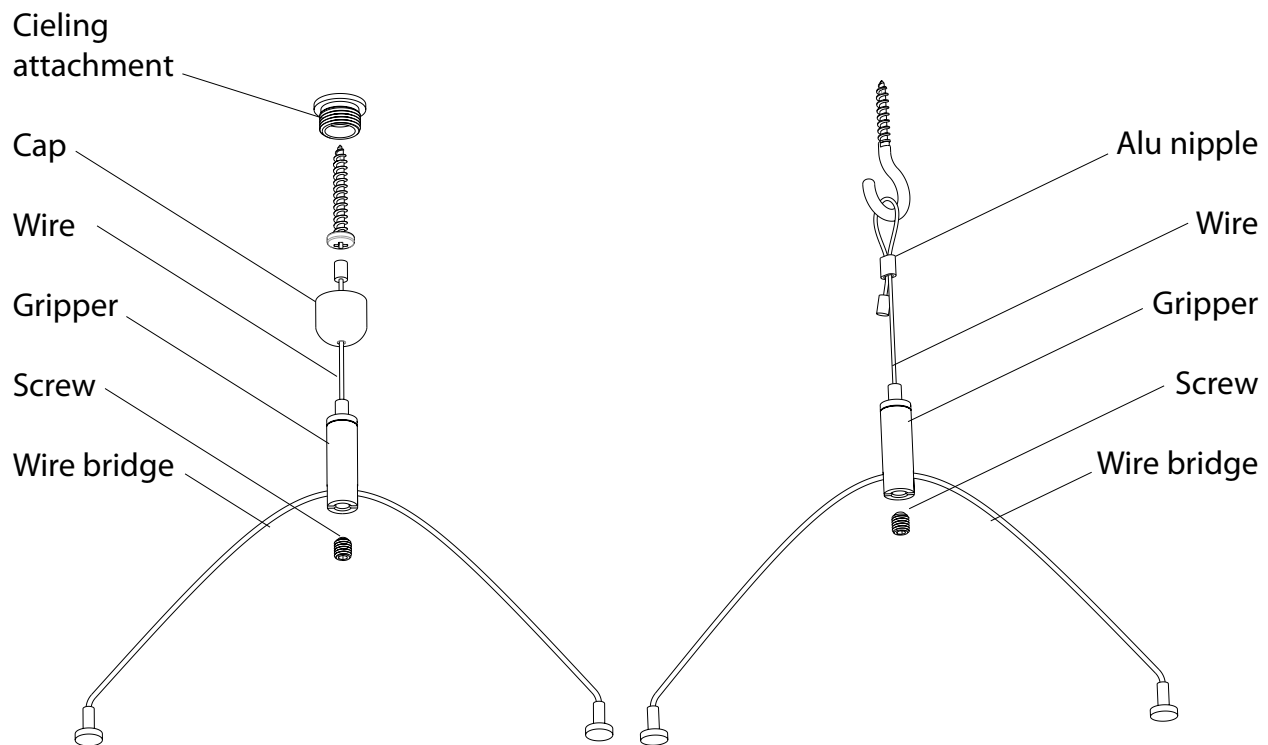
AFTER unpacking the luminaire you can use the packaging as a guide for marking the attachment points in the ceiling.

- Use the front part of the packaging and punch four holes with a screwdriver or similar.
- Position the cardboard lid where you want to mount the luminaire, mark out the four points and drill your holes for the attachment.



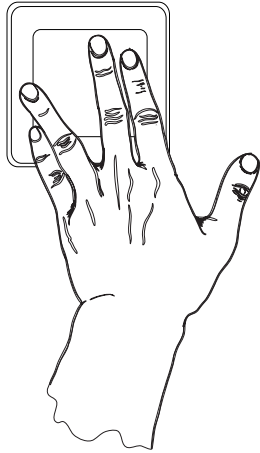
## 4. Mounting Your Ceram 424 /Ceram 628 luminaire in the cieling

These items are provided with the luminaire. Use the one suitable for your needs.



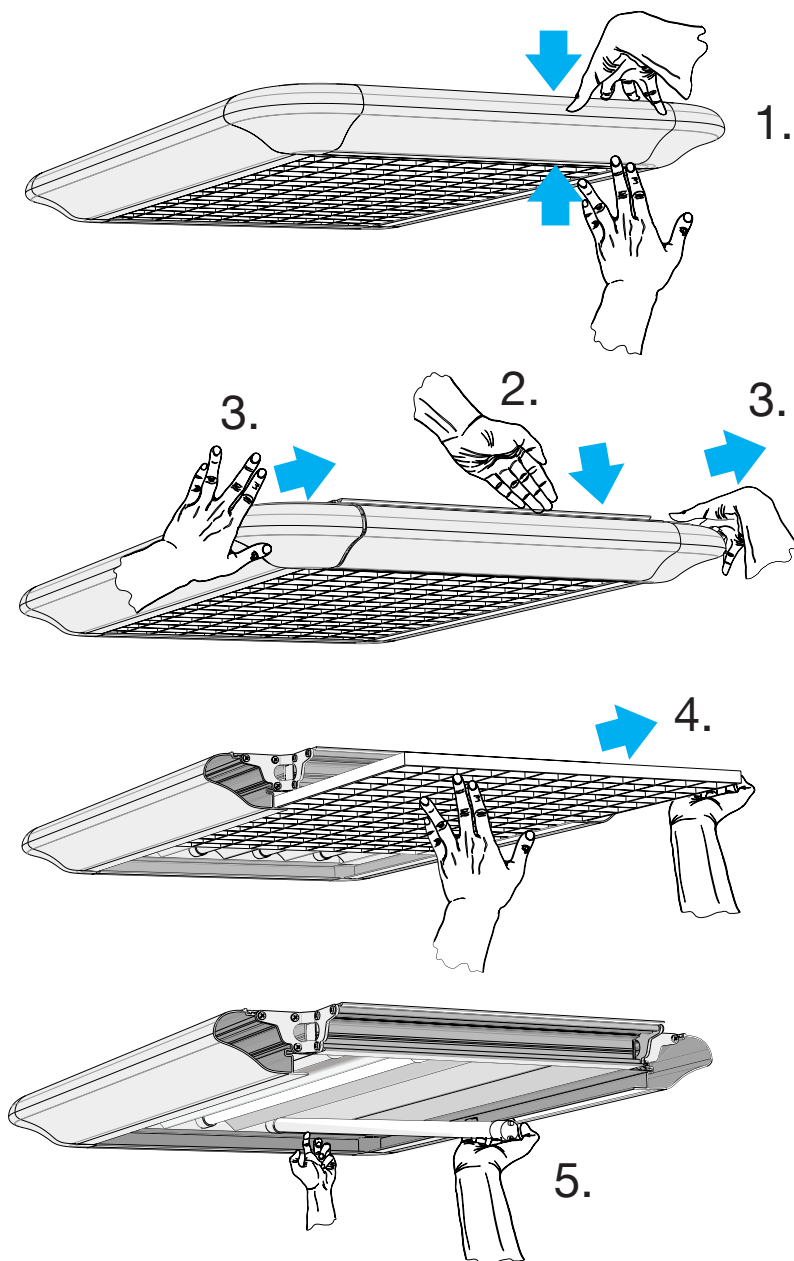
#### 4. Mounting Your Ceram 254 /Ceram 224 luminaire in the cieling

These items are provided with the luminaire. Use the one suitable for your needs.



## 5. Operating Ceram luminaire

The dimmer function and the indirect light (upward lighting) is normally operated by a wall switch. The indirect light (upward lighting) is optional.



## 6. Exchange of lights

- Ceram 224
- Ceram 254
- Ceram 424
- Ceram 628




On-line support:  
<http://d-tec.se/support>

- Bruksanvisning
- Manuel d'utilisation
- Bedienungsanleitung
- Manual del propietario
- Käyttöopas







Facts: Ceram 224 / 254

- High power – 224: 3500 lux /254: 6500 lux.
- Environmentally friendly and energy-saving.
- Size: 224:755 x 360 mm / 254: 1355 x 360 mm.
- Weight: 224: 5 kg / 254: 7 kg.

Facts: Ceram 424 / 628

- High power – 424: 4800 lux /628: 9600 lux.
- Environmentally friendly and energy-saving.
- Size: 424:755 x 525 mm / 628: 1355 x 700 mm.
- Weight: 424: 7 kg / 628: 11 kg.

D-TEC AB

Varavägen 12

SE-465 94 Nossebro

Phone: +46 (0)31-96 93 02 Fax: +46 (0)31-96 60 92

E-mail: [mailbox@d-tec.se](mailto:mailbox@d-tec.se)

[www.d-tec.se](http://www.d-tec.se)