

Fuji 0167



USER MANUAL

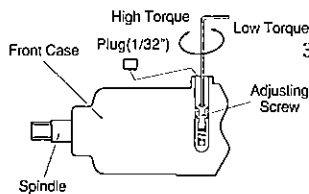
— PULSE WRENCH SHUT-OFF TYPE —

MODELS : FPT-550S-1, FPT-550SD-1, -10

BOLT & NUT SETTERS
SCREW DRIVERS
ABRASIVE TOOLS
DRILLS · TAPPERS
PERCUSSION TOOLS
AIR MOTORS & OTHERS
OTHER PRODUCTS

■ Torque is preset at the min. torque of Recommended Torque Range when the tool is shipped. Adjust torque before use.


■ How to Adjust Torque



1. Unscrew Plug(1/32") on Front Case by F-712 Hex Pin Wrench.
2. Turn Spindle by hand until Adjusting Screw can be seen through Plug hole.
3. Turn Adjusting Screw clockwise by F-701-1 Hex Pin Wrench to increase torque and counter clockwise to decrease torque.
4. Screw Plug back to Front Case by F-712 Hex Pin Wrench after setting torque.
5. Always set Plug to Front Case when using wrench.



FPT-550S-1



FPT-550SD-1, -10

SPECIFICATIONS

Model	Bolt Size	Recommended Torque Range			Rotational Frequency	Distance from Center to side		Square Drive Size		Bit Shank Size		Overall Length		Mass		Air Consumption (At Load)		Air Hose Size	
		mm	N·m	kgf·m		ft·lb	mm	in	mm	in	mm	in	mm	in	kg	lb	m ³ /min	ft ³ /min	mm
FPT-550S-1	M6-M8	12-20	1.2-2.0	8.9-14.8	5000	23	29/32	9.5	3/8	—	—	250	9 27/32	1.05	2.3	0.35	12.4	6.3	1/4
FPT-550SD-1(10)	M6-M8	12-20	1.2-2.0	8.9-14.8	5000	23	29/32	—	—	6.35	1/4	251	9 57/64	1.06	2.3	0.35	12.4	6.3	1/4

* Use all above model at 0.5~0.63 MPa (5.0~6.3kgf/cm²) air pressure.
 * The performance figures are at 0.63MPa(6.3bar).
 * Air Inlet Thread : PT or NPT 1/4".


⚠ Refer to "The Instructions and Warning for Safety Use" enclosed in each tool box.

FUJI AIR TOOLS CO., LTD.

2-1-14 Kamiji, Higashinari-ku, Osaka, 537-0003 Japan

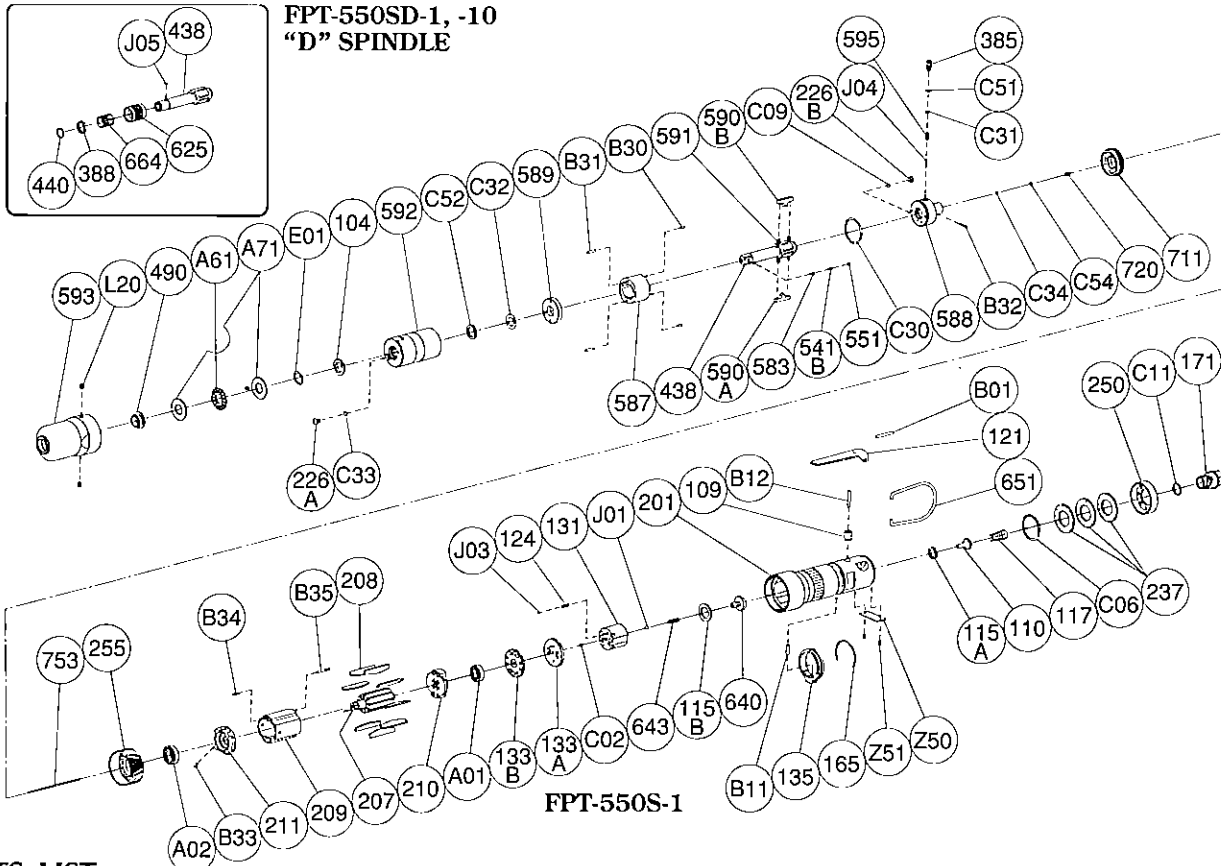
Tel : (06)6972-2335

Fax : (06)6972-2250



PARTS LIST MODEL: FPT-550S-1, FPT-550SD-1, -10

EXPLODED VIEW



PARTS LIST

Index No.	Parts No.	Parts Name	Qt.	Index No.	Parts No.	Parts Name	Qt.	Index No.	Parts No.	Parts Name	Qt.
FPT-550S-1 FPT-550SD-1, -10				589	W-331589-00	Oil Cylinder Lower Plate	1	210	W-299210-00	Cylinder Upper Plate	1
Assy No.	W-343006-00	Housing Assy <PT>		590A	W-285590-00	Spindle Blade	1	211	W-343211-00	Cylinder Lower Plate	1
Assy No.	W-343006-01	Housing Assy <NPT>		590B	W-285590-01	Spindle Blade	1	(B33)	SP-2.55	Spring Pin	1
109	W-299109-00	Throttle Valve Bushing	1	591	W-254591-00	Blade Spring	2	255	W-299255-00	Motor Fastening Nut	1
110	W-299110-00	Throttle Valve	1	592	W-330592-00	Cylinder Case	1	640	W-343640-00	Stop Valve	1
115A	W-299115-00	Throttle Valve Sheet	1	595	W-330595-00	Torque Adjusting Spring	1	643	W-343643-01	Stop Valve Spring	1
117	D-001117-00	Throttle Valve Spring	1	711	W-331711-00	Cylinder Cover	1	651	W-100651-00	Hanger	1
121	M-073121-00	Throttle Valve Lever	1	720	W-302720-00	Piston	1	753	W-343753-00	Piston Rod	1
171	W-299171-00	Inlet Joint <PT>	1	B30	NR-2.56	Needle Roller	2	A01	BB-EE2	Ball Bearing	1
171	W-299171-01	Inlet Joint <NPT>	1	B31	NR-2.512	Needle Roller	2	A02	BB-EE3	Ball Bearing	1
201	W-343201-00	Housing	1	B32	P-1.510.5	Pin	1	A61	NB-NTB1226	Thrust Ball Bearing	1
237	W-299237-00	Muffler Pad	3	C09	O-S3(H)	"O" Ring	1	A71	TW-AS1226	Thrust Washer	2
250	W-299250-00	Exhaust Cover	1	C30	O-S27.5F(H)	"O" Ring	1	B11	NR-412	Needle Roller	1
B01	SP-325	Spring Pin	1	C31	O-P3(H)	"O" Ring	1	C02	O-S2	"O" Ring	1
B12	NR-321FR	Needle Roller	1	C32	O-KX12(H)	"X" Ring	1	C11	O-S12.5	"O" Ring	1
C06	O-S28F	"O" Ring	1	C33	O-S3(H)	"O" Ring	1	E01	WW-12	Spring Washer	1
Assy No.	W-330033-00	Front Case Assy		C34	O-S1.4F	"O" Ring	1	J01	B-4	Ball	1
490	W-331490-00	Spindle Bushing	1	C51	BR-P3T2	Back Up Ring	1	J03	B-3	Ball	1
593	W-330593-00	Front Case	1	C52	BR-112	Back Up Ring	1	Z50	NP-1125	Name Plate	1
(L20)	PL-1/32	Plug	2	C54	BR-S2.5FT2	Back Up Ring	1	Z51	NPN-0X3.2	Screw Rivet	2
FPT-550S-1				J04	B-3	Ball	1	It is common with FPT-550S-1 excluding the undermentioned parts.			
Assy No.	W-330021-10	Oil Cylinder Assy <BF>		115B	W-343115-00	Throttle Valve Sheet	1	FPT-550SD-1, -10			
104	W-254104-00	Bushing	1	124	G-005124-00	Knock Spring	1	Assy No.	W-330021-11	Oil Cylinder Assy	
226A	W-184226-00	Oil Plug	1	131	W-343131-00	Reverse Valve	1	438	W-330438-02	Spindle <D>(for FPT-550SD-1)	1
226B	W-331226-00	Oil Plug	1	133A	W-343133-00	Reverse Valve Sheet	1	Assy No.	W-330021-12	Oil Cylinder Assy	
385	W-331385-00	Adjusting Screw	1	133B	W-343133-01	Reverse Valve Sheet	1	438	W-330438-03	Spindle <D>(for FPT-550SD-10)	1
438	W-330438-01	Spindle 	1	135	W-216135-00	Reverse Valve Lever	1	388	W-305388-00	Spring Holder	1
(541B)	W-252541-00	Button Retainer Spring	1	165	W-216165-00	Stop Ring	1	440	W-305440-00	Ring	1
551	W-252551-00	Plug	1	207	W-302207-00	Rotor	1	625	W-305625-00	Bit Cover	1
583	W-252583-00	Retainer Button <F>	1	208	W-285208-00	Rotor Blade	9	664	W-305664-00	Finder Spring	1
587	W-285587-00	Oil Cylinder	1	209	W-343209-00	Cylinder	1	J05	B-3	Ball	1
588	W-343588-00	Oil Cylinder Upper Plate	1	(B34)	SP-28	Spring Pin	1	Z50	NP-1128	Name Plate	1
				(B35)	SP-220	Spring Pin	1				

□ Assy No. denotes no. of the assembled parts comprising of more than 1 pc. of parts.

The related parts are shown in the thick frame.

□ Index Nos. 209, 211, 438 and 593 are supplied together with parts shown in (). ■ Standard Accessory : F-701-1.....1.5mm Hex. Pin Wrench 1.

□ Specify parts number and quantity in ordering.

F-712.....2mm Hex. Pin Wrench 1.