



**Audio BT System**  
Installation manual

05272-ING

**Corradi**  
OUTDOOR LIVING SPACE



Dear Installer

This manual contains advice for a rapid and precise installation of the various components.

Although we are sure that you know how to use our products we still recommend that you read our indications carefully.

We always welcome any suggestions or indications on possible improvements to the installation techniques or the layout of the manual.

We would also remind you that during installation you should always use materials that are in full respect of the environment.

It is also good practice to release, in addition to the declaration of conformity as required by law, a final declaration of correct installation according to the specifications in the manual.

Audio BT System is a CORRADI S.p.A. product.

All technical interventions necessary for the installation must be carried out by authorised and specialised technicians.

All unauthorised interventions (tampering, technical modification etc.) during the warranty period will invalidate said warranty.

CORRADI S.p.A. reserves the right to make technical modifications to the components or products, except for the main features, at any time and without prior notice.

## INDEX

Symbols	4
Checking material, unpacking and preparation	6
Kit composition	7
Connections	8
Technical features	9
Wiring	10
System installation on Helyos	11

# SYMBOLS

## SYMBOLS

The symbols indicated are used to draw the attention of the installer to arguments of particular importance for the safety of persons, the product or to indicate particular operating conditions



Attention: general operating note



Attention: greater attention to what you are reading



Attention: general hazard; possible risk of damage to persons, property, components



Attention: risk of electrical hazard



Attention: risk of crushing hands



Contact: CORRADI S.p.A. or the authorised retailer

## GENERAL PRECAUTION



Before undertaking any assembly, maintenance or cleaning operations, make sure that you have fully understood the indications in this manual. Failure to respect the regulations contained herein relieves CORRADI S.p.A. of all responsibility for damage caused to persons, animals, property and/or components. The installation personnel must scrupulously respect the local accident prevention regulations in force.



All electrical connections for movement, installation of automation accessories etc. must only be made by qualified personnel.  
If the structure is motorised and installed at a height of less than 250 cm from the ground, the control button must be of the 'dead-man' type and the opening and closing operations must be clearly visible.



In the case of any incompatibility, contact CORRADI S.p.A.

## GENERAL SAFETY WARNINGS

### Destination of use

Any improper use of AUDIO BT SYSTEM relieves CORRADI S.p.A. of all liability.  
When using the canvas it is good practice to remember that all moving parts can be a source of danger.



Do not remove any casings after the installation and, if they are removed for maintenance, make sure that before removal the power supply is cut off (in case of motorised movement).

It is recommended never to intervene on moving parts and to ensure that no operator is near to the awning before reactivating it after a technical or maintenance intervention.



It is compulsory to cut off the power supply (if present) when carrying out an installation, maintenance, repair or adjustment intervention.



It is recommended that a caution sign be placed on the power supply master switch with the following indications:  
"Attention! Do not touch. Service personnel at work".

## PRECAUTIONS AND WARNINGS

The maintenance and installation personnel (installers, electricians etc.) must have sufficient expertise and psychophysical and attitudinal requirements for undertaking the tasks at hand.  
Always check the correct mounting and working efficiency of the electrical and manual drives during the assembly.



In case of anomalies, immediately stop the work and contact the service department of CORRADI S.p.A.



The use of non-original spare parts, or unauthorised interventions or modifications shall relieve CORRADI S.p.A. of any responsibility for damage caused to persons, animals or property.  
It is absolutely forbidden to tamper with the fixings, the supports, the guides, the fixtures, the command and idler units and any other component of the AUDIO BT SYSTEM.



### **ATTENTION**

All values indicated are expressed in centimetres (unless otherwise specified).

### **PRELIMINARY CHECKS**

On receipt of the packed goods and before starting their assembly, check the integrity of the material and the presence of all the components necessary for the installation.

Carefully follow the information contained in the "Material check, unpacking and preparation" section.



In case of anomalies, immediately contact the authorised retailer or CORRADI S.p.A.

# MATERIAL CHECK, UNPACKING AND PREPARATION

## PRELIMINARY CHECKS

The AUDIO BT SYSTEM is delivered in a strong package that protects it from knocks or scratches. There is a label on the package that indicates:

on the package that indicates:

- Manufacturer data
- Order number
- Name of addressee
- Customer reference number
- N° of the parcel

Before opening the package, check that the data corresponds with that in your possession.

All the elements necessary for mounting the structure, the accessories needed for mounting and the installation, the use and maintenance manual are inside the package.

<b>CORRADI SPA</b> Via Brini, 39 40128 Bologna (ITALIA) tel.051-4188411 - Fax.051-4188400	<b>Corradi</b> OUTDOOR LIVING SPACE
Cliente / Customer:	XXXXXX
Indirizzo / Address:	XXXXXXXXXXXXX XXXXXXXXXXXXXXXXXXXX
Ordine nr: XXXX/X	Collo/Pack 1 di 1
 L406396M0010	
ETICHETTA PESO	
Packing list n°:	XXXXXX
Contenuto/Content:	Comando
Mark:	0010
Rif/Ref:	FPSERVICE
Numero:	XXXXXXXXXXXXX



### N.B.:

fixing elements such as screws, plugs etc. are not included and must be chosen by the installer based on the type of fixture foreseen (wall, wood, metal etc.).



Proceed as follows:

- Remove the elements from the packaging.



### Attention:

do not use a knife to avoid the risk of ruining the paint or metal elements.

**The system comprises 3 basic elements:**

- 1) The sound diffusers, which can be supplied in different models, and in quantities varying from 2 to 4.
- 2) The double insulated safety power unit (class II) also suitable for controlling outdoor devices.
- 3) The amplifier with two-channel, self-configuring Bluetooth® module, requiring no calibration or programming.



**Audio diffusers 4 x Mask2 8 ohm**



**Power unit 12Vdc 35W**



**Amplifier 2 x 15W**

# CONNECTIONS

The connection can be made easily by an authorised technician, using the terminal boards as shown in the figure.

The system is fitted with complete protection against overvoltage and overloads or short-circuits at outlet

The connecting cables can be up to 20 m in length, with a minimum section of 0.5 mm<sup>2</sup>.

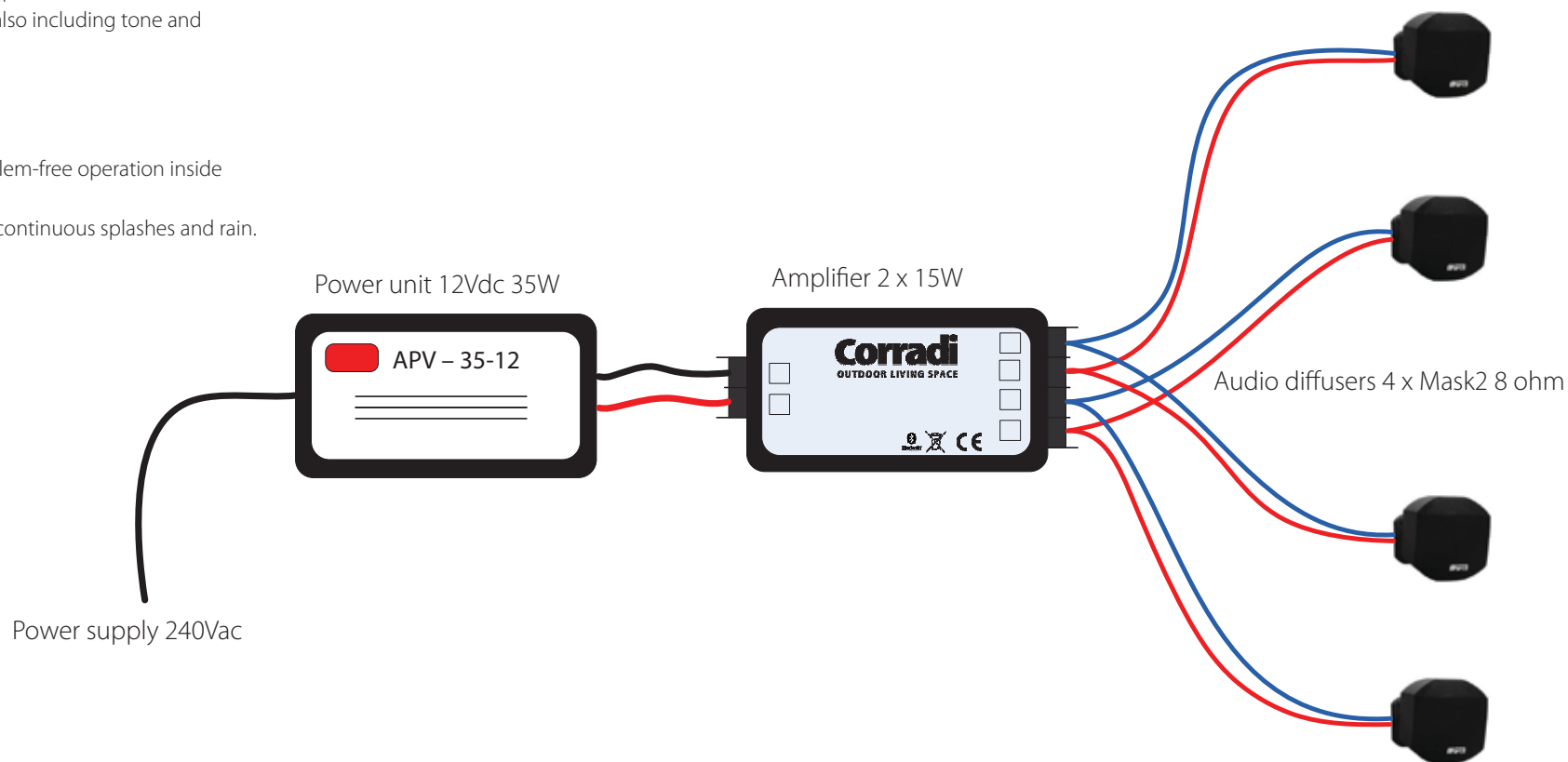
The system has no warning lights; correct operation is checked simply through any Bluetooth device, connecting to the system with "SURE HIFI" id.

Any Bluetooth reproducer (Android, Apple and other makes) or other preferred software can be used, also including tone and equalizer control.

## PRECAUTIONS AND MAINTENANCE

AUDIO BT SYSTEM is designed for problem-free operation inside structures and product housings.

It must however be protected against continuous splashes and rain.





## Power supply:

Input 90- 264Vac (max 0.5 A)

Overload and Overvoltage protection with autoreset

Compliant with the following regulations:

Safety EN60950-1

Electromagnetic emissions EN55022,EN61000-3-2 Class A,EN61000-3-3

Disturbance immunity EN55024,EN61000-4-2,3,4,5,6,8,11

Dimensions of power unit 84 x 57 x 29.5mm

## Amplification

Nominal output power 2x15W

Impedance supported for two outlets 4 ohm

Distortion @ 10Wrms 0,5 %

Compliant with the following regulations:

Safety EN 60065 (Update 01/2003)

Immunity and emissions EN 61000 - 6 – 1

Specific standard for audio app. EN 61305-3

Dimensions 170 x 80 x 50mm

Weight 0.12 Kg

## Diffusers basic model

Material reinforced ABS

2.5" woofer with extended range

Dispersion 120°

Response 120-20KHz

Front panel in silk and ABS

Measurements 94x82x108mm complete with hinged bracket

Weight 440g

## REFERENCE STANDARDS

AUDIO BT SYSTEM is manufactured in compliance with the following regulations:

EN 61558 -1 Safety of transformers

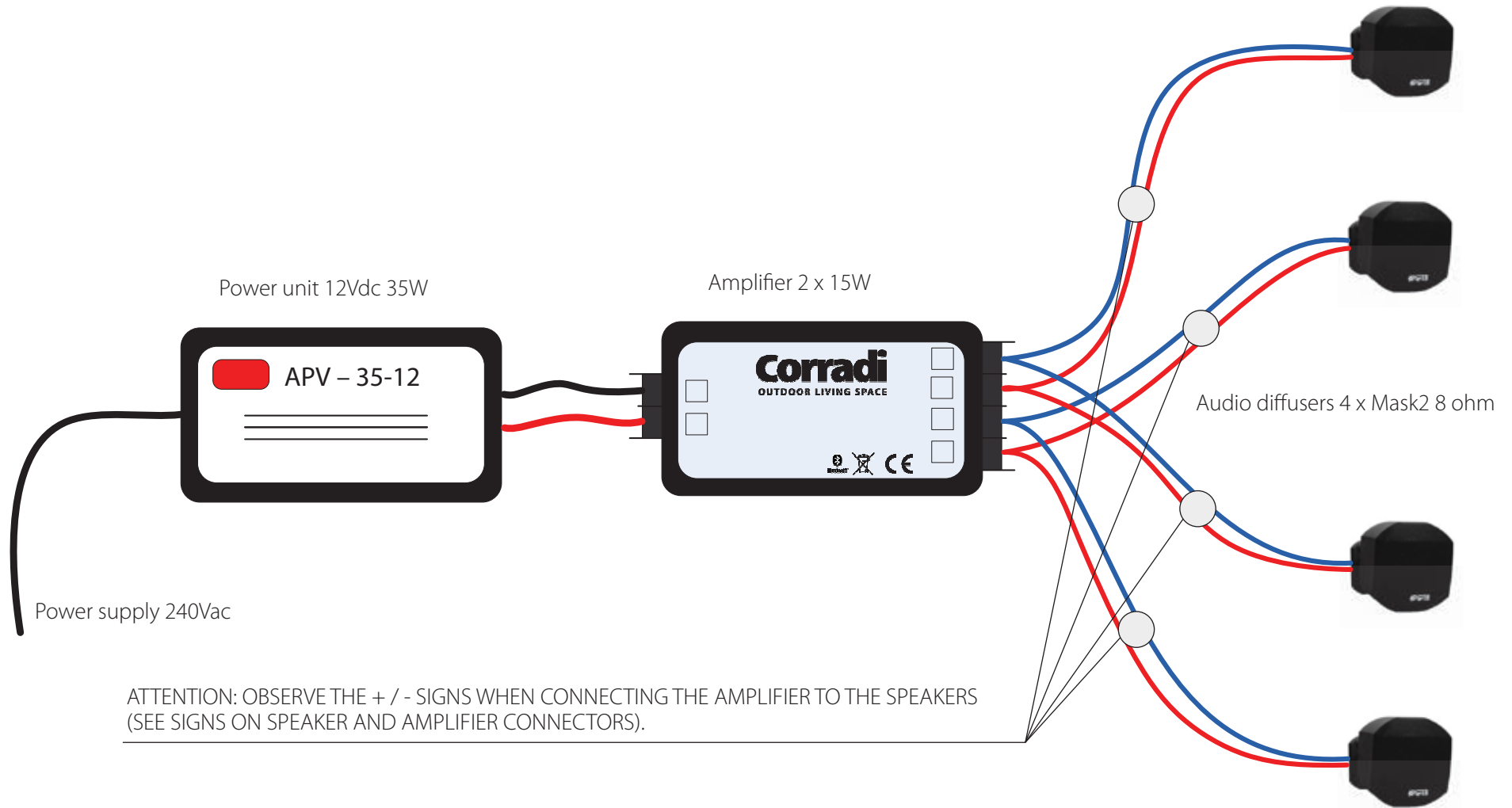
EN 60065 (Update 01/2003) Safety requirements of audio-video devices

EN 61000 - 6 - 1 Electromagnetic immunity

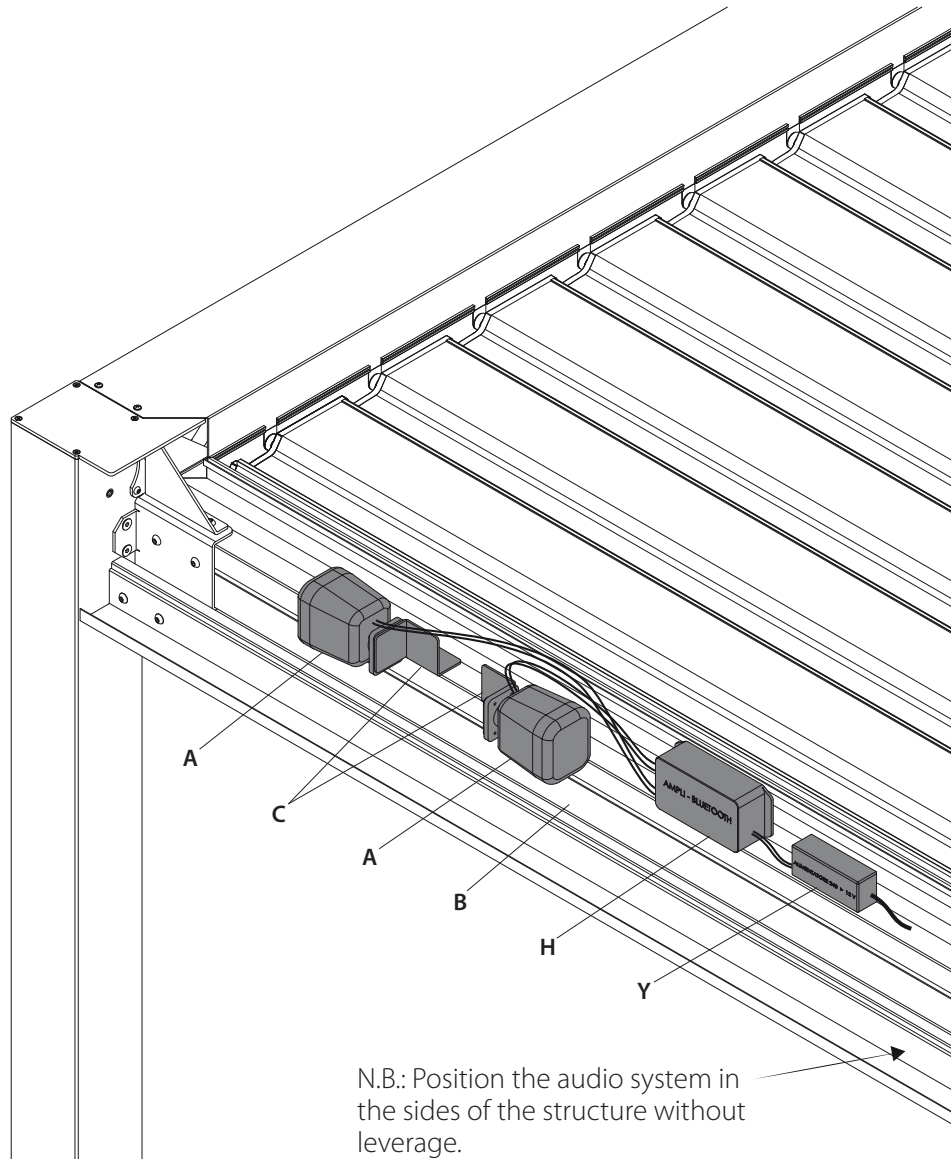
EN 61305-3 Hi-fi audio devices and systems for non-professional use.



# WIRING



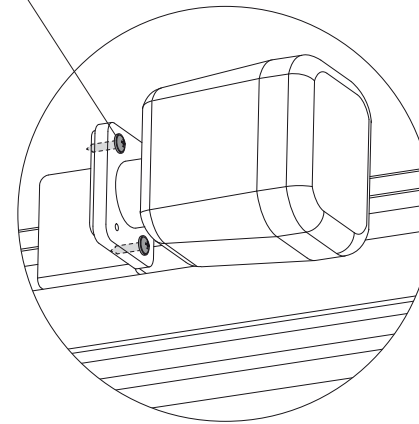
# SYSTEM INSTALLATION ON HELYOS



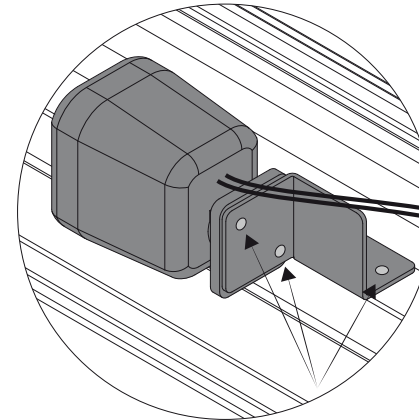
**fig. 1**

Fasten the two speakers (A) to supporting profile (B) using brackets (C), positioning them as shown in the figure.

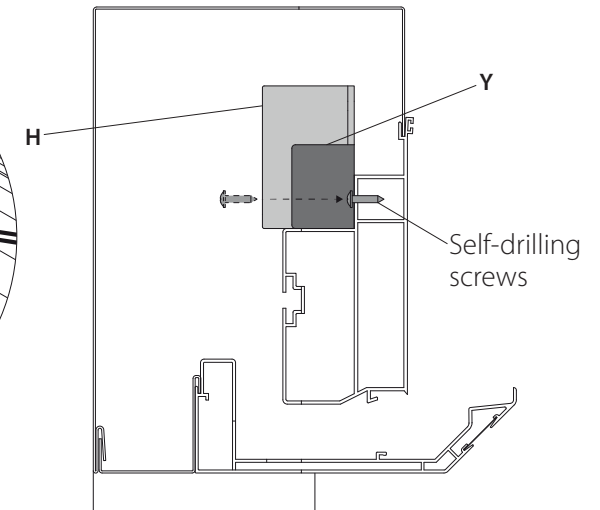
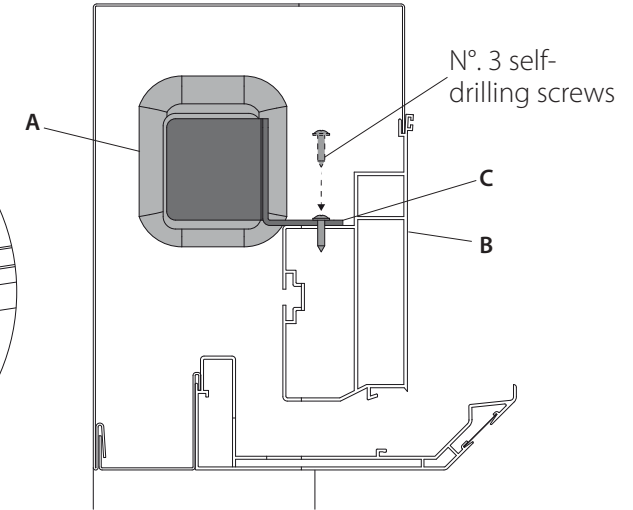
Self-drilling screws



Detail of speaker fastening to bracket.

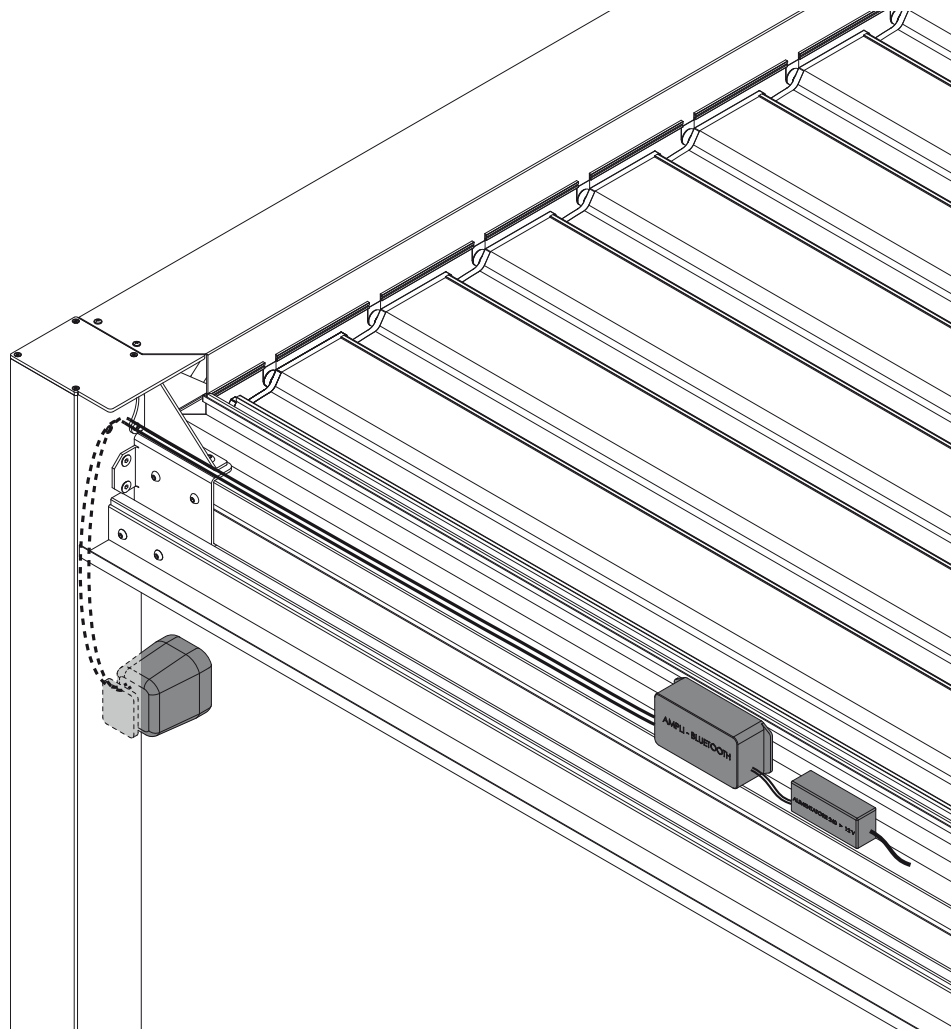


Drill holes in the plates, then fasten.



Position of power unit (Y) and amplifier (H).

# SYSTEM INSTALLATION ON HELYOS



**fig. 2**

Should both sides without leverage be occupied by built-in Ermetika fasteners, position the speakers on the pillars or outer perimeter.

## DEVICE CONNECTION

The Corradi Audio BT System can only be activated via a Bluetooth connection: this device is always active and does not need pass keys or codes for access; if the system is already connected to a Bluetooth device, it does not permit access to other devices.

## IPHONE DEVICE CONNECTOR

From the home page of your iPhone, select "Settings" > "General", then activate "Bluetooth".

Once you have found "SURE HIFI", select it > press "Pair", then press "Connect from iPhone" to complete the process.

## ANDROID DEVICE CONNECTOR

Use "Setting" > Wireless & networks > Bluetooth > Search for devices > once you have found "SURE HIFI", connect and wait for confirmation.

Then, using any music app., select sound diffusion "With Bluetooth"; then select "Play" for the required track.



**CORRADI**GROUP

---

**Corradi SpA**

39, Via G. Brini 40128 Bologna - Italy

**T** +39 051 4188 411 **F** +39 051 4188 400

**E** [info@corradi.eu](mailto:info@corradi.eu)

**Corradi System Srl**

18, Via A. Einstein 47122 Forlì - Italy

**T** +39 0543 796617 **F** +39 0543 794339

**E** [corradisystem@corradi.eu](mailto:corradisystem@corradi.eu)

**Corradi**  
OUTDOOR LIVING SPACE

---

[www.corradi.eu](http://www.corradi.eu)