

COMPONENT LOCATION VIEWS

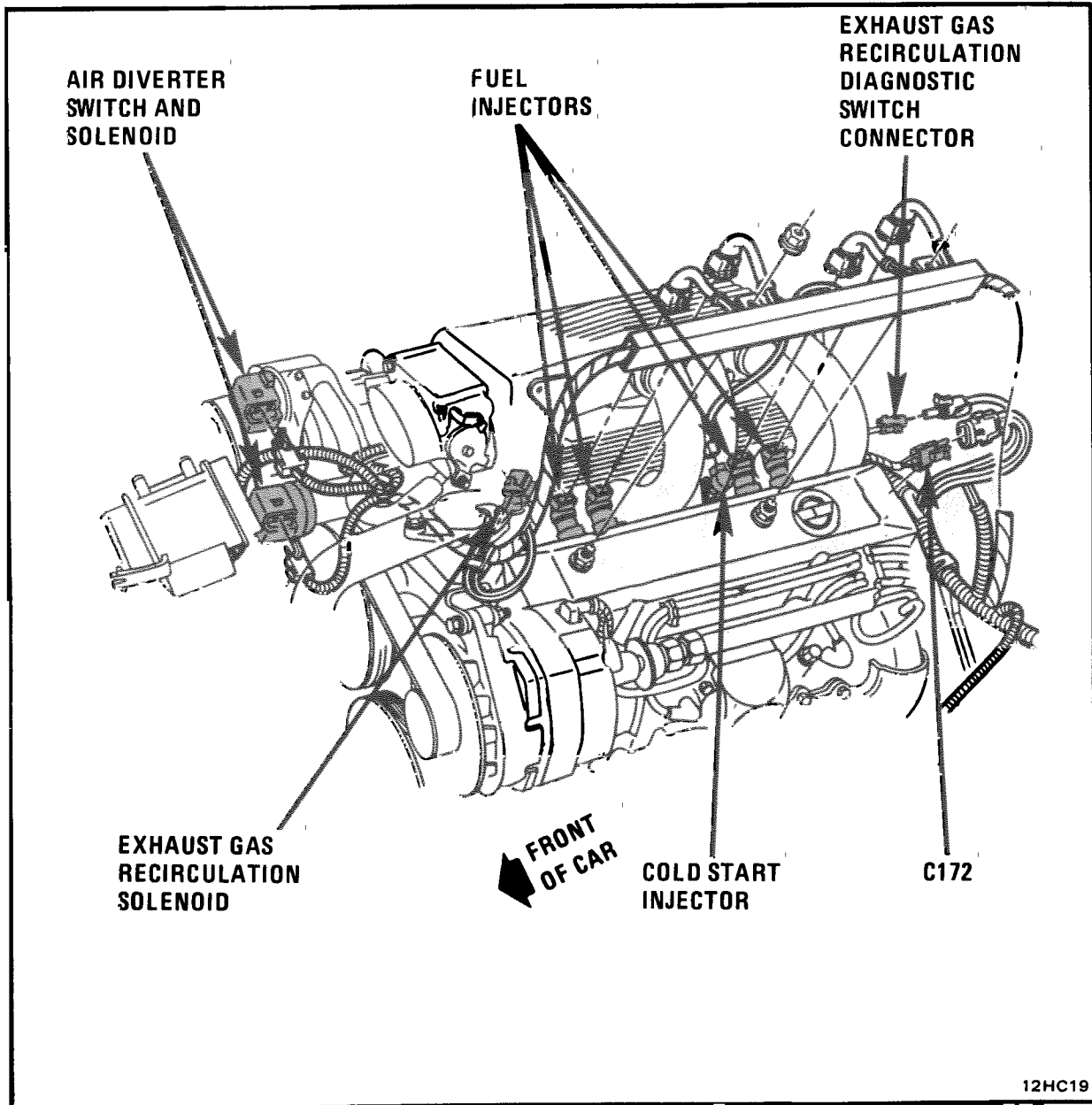


Figure A - LH Side Of Engine

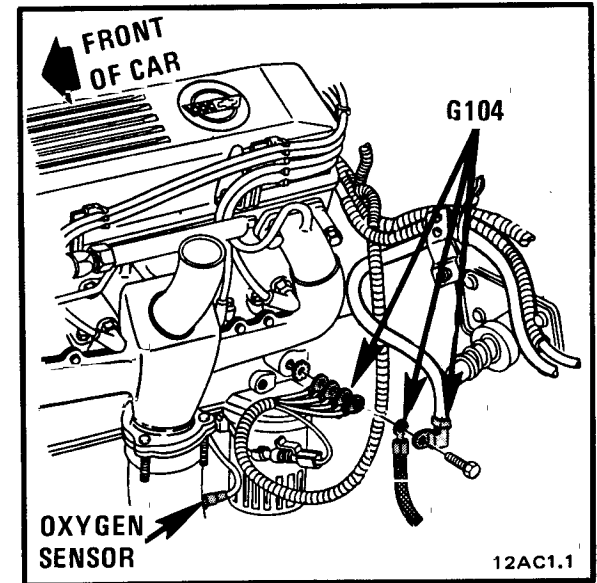


Figure B - LH Rear Of Engine

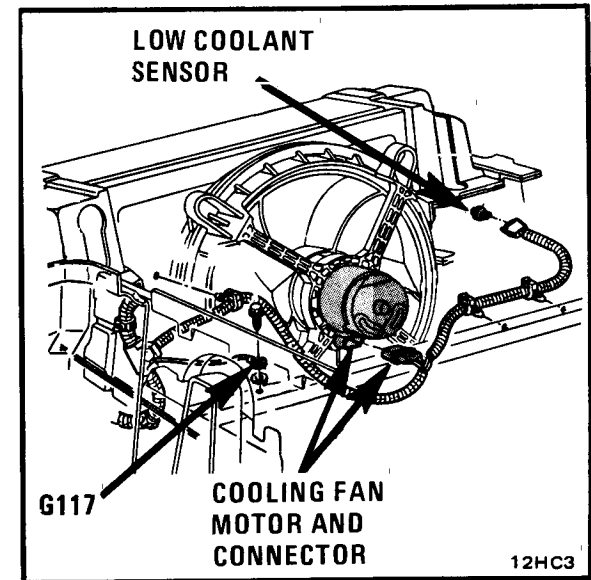


Figure C - Front Center Of Engine Compartment

COMPONENT LOCATION VIEWS

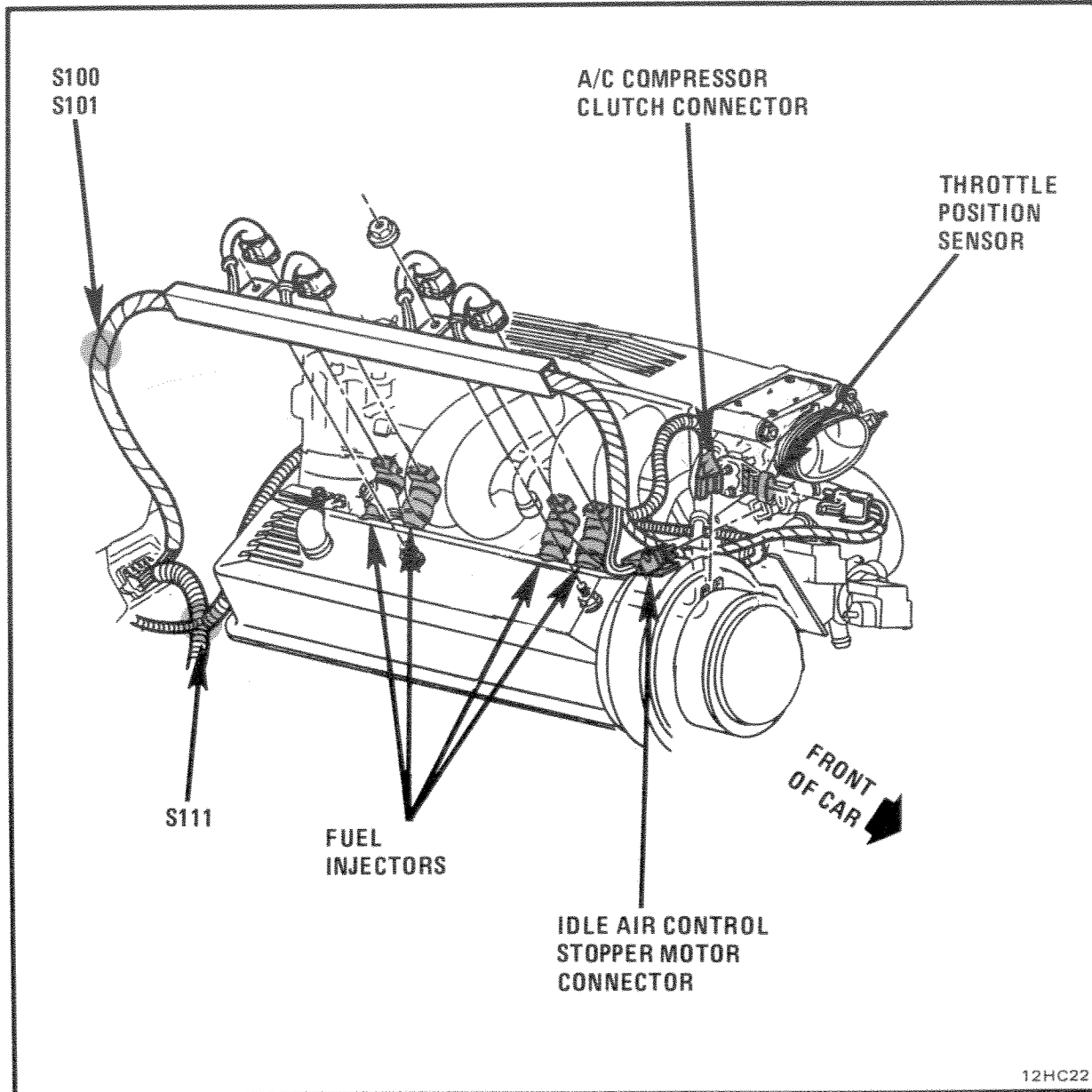


Figure A - RH Side Of Engine

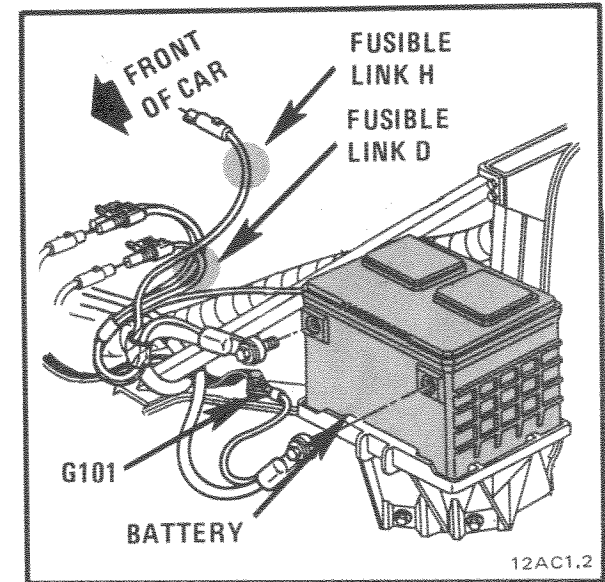


Figure B - LH Rear Of Engine Compartment

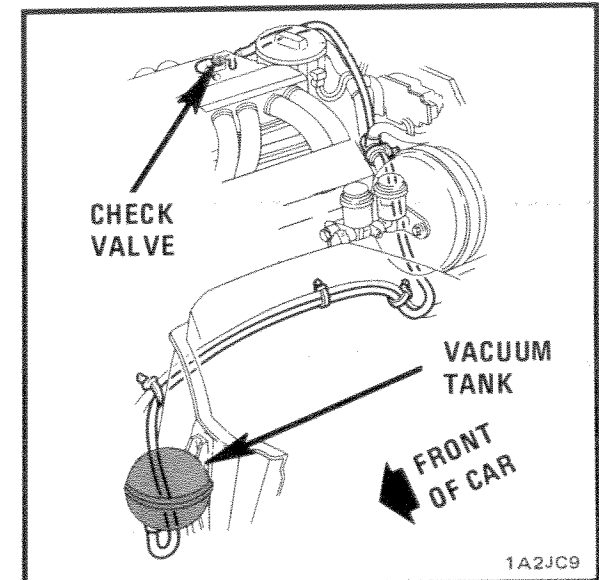


Figure C - LH Side Of Engine Compartment

COMPONENT LOCATION VIEWS

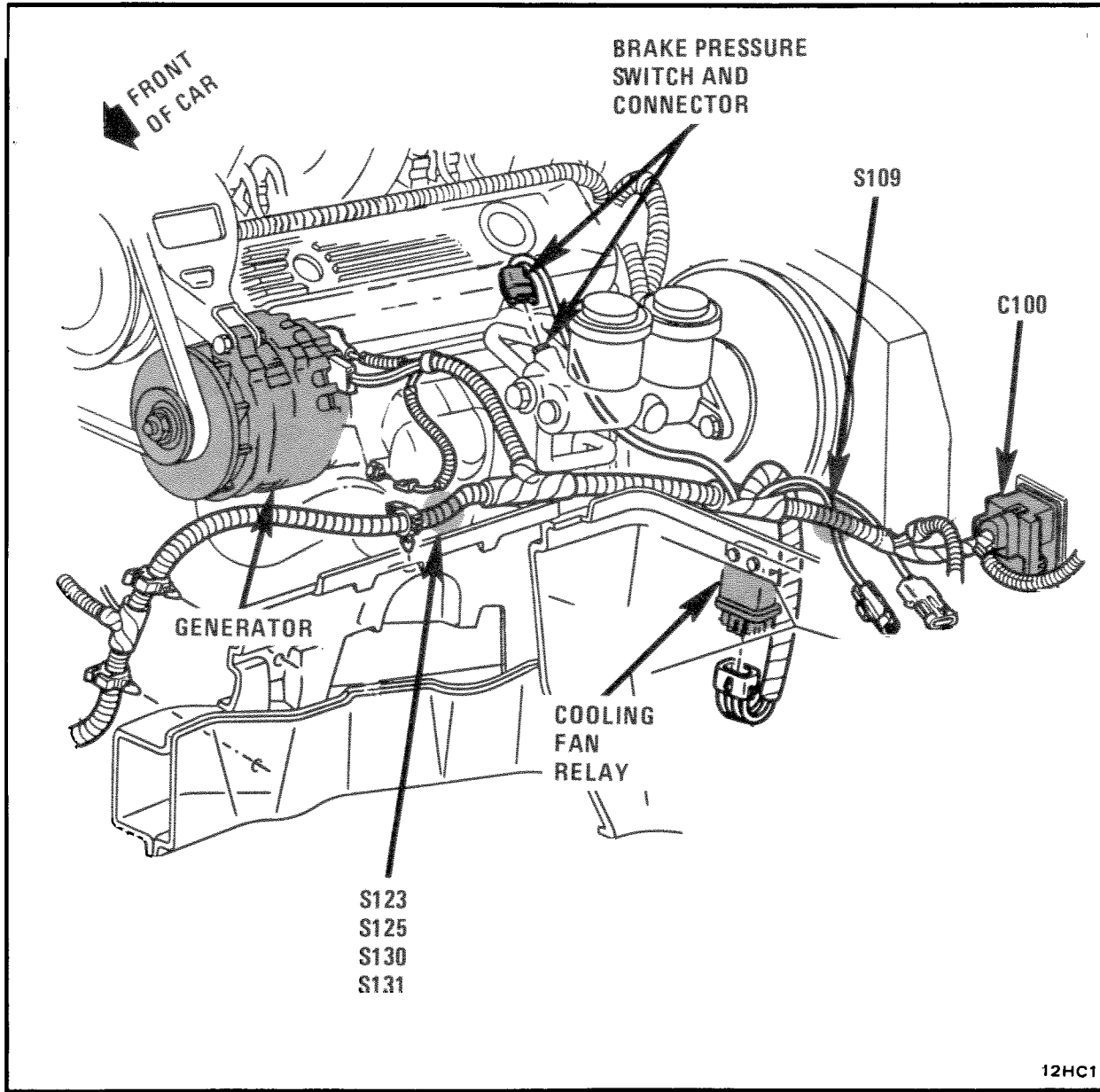


Figure A - LH Side Of Engine Compartment

12HC1

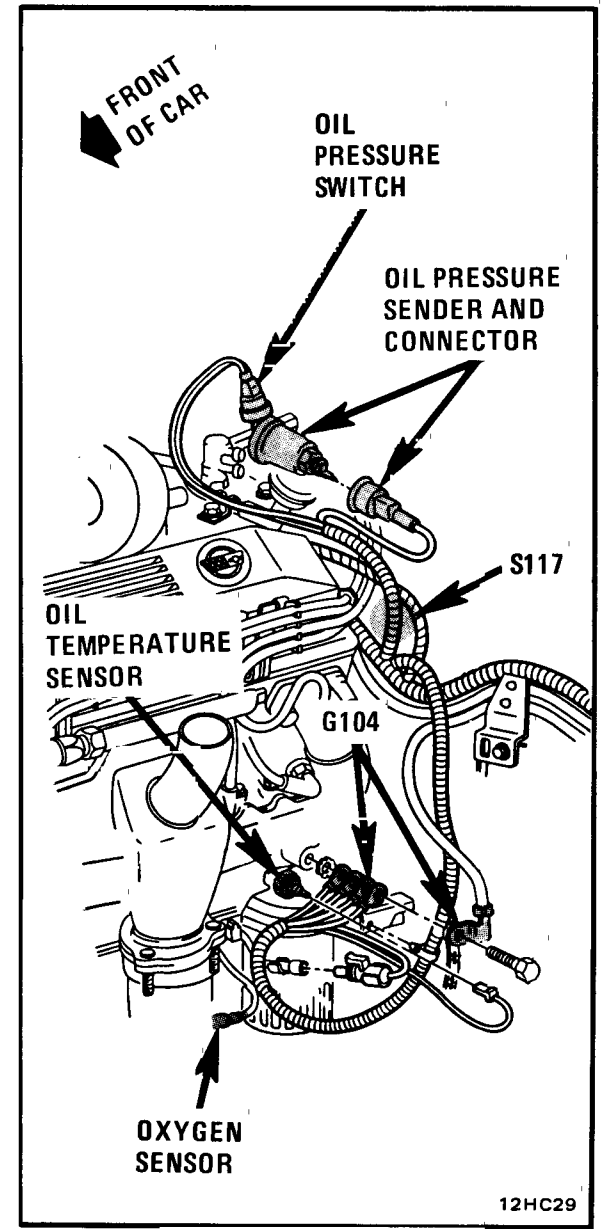


Figure B - LH Rear Of Engine

12HC29

COMPONENT LOCATION VIEWS

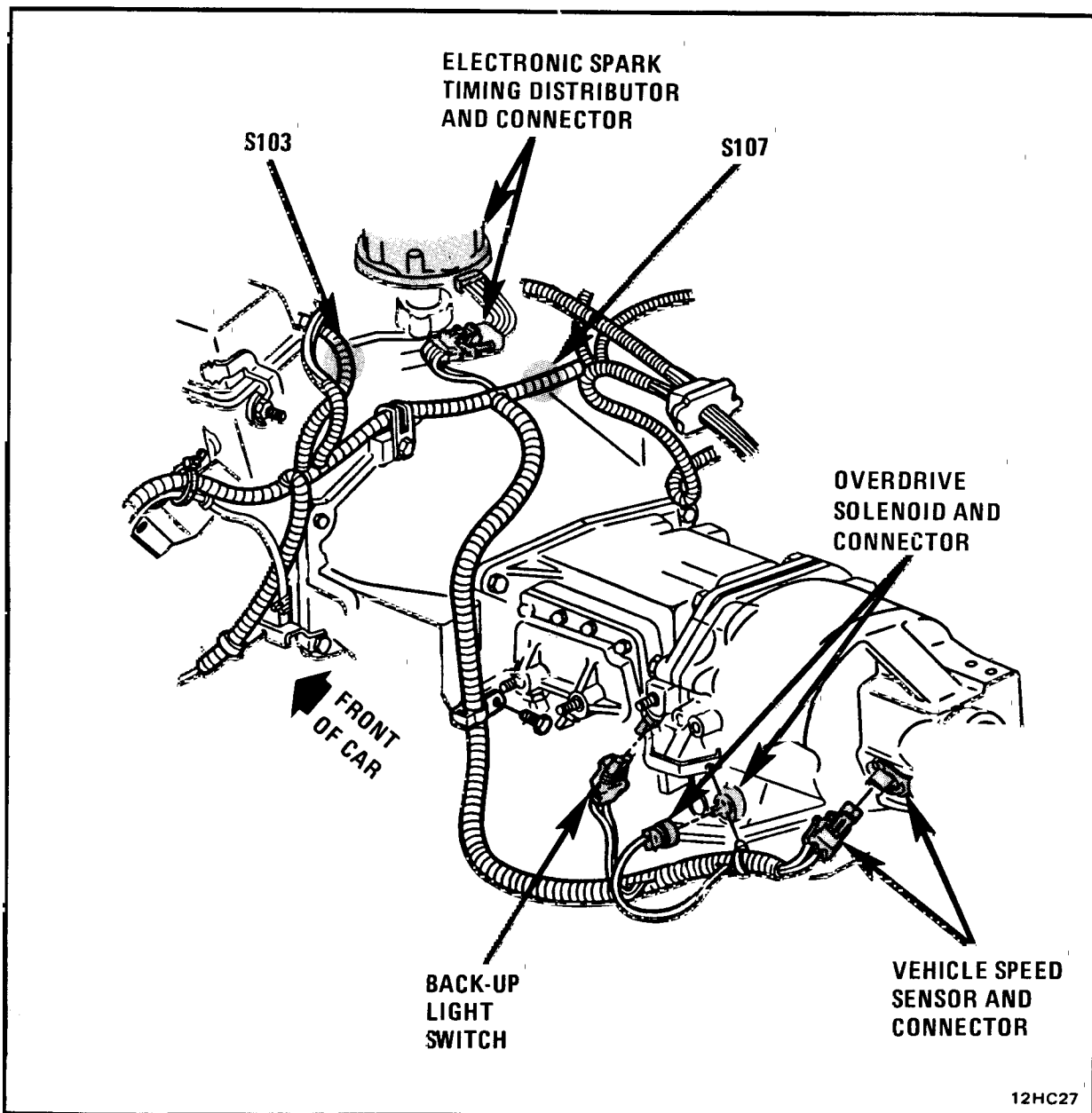


Figure A - Rear Of Engine

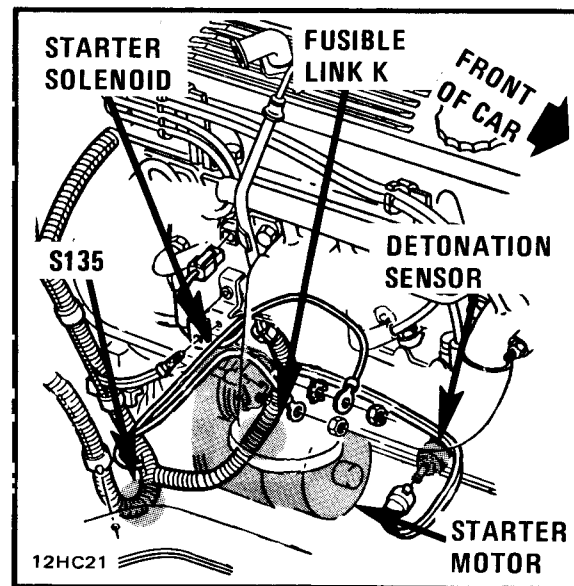


Figure B - RH Rear Of Engine

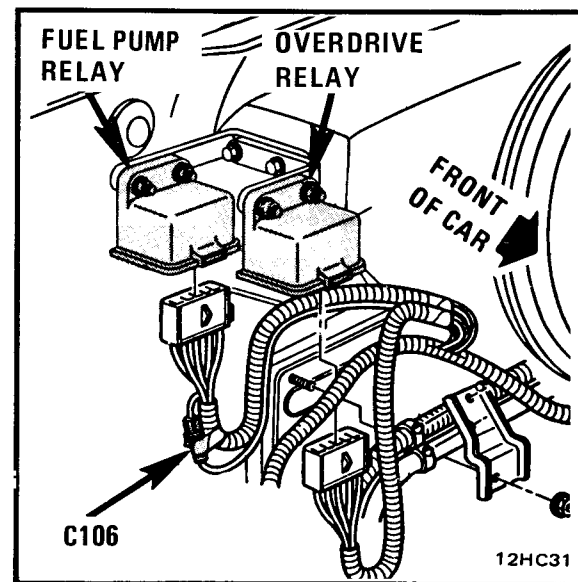


Figure C - RH Rear Of Engine Compartment

COMPONENT LOCATION VIEWS

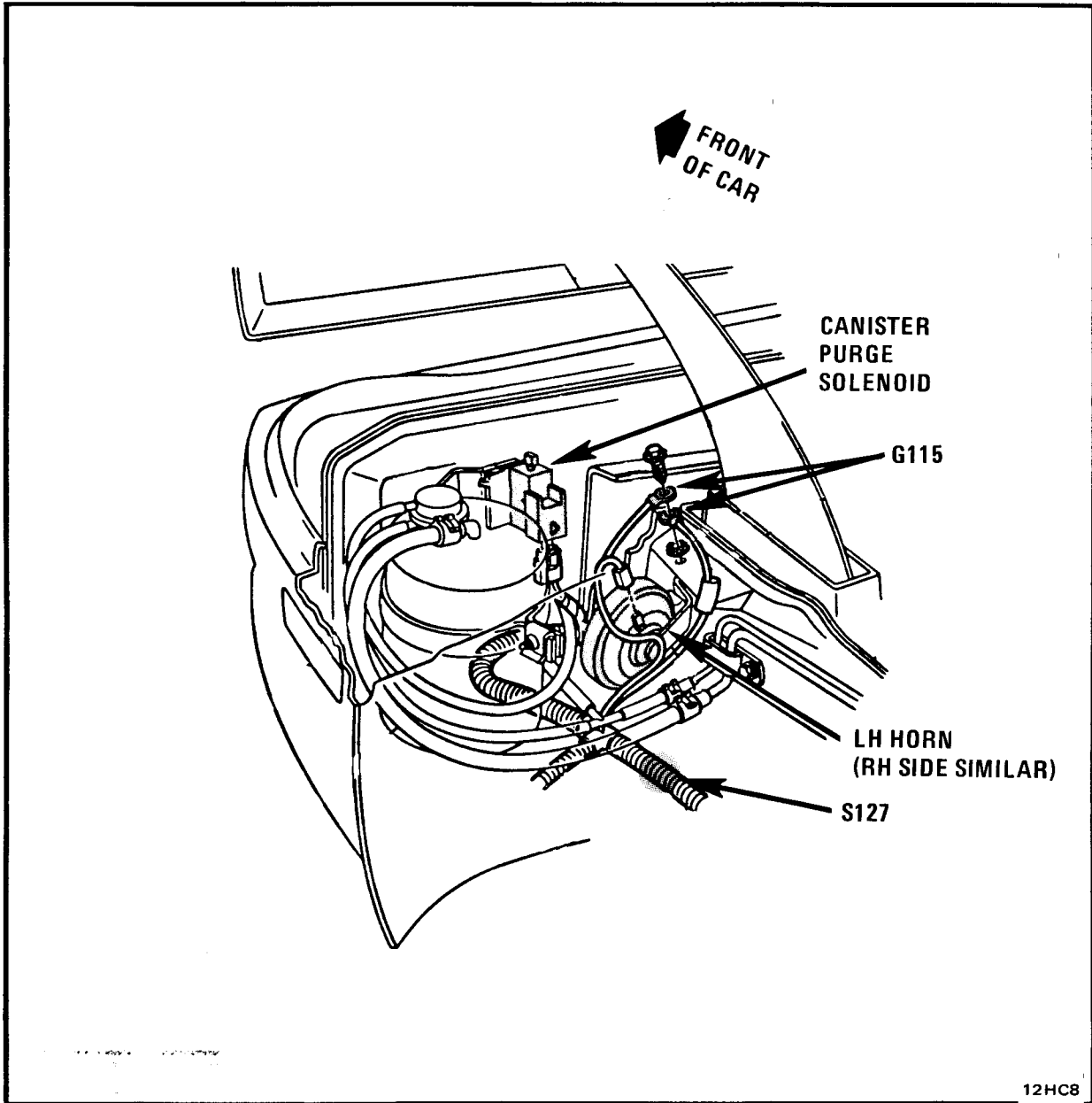


Figure A - LH Front Of Engine Compartment

12HC8

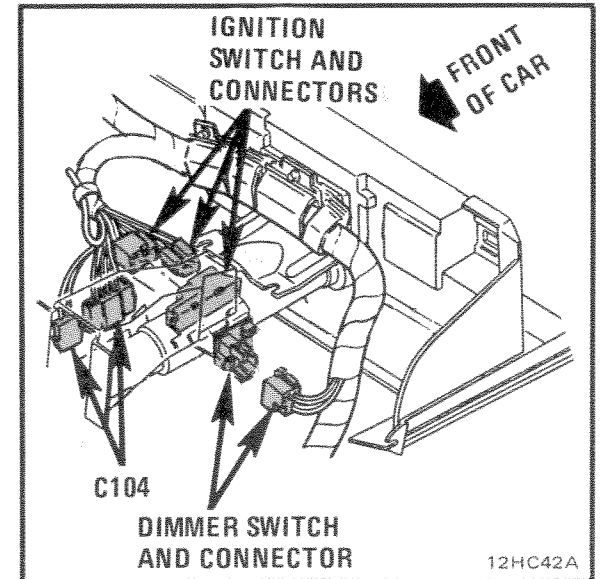


Figure B - Behind LH Side Of I/P On Steering Column

12HC42A

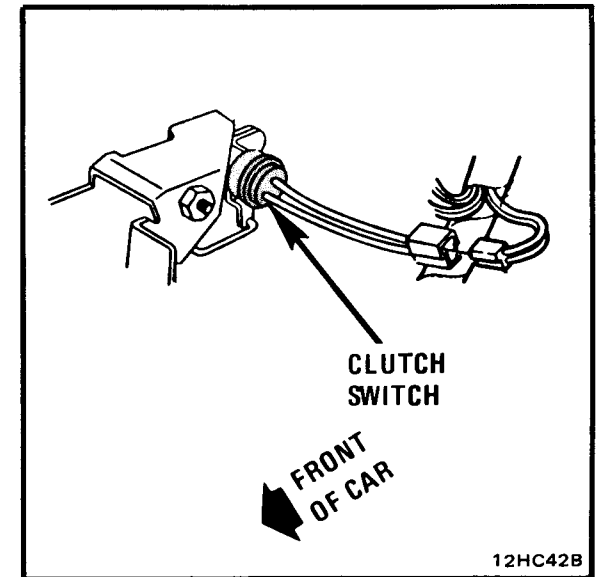


Figure C - On Clutch Pedal

12HC42B

COMPONENT LOCATION VIEWS

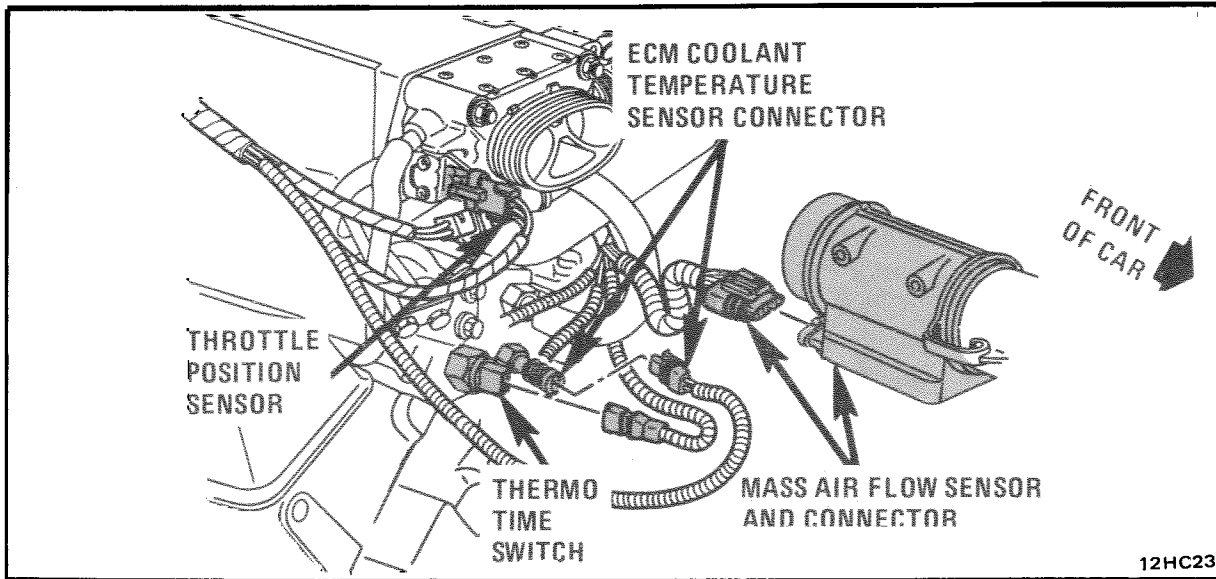


Figure A - Front Of Engine

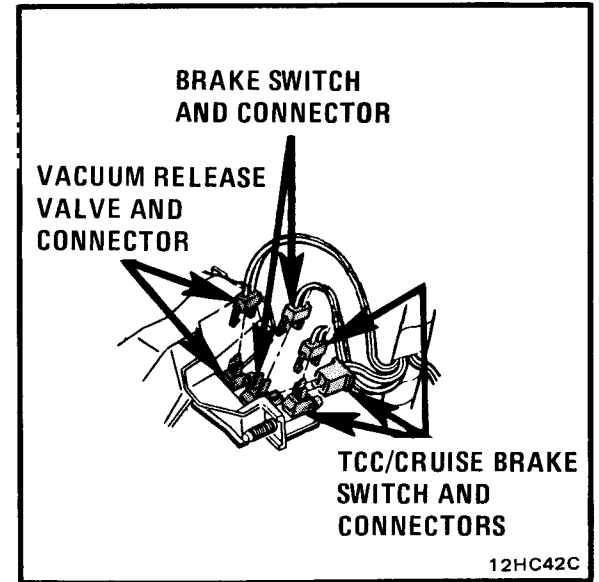


Figure C - Above Brake Pedal

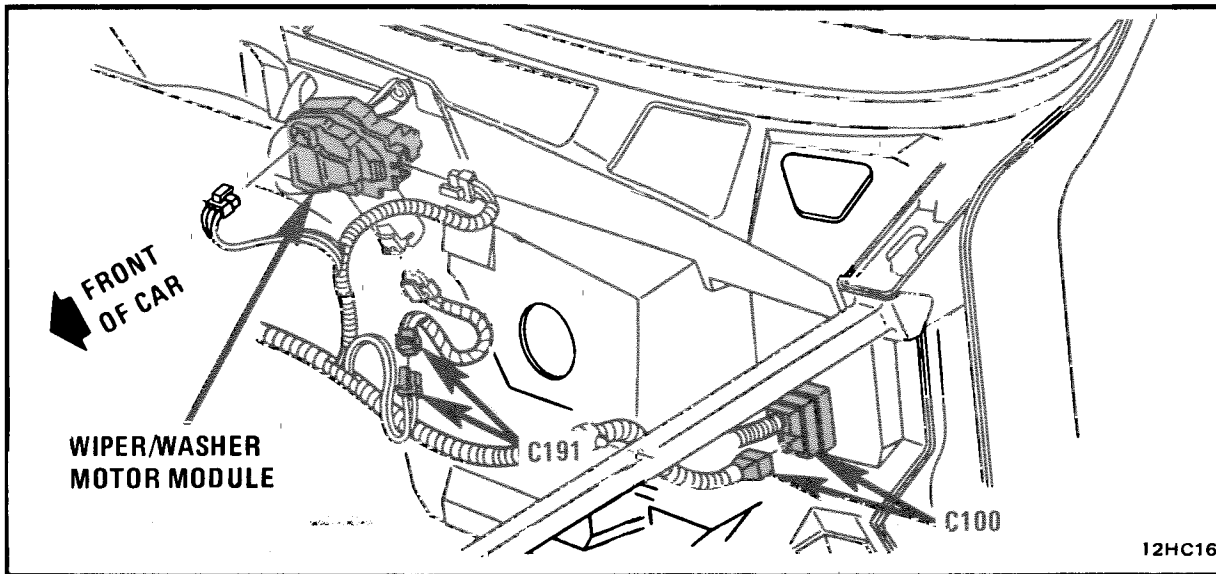


Figure B - LH Rear Of Engine Compartment

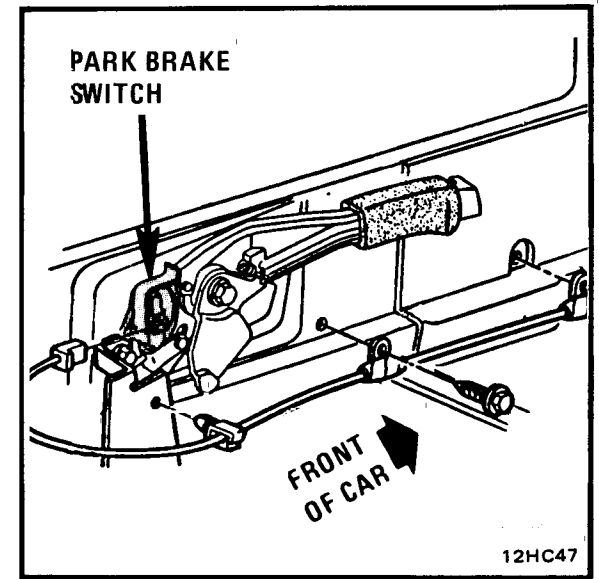


Figure D - LH Side On Door Inner Sill

COMPONENT LOCATION VIEWS

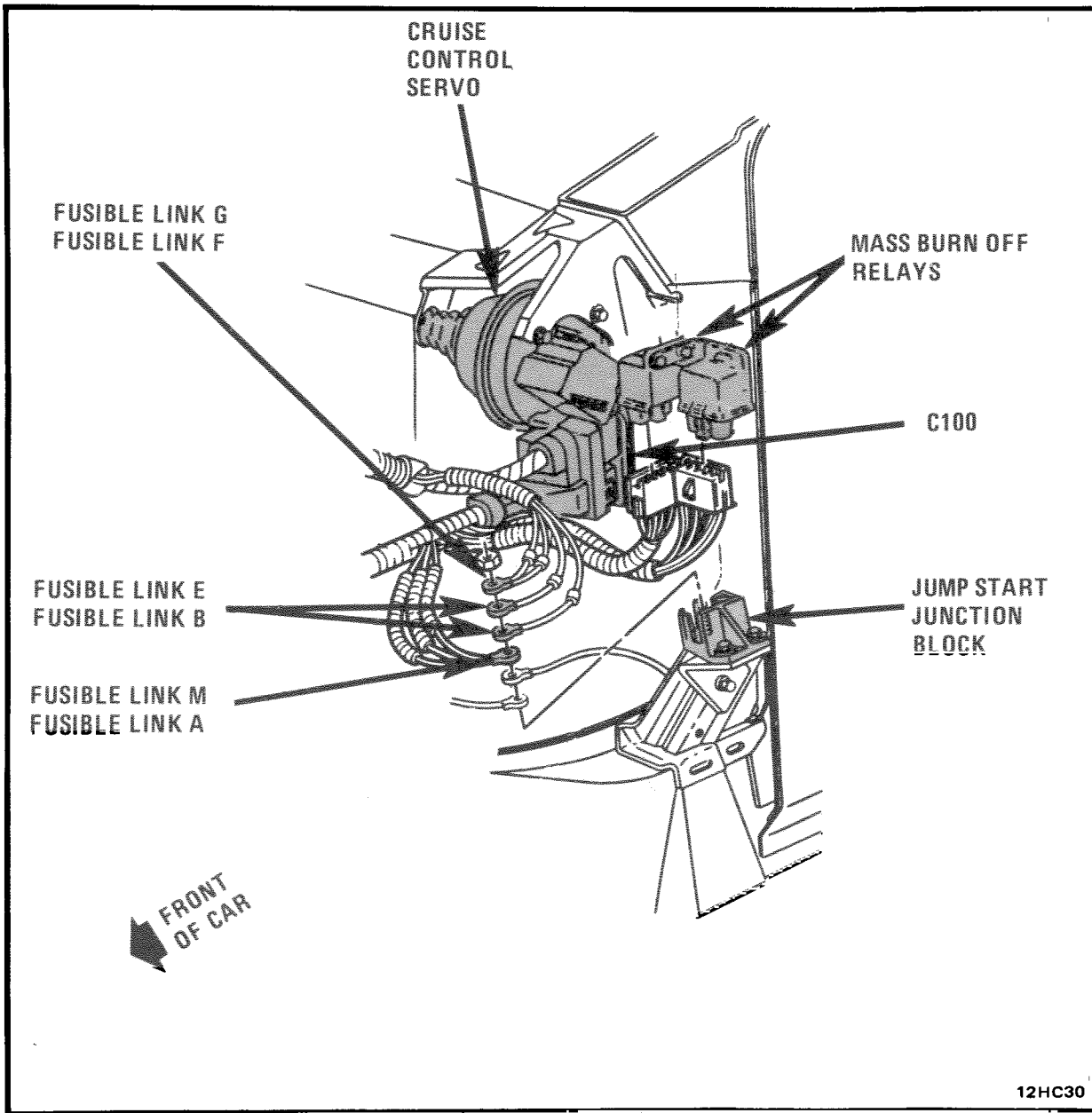


Figure A - LH Rear Of Engine Compartment

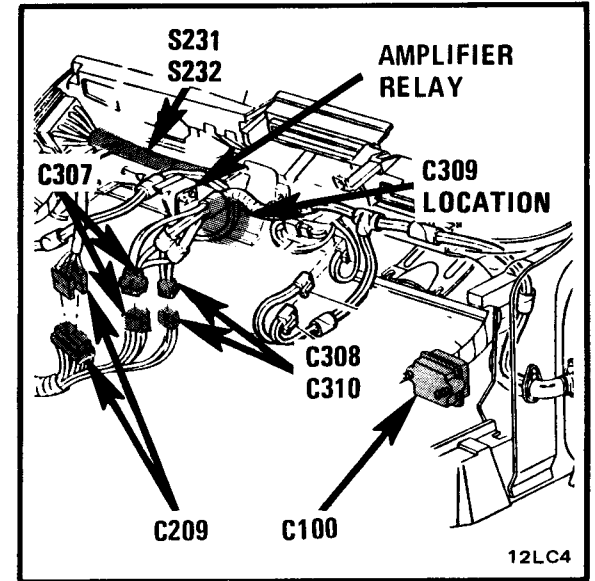


Figure B - Behind I/P

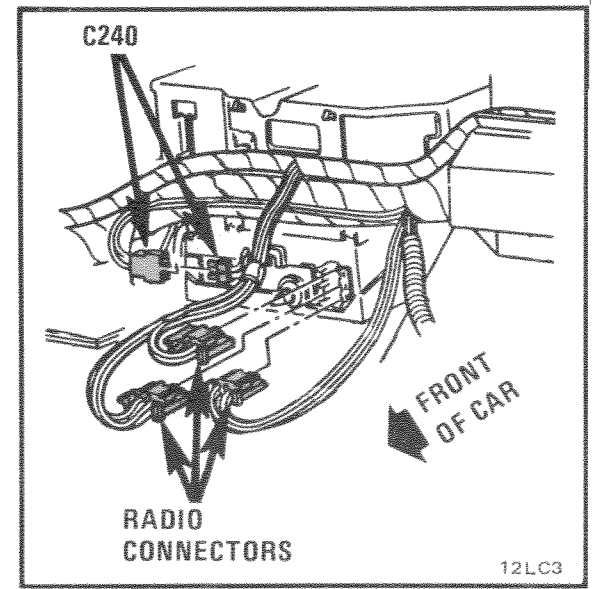


Figure C - Behind Center Of Radio

COMPONENT LOCATION VIEWS

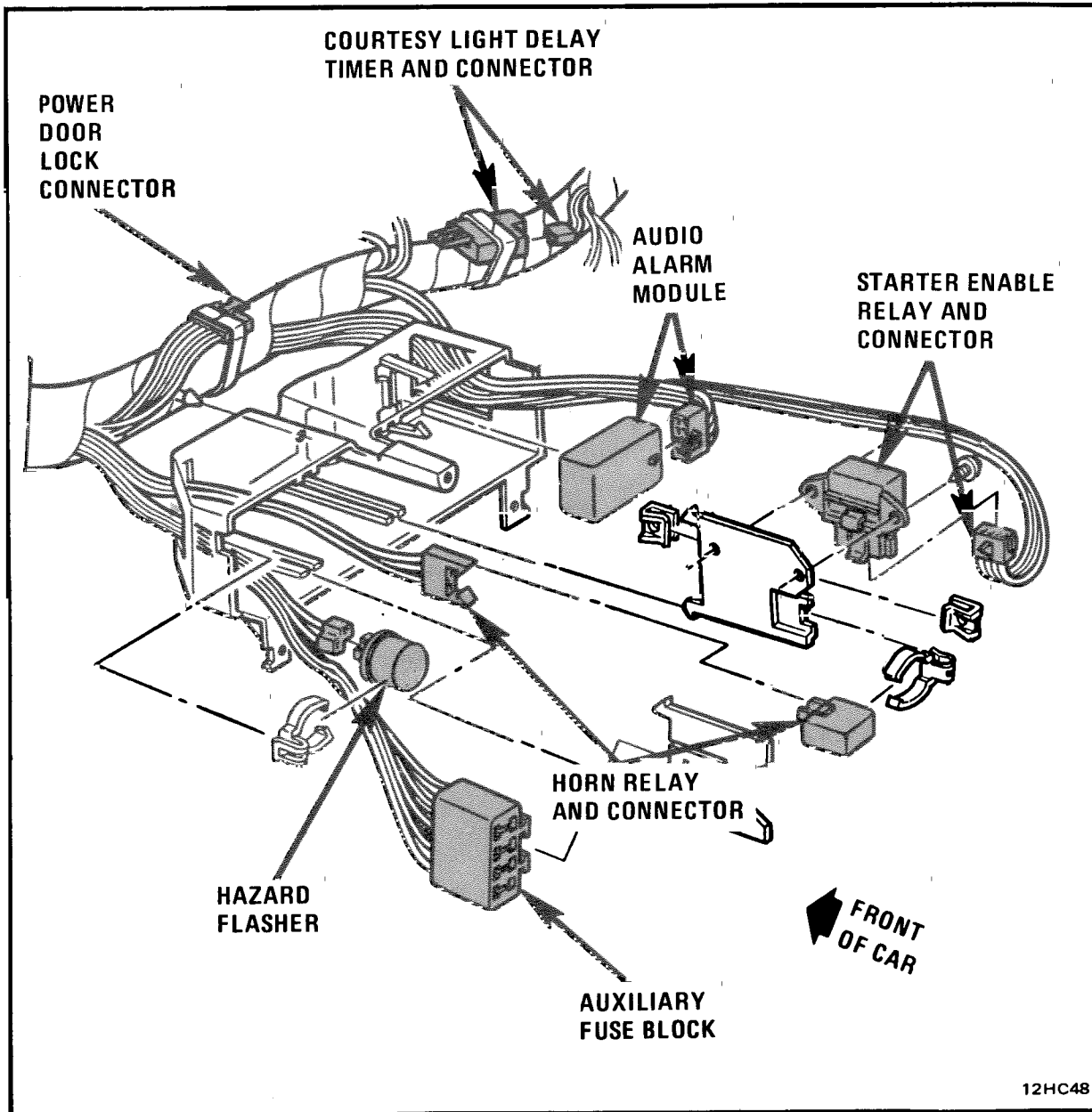


Figure A - Behind Center Of I/P

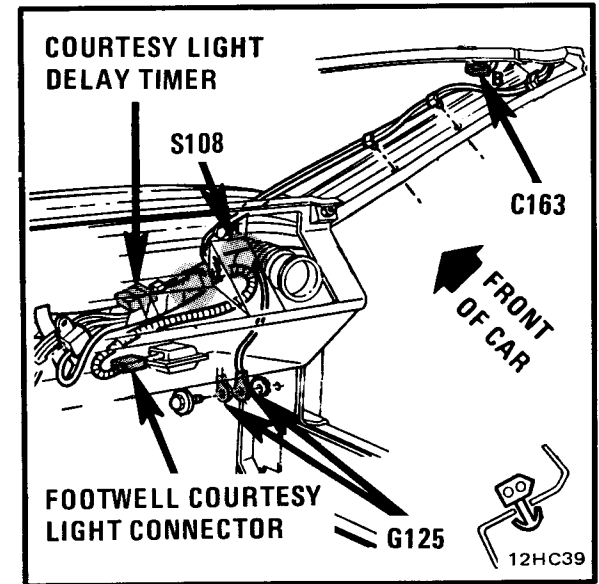


Figure B - Behind RH Side Of I/P




Figure C - Behind RH Side Of I/P

COMPONENT LOCATION VIEWS

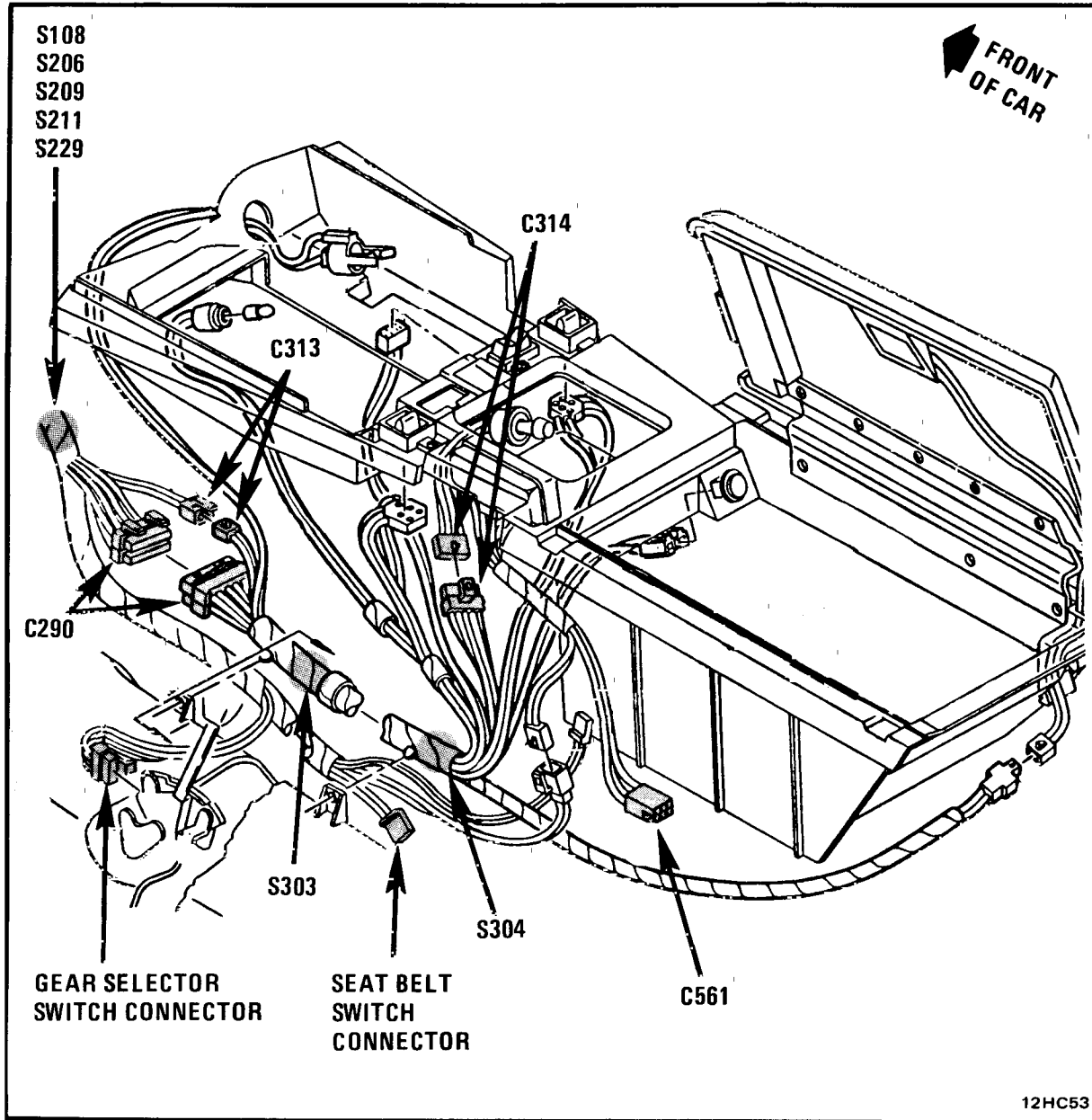


Figure A - Underneath Console

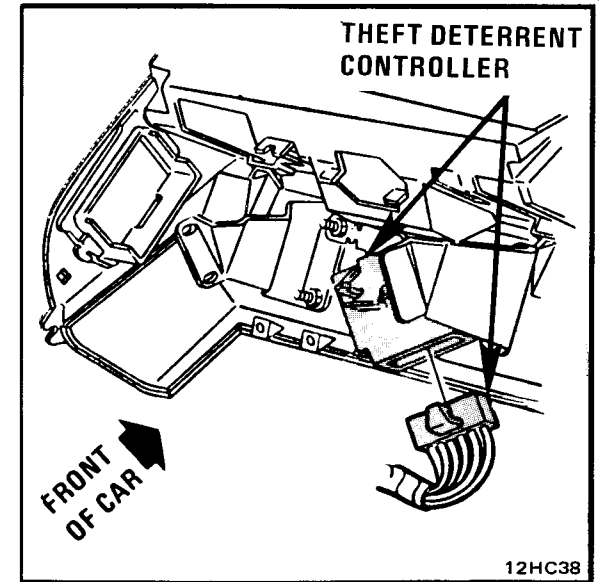


Figure B - Behind RH Side Of I/P

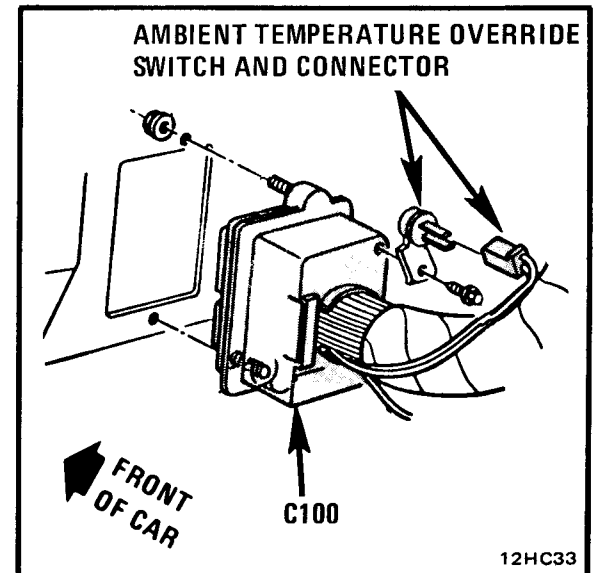


Figure C - Below LH Side Of I/P

COMPONENT LOCATION VIEWS

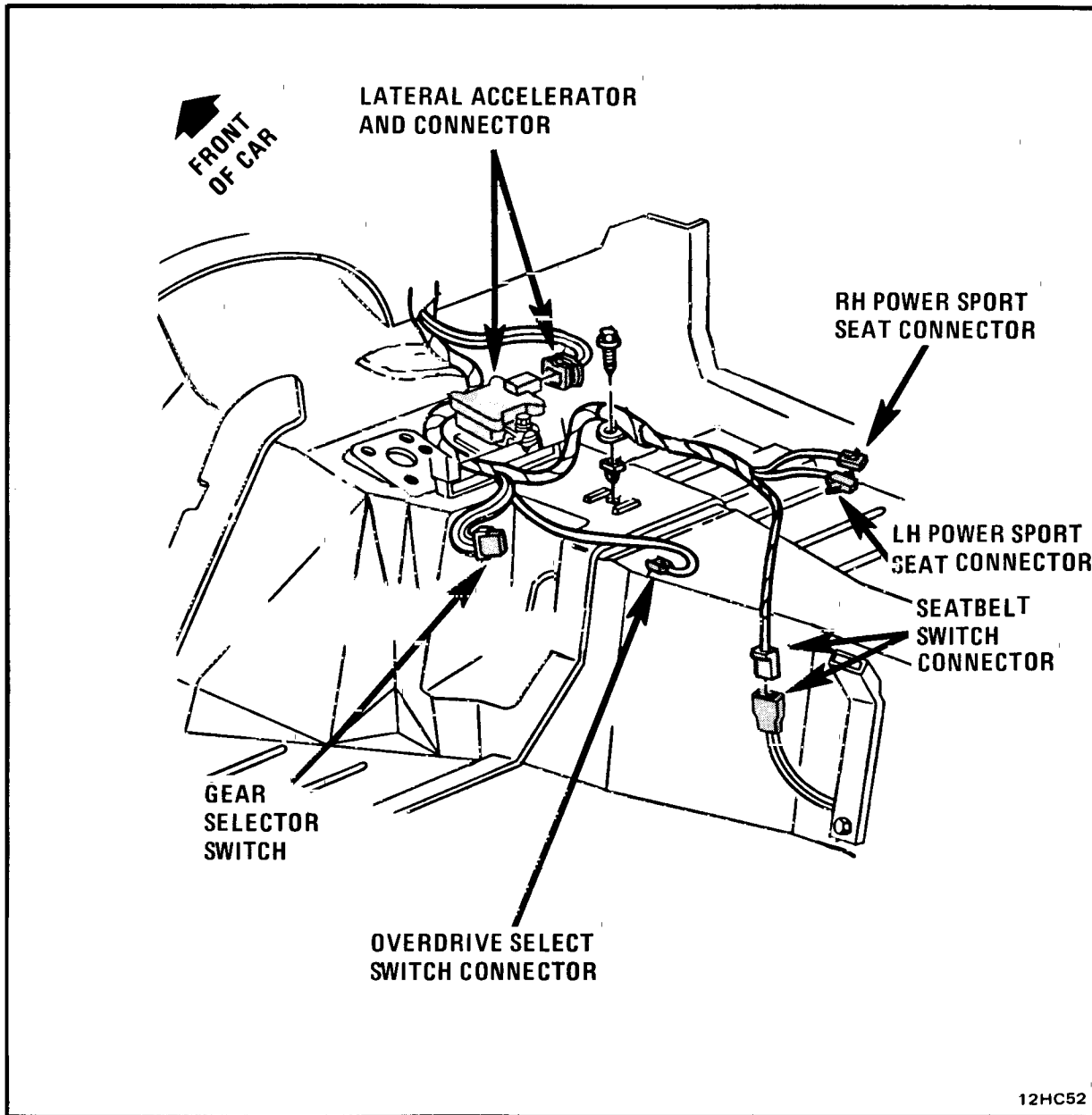


Figure A - Underneath Center Of Console

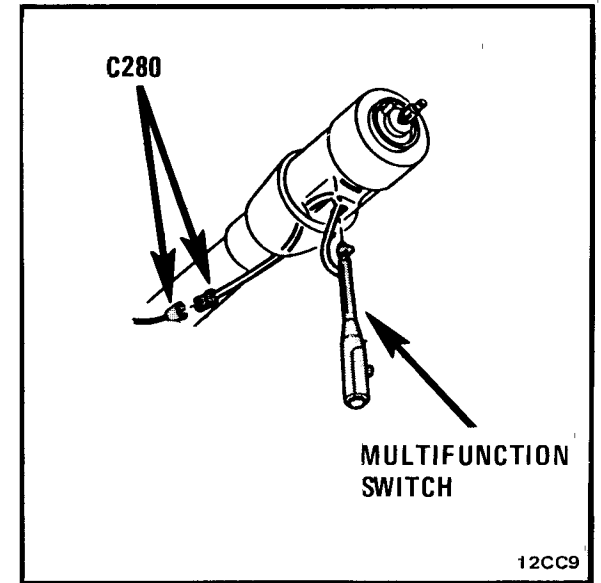


Figure B - LH Side Of Steering Column

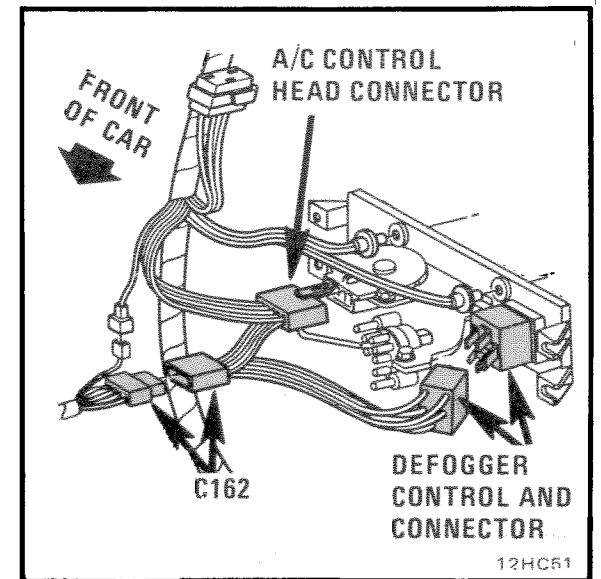


Figure C - Behind A/C Control Head

COMPONENT LOCATION VIEWS

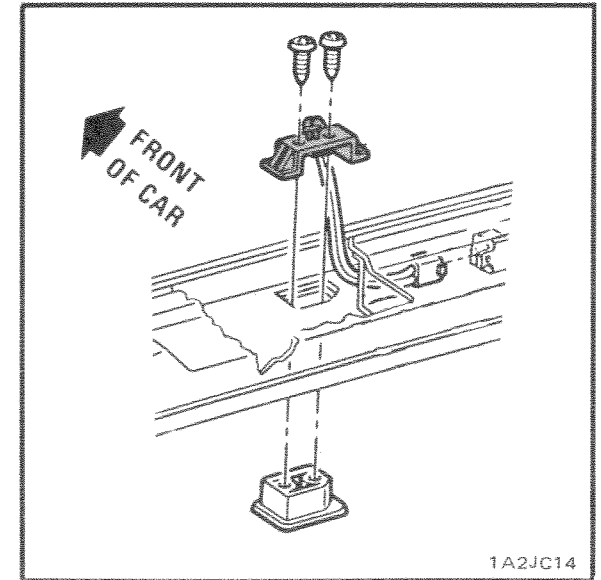
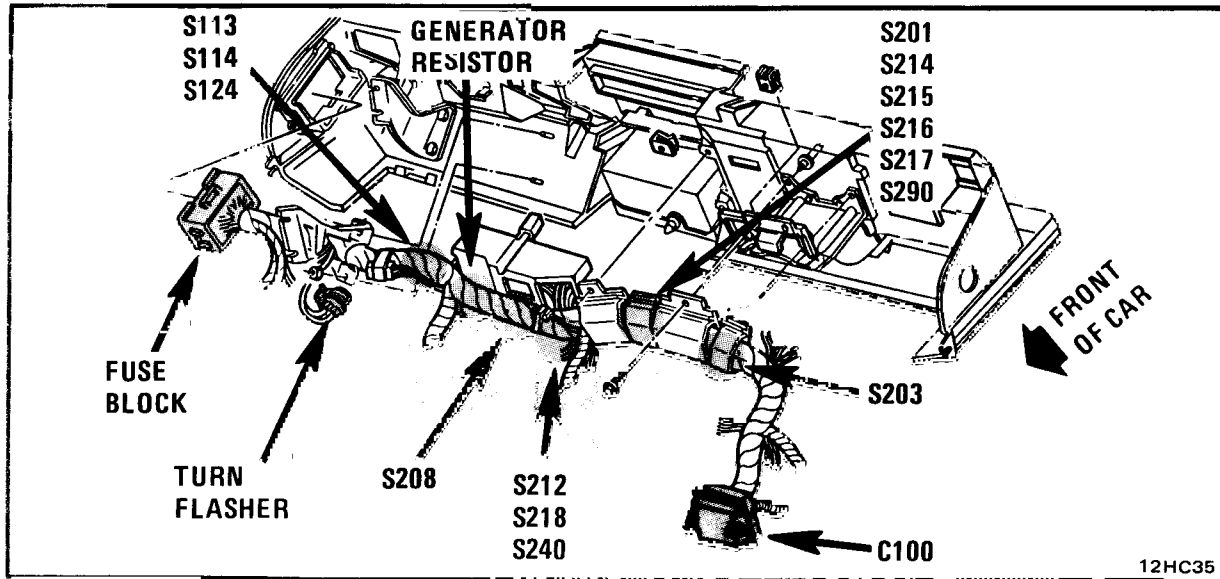


Figure C - On "B" Pillar Above Driver's Seat

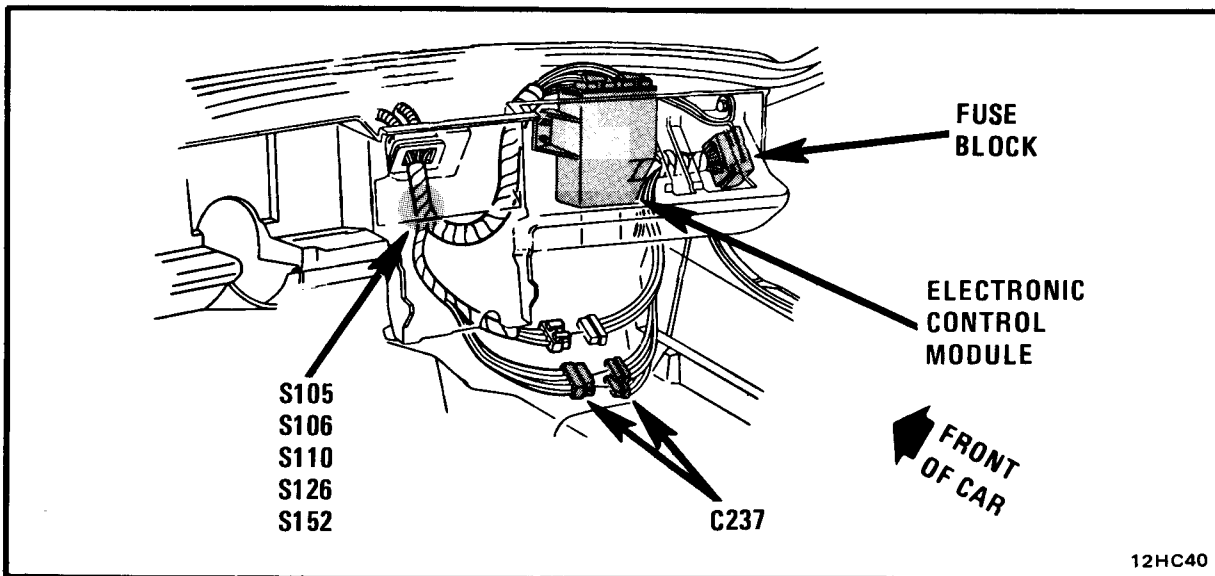


Figure B - Behind RH Side Of I/P

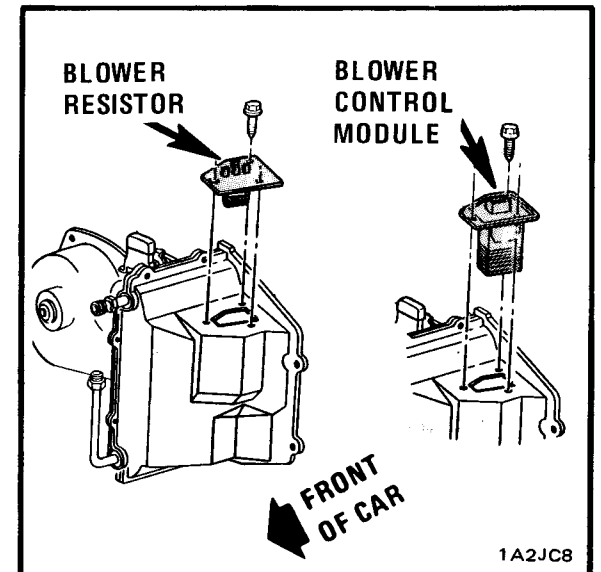


Figure D - Rear Of Engine Compartment

COMPONENT LOCATION VIEWS

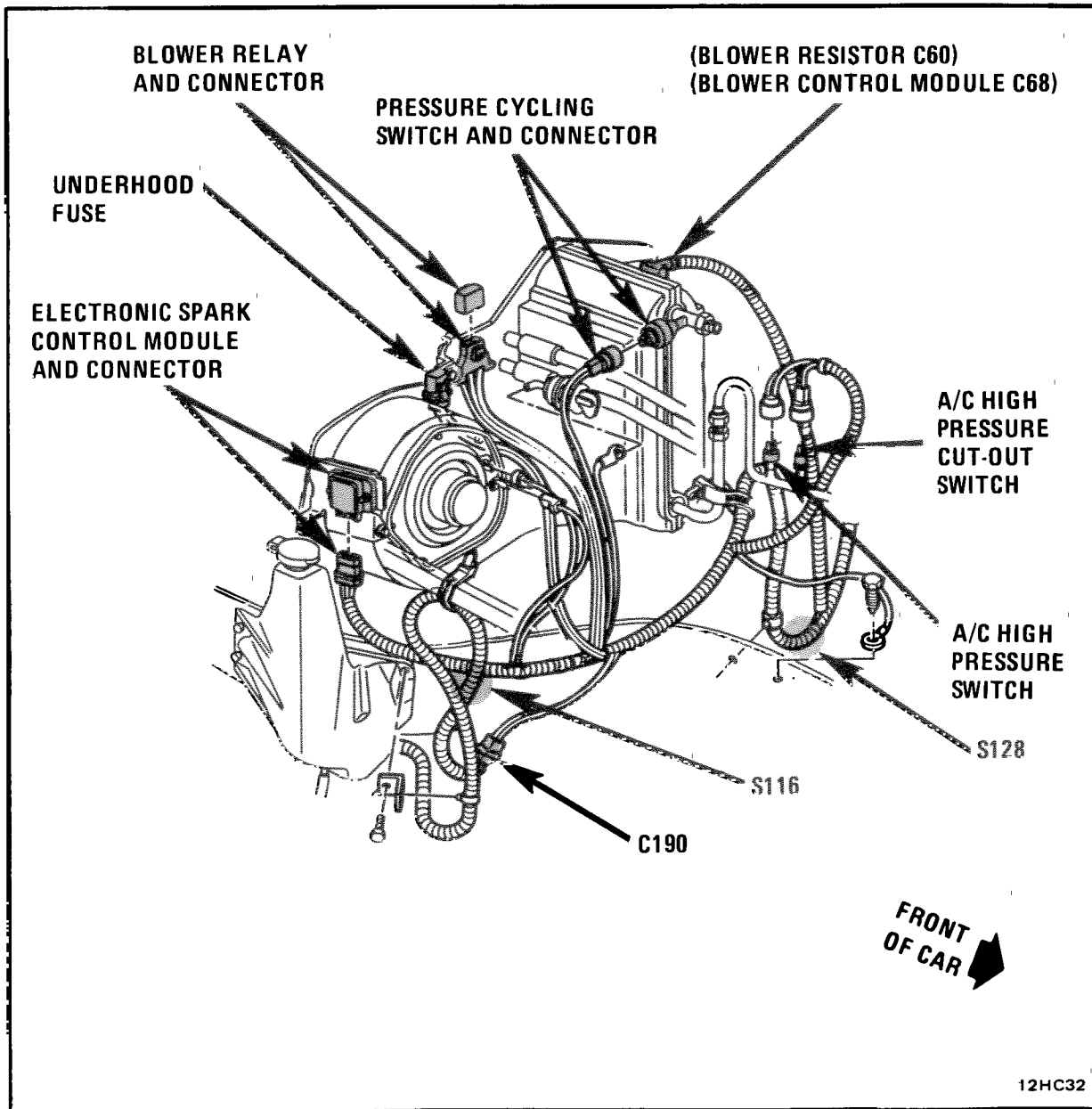


Figure A - Rear Of Engine Compartment

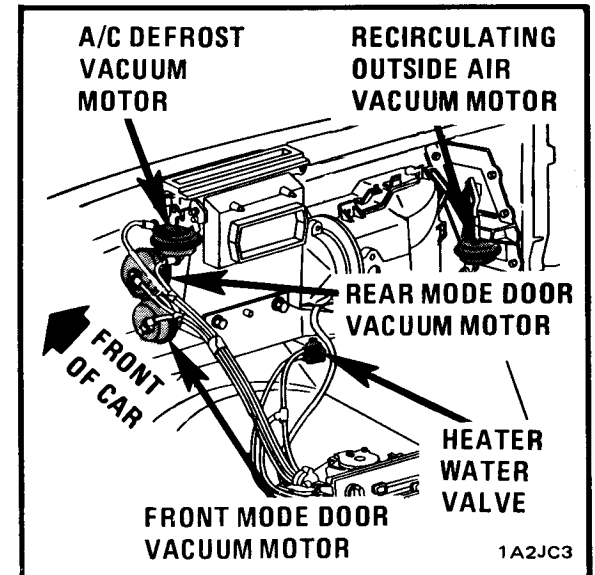


Figure B - Behind Center Of I/P

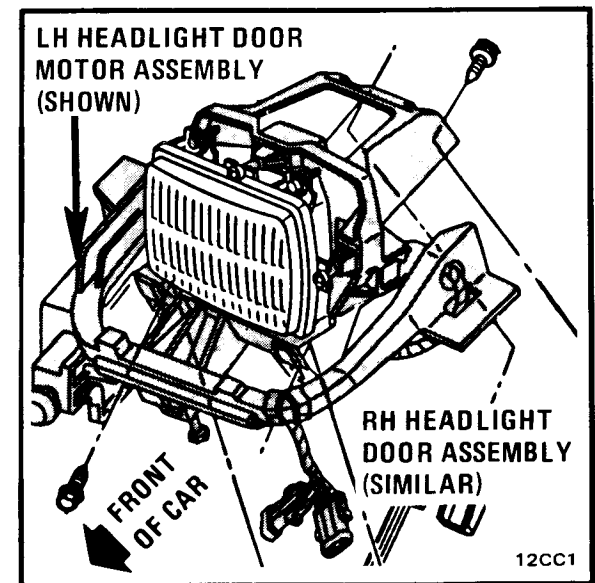


Figure C - LH Front Of Engine Compartment

COMPONENT LOCATION VIEWS

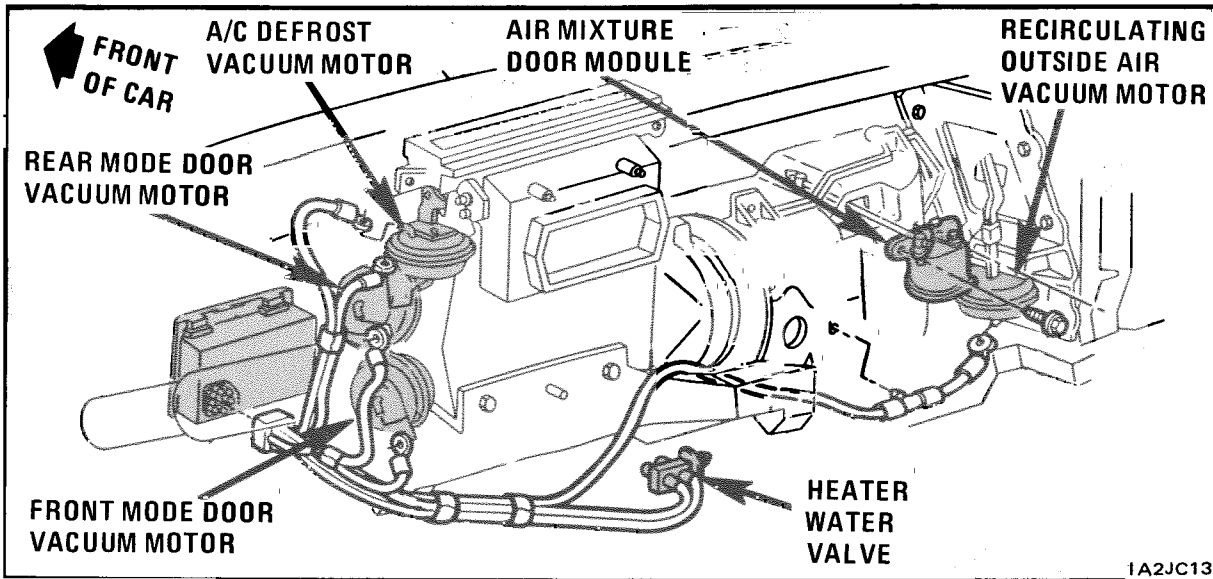


Figure A - Behind Center Of I/P

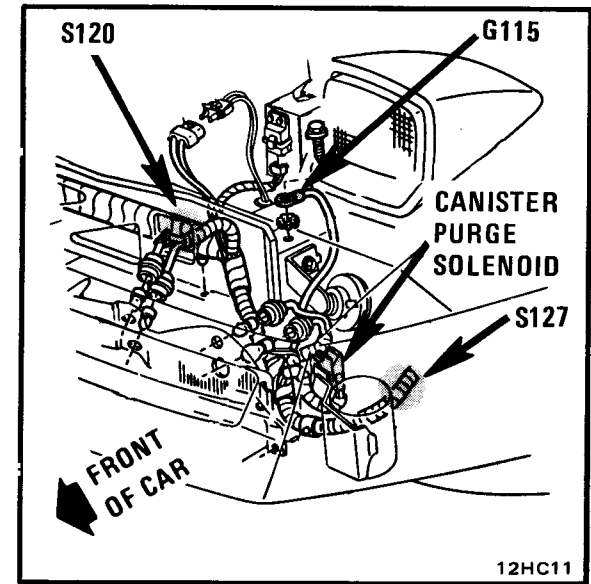


Figure D - LH Front Of Engine Compartment

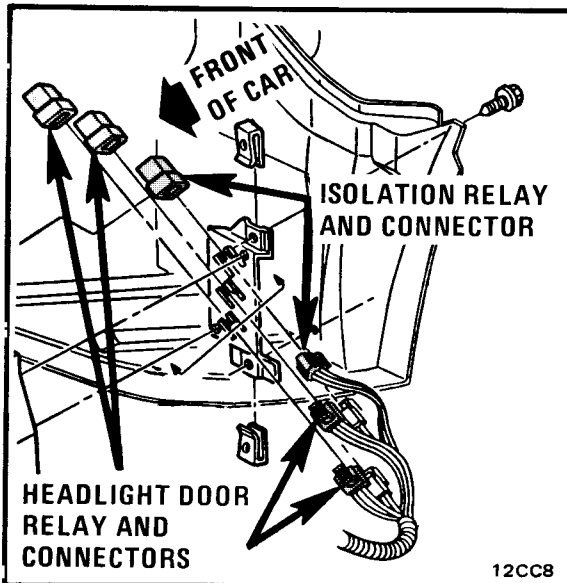


Figure B - LH Front Of Engine Compartment, On Wheelhouse Headlight Panel

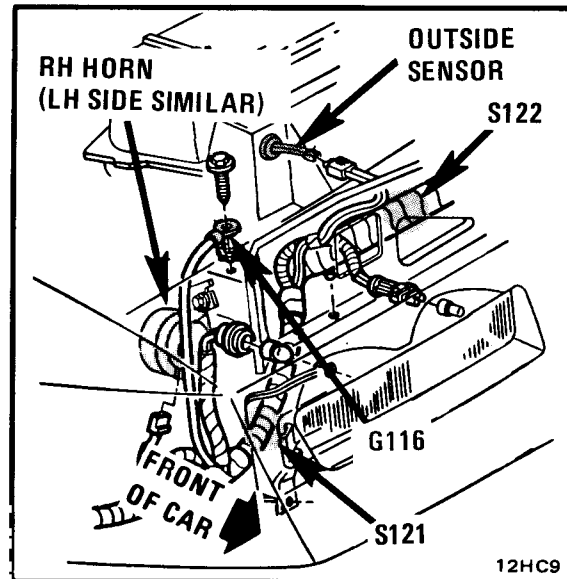


Figure C - RH Front Of Engine Compartment

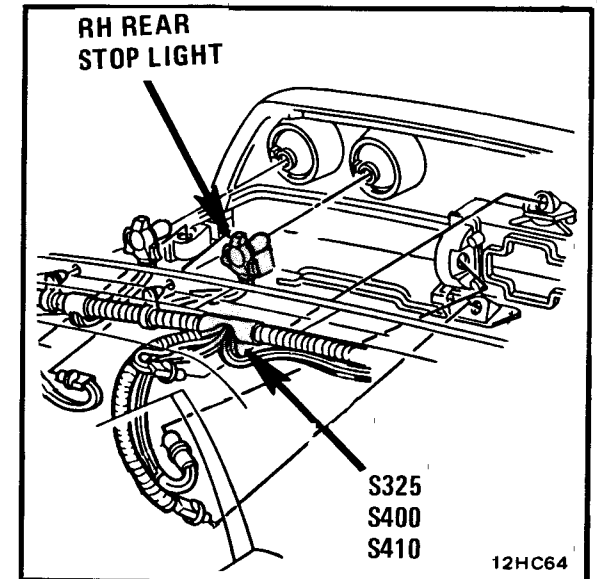


Figure E - Center Of Rear Cargo Compartment

COMPONENT LOCATION VIEWS

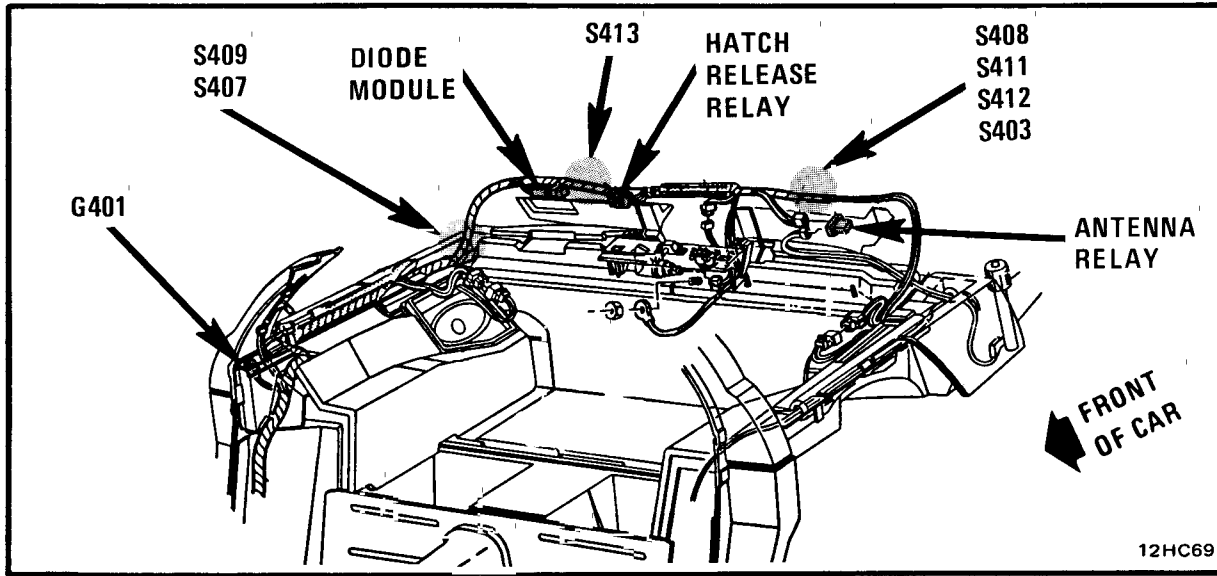


Figure A - Rear Cargo Compartment

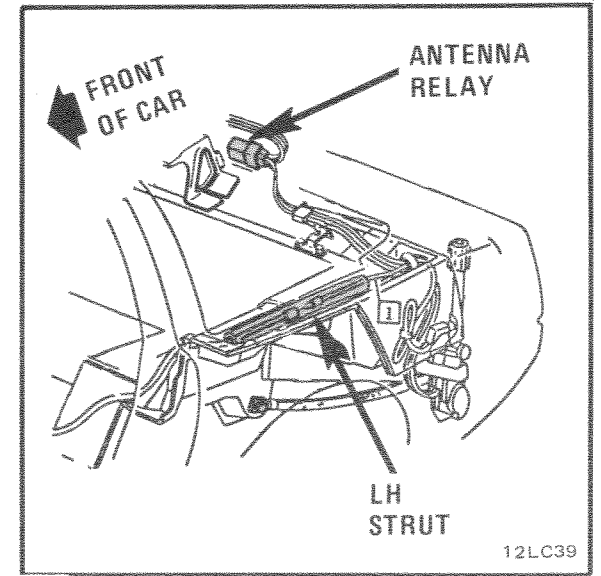


Figure D - LH Side Of Cargo Compartment




Figure B - Below Center Of Cargo Compartment

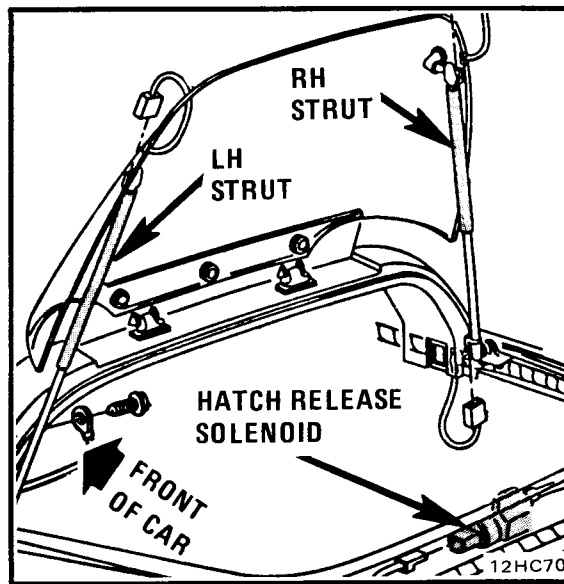


Figure C - Rear Cargo Compartment

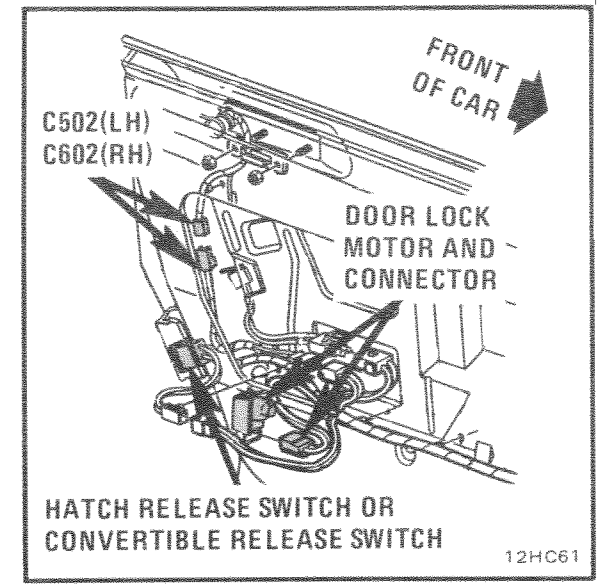


Figure E - Driver's Door (Passenger Door Similar)

COMPONENT LOCATION VIEWS

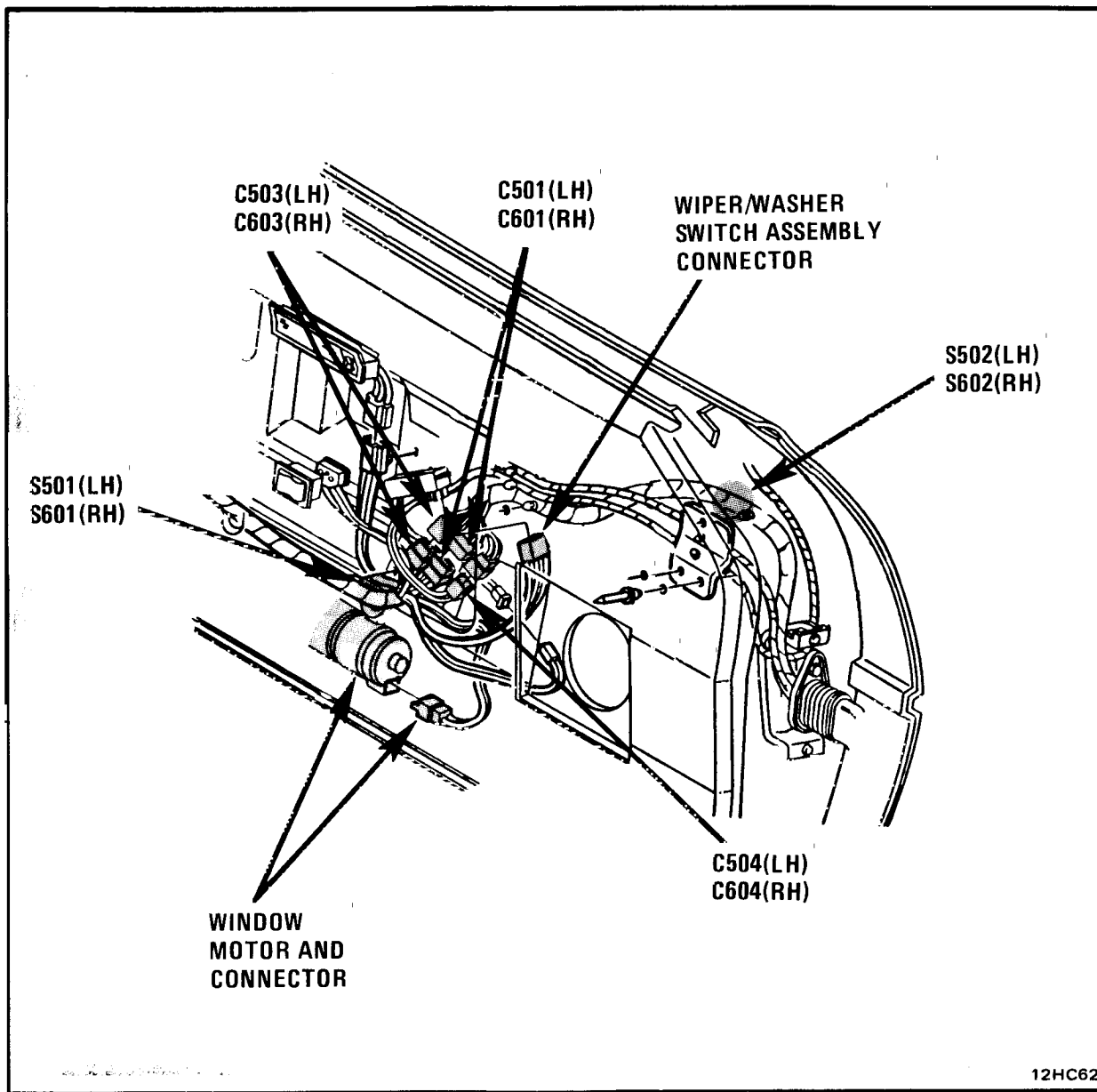


Figure A - Driver's Door (Passenger's Door Similar)

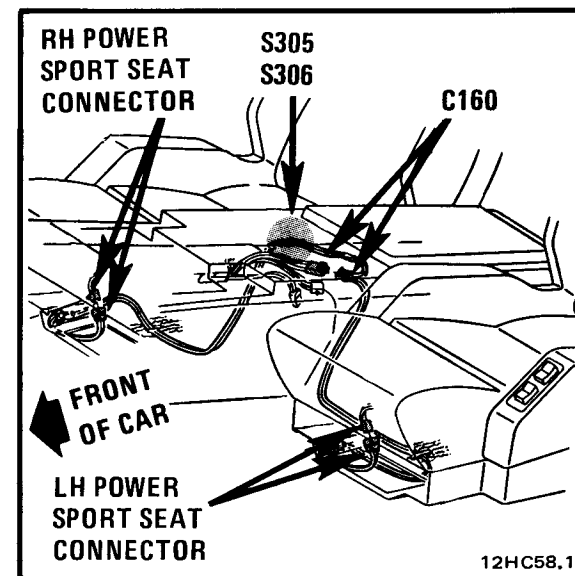


Figure B - Passenger Compartment

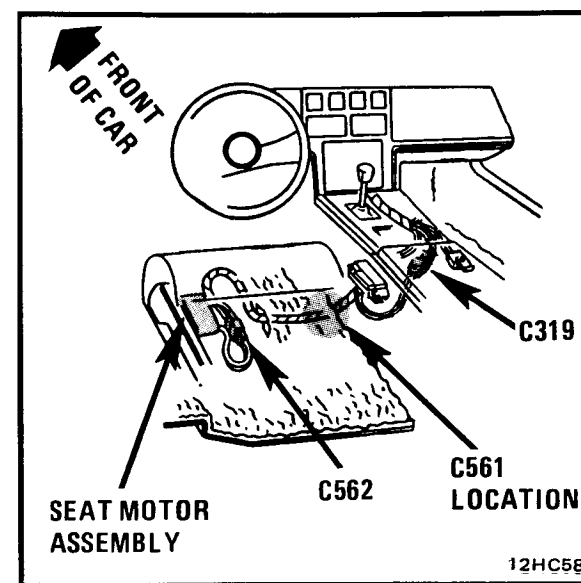


Figure C - LH Side Of Passenger Compartment

COMPONENT LOCATION VIEWS

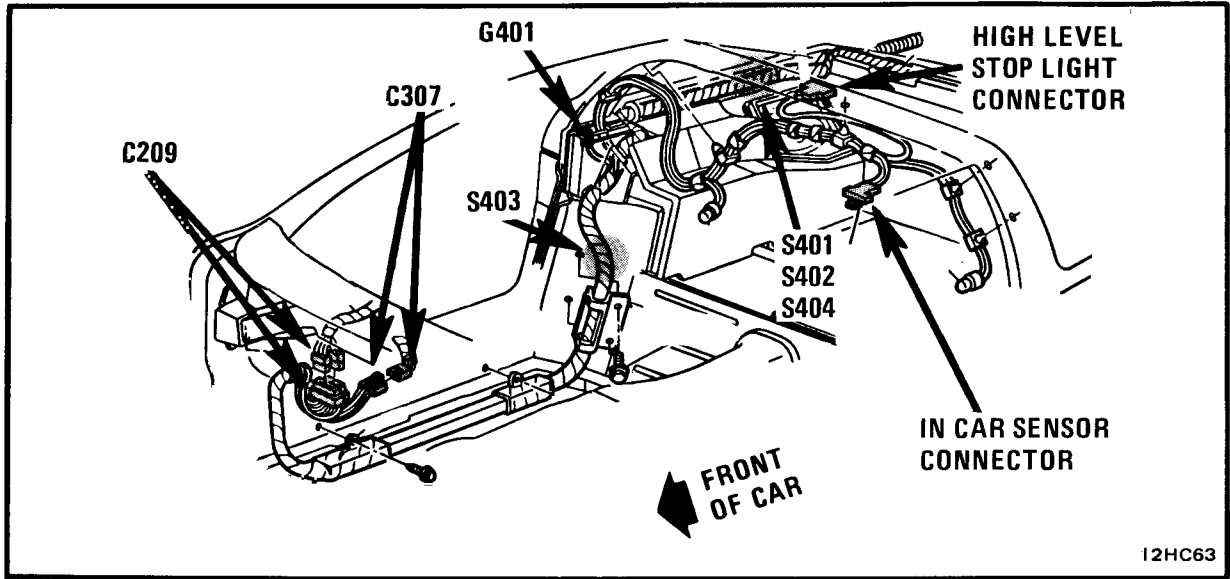


Figure A - RH Side Of Passenger Compartment

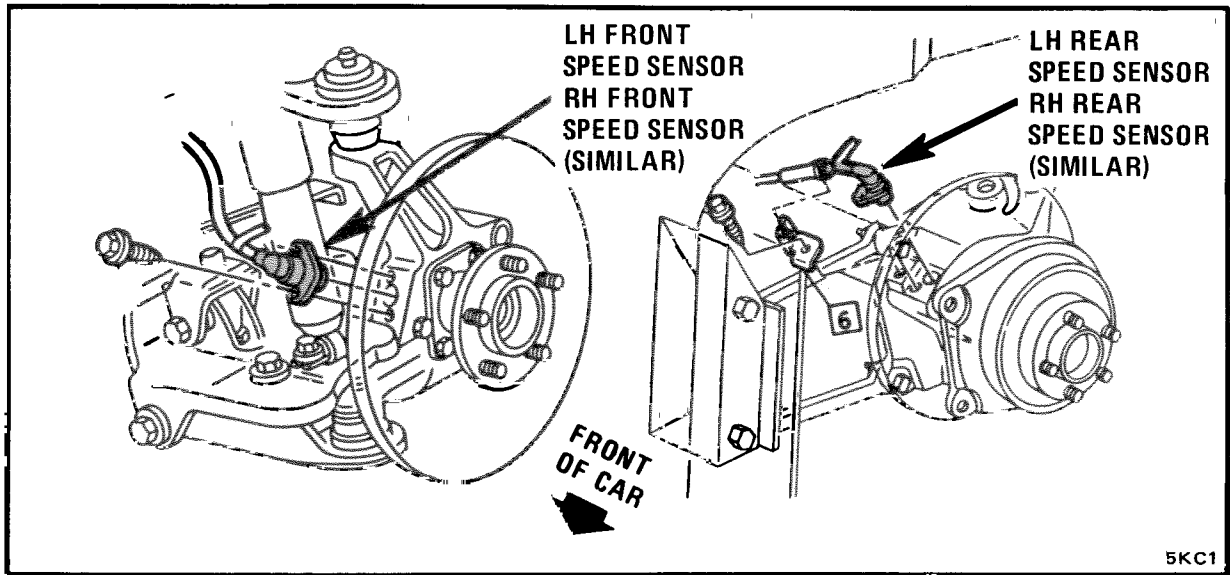


Figure B - Underneath Wheelwells

COMPONENT LOCATION VIEWS

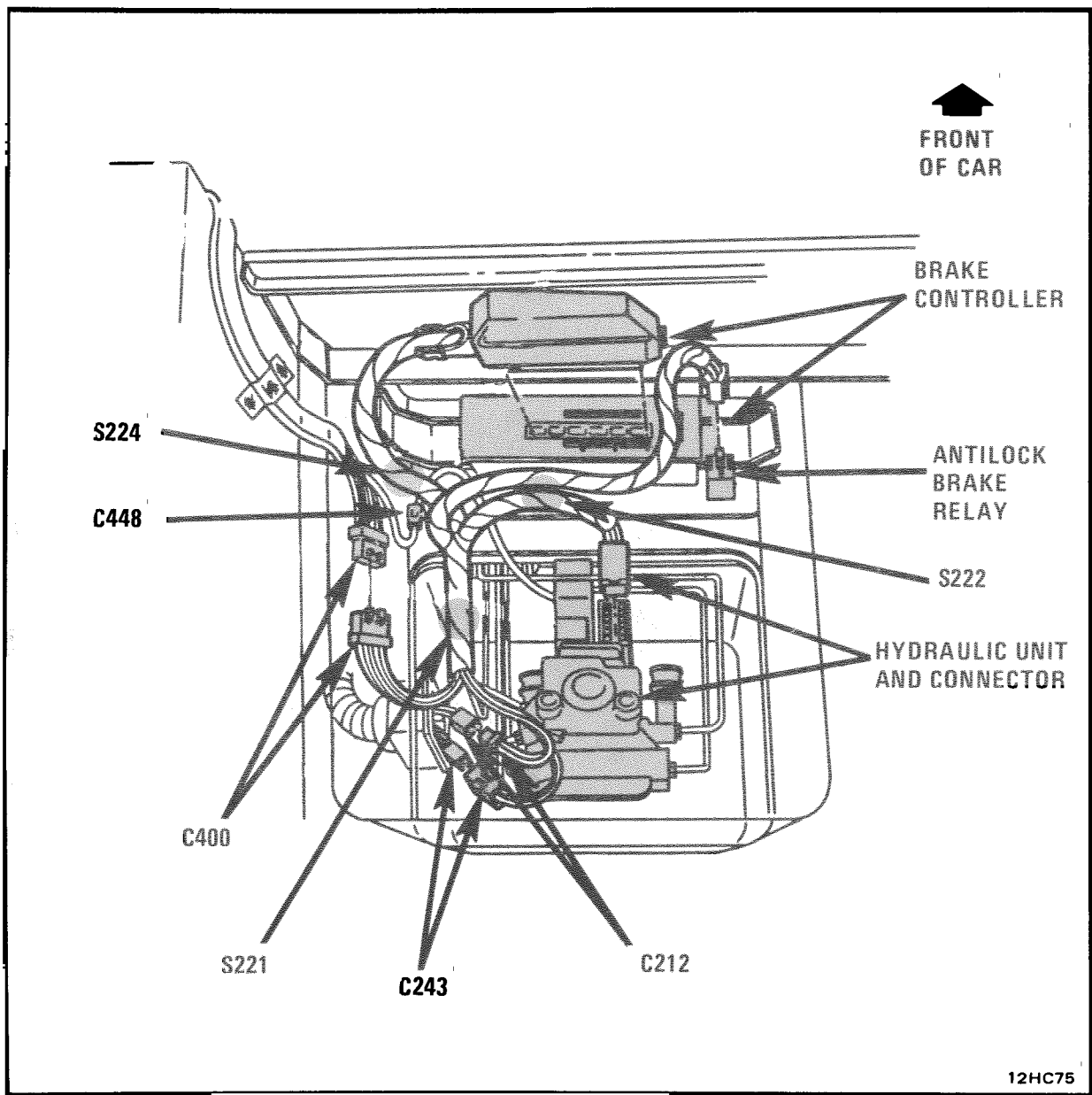


Figure A - LH Side Of Cargo Compartment

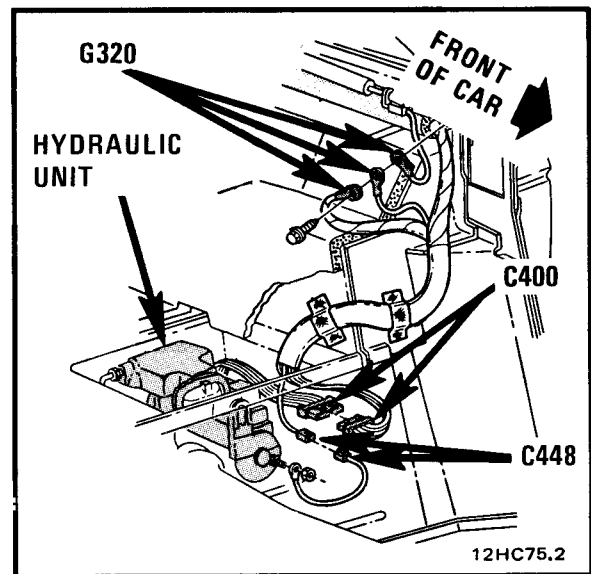
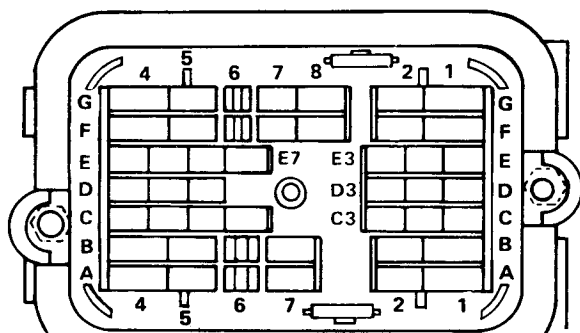


Figure B - LH Side Of Cargo Compartment

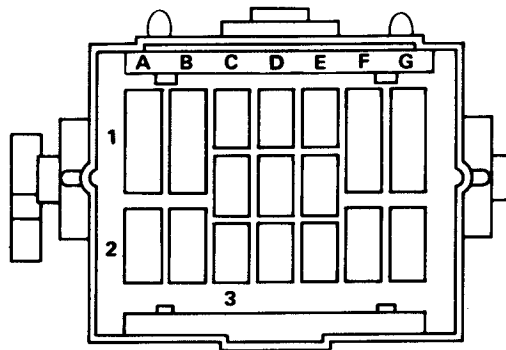
BLANK

HARNES CONNECTOR FACES

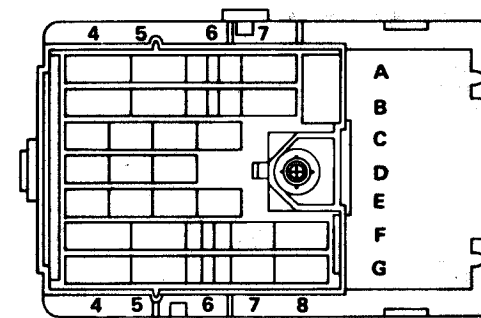
BULKHEAD CONNECTOR (C100)



(AS MOUNTED ON COWL)



ENGINE HARNESS CONNECTOR
(REMOVED FROM C100)



FRONT LIGHTS HARNESS CONNECTOR
(REMOVED FROM C100)

CAVITY	WIRE COLOR	CIRCUIT NUMBER	SCHEMATIC PAGE NAME
A1	3 RED	Z	Power Distribution
A2	.35 TAN	31	Instrument Panel
A4	2 YEL	10	Headlight Doors
A5	.8 ORN	57	Cornering Lights: Front Cornering
A6			Not Used
A7	2 GRY	950	Headlight Doors
B1	3 BLK	153	Instrument Panel
B2	5 RED	2	Charging And Starter System
B4	1 TAN	12	Headlights
B5	.8 PNK/WHT	40	Interior Lights: Glove Box/ Cigar Lighter/ Engine Lights
B6			Not Used
B7	.8 DK GRN/WHT	935	Cooling System (Single Fan)
C1	.8 BRN	96	Wiper/Washer Pulse
C2	.35 DK GRN	35	Instrument Panel
C3	1 PPL	92	Wiper/Washer Pulse
C4	8 PPL	34	Headlights: Fog Lights
C5	.8 DK GRN/YEL	428	Multiport Fuel Injection (Engine Data Sensors And Emission Controls)
C6	.35 LT GRN	402	Cruise Control
C7	.35 DK BLU	403	Cruise Control

HARNES CONNECTOR FACES

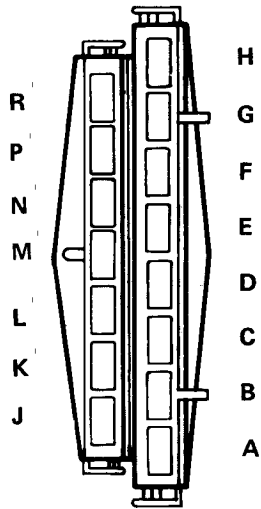
BULKHEAD CONNECTOR (C100)

CAVITY	WIRE COLOR	CIRCUIT NUMBER	SCHEMATIC PAGE NAME
D1	.5 LT BLU	995	Wiper/Washer Pulse
D2	1 GRY	91	Wiper/Washer Pulse
D3			Not Used
D4	.35 TAN	398	Cruise Control
D5	.8 PNK/BLK	39	Multiport Fuel Injection (Engine Data Sensors and Emission Controls)
D6	.35 DK BLU/WHT	399	Cruise Control
E1	.8 WHT	121	Multiport Fuel Injection/Ignition Electronic Spark Control
E2	.35 DK GRN/WHT	135	Instrument Panel
E3	1 LT GRN	66	Air Conditioning (Electronic and Manual)
E4	.8 YEL	904	Electronic Air Conditioning (C68)
E5	.8 BRN	9	Exterior Lights: Turn/Hazard/Stop/Front Marker/Front Park
E6	.35 DK BLU	351	Coolant Fan(Single Fan)
E7	.8 DK GRN	68	Telltale Indicators
F1	.8 DK/GRN/WHT	335	
F2	5 PPL	6	Starter
F4	.5 BRN	25	Charging System
F5	.8 BLK	58	Lights: Front Cornering
F6			Not Used
F7	1 BLK	154	Electronic Air Conditioning (C68)
F8	1 LT GRN	11	Headlights
G1	3 PNK	3	Multiport Fuel Injection, Ignition, Electronic Spark Control and Check Engine Light
G2	.8 PNK/BLK	39	Multiport Fuel Injection (Vehicle Sensors and Overdrive)
G4	.8 LT BLU	14	Exterior Lights: Turn/Hazard/Stop/Front Park
G5	2 DK GRN	29	Horns
G6			Not Used
G7	.35 TAN/WHT	33	Brake Warning System
G8	.8 DK BLU	15	Exterior Lights: Turn/Hazard/Stop/ Front Marker/Front Park

HARNESS CONNECTOR FACES

BODY CONNECTOR (C209)

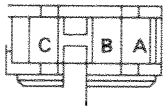
C209
TERMINAL VIEW



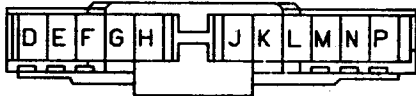
CAVITY	WIRE COLOR	CIRCUIT NUMBER	SCHEMATIC PAGE NUMBER
A		Not Used	
B	2 ORN/BLK	440	Antilock Brake System
C	.8 PNK	143	Power Antenna
D	2 PNK/WHT	40	Interior Lights: Courtesy/Map/Vanity/Spare Tire/Cargo/Header Map
E	.35 PNK	30	Instrument Panel
F	1 LT GRN	24	Back Up Lights
G	1 DK GRN	19	Exterior Lights: Turn/Hazard/Stop/Front Marker/Front Park
H	.8 BRN	9	Exterior Lights: Rear Marker/License/Rear Tail
J	.35 BRN/WHT	908	Hatch Release
K	1 YEL	18	Exterior Lights: Turn/Hazard/Stop/Front Marker/Front Park
L	1 LT BLU	120	Multiport Fuel Injection: Fuel Control and Fuel Delivery
M	.35 WHT	156	Interior Lights: Courtesy/Map/Vanity/Spare Tire/Cargo
N	.35 GRY	957	Telltale Indicators
P		20	Antilock Brake System and Exterior Lights: Turn Hazard/Stop/Front Marker/Front Park
R	.35 BLK	260	Theft Deterrent System

HARNESS CONNECTOR FACES

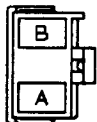
For C100, See Page 202-0




BLK 12004146
C104 (Socket Half) A-B



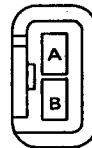
BLK 12004147
C104 (Socket Half)




BLK 12034343
C160 (Socket Half)




BLK 12015344
C162 (Socket Half)



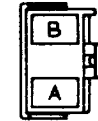
BLK 12047663
C163 (Socket Half)



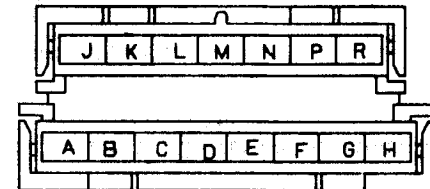
BLK 12010973
C172 (Socket Half)



BLK 12010973
C190 (Socket Half)

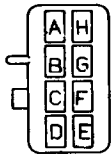


BLK 12034343
C191 (Socket Half)

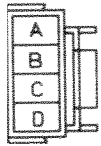


NAT 12020213
C209 (Socket Half)
For Details, See Page 202-2

HARNES CONNECTOR FACES



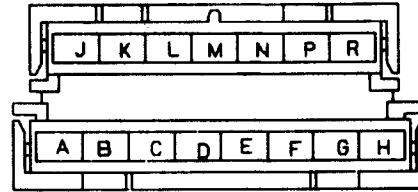
BLK 12047886
C210 (Socket Half)



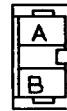
BLK 12015664
C211 (Socket Half)



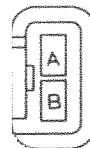
GRA 12034482
C237 (Socket Half)



NAT 12020213
C238 (Socket Half)



BLK 8900444
C240 (Socket Half)




BLK 12047663
C243 (Socket Half)



NAT 12015416
C250 (Socket Half)



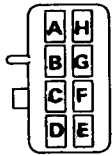
NAT 12015416
C251 (Socket Half)



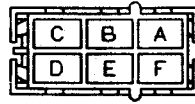
BLK 12020651
C280 (Socket Half)

HARNESS CONNECTOR FACES


CORVETTE



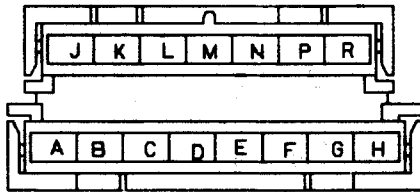
BLK 12047886
C280 (Socket Half)



BLK 12015344
C308 (Socket Half)



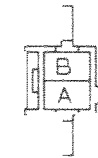
C B A
NAT 12033950
C314 (Socket Half)



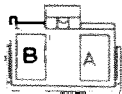
NAT 12020213
C290 (Socket Half)



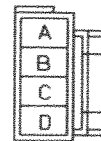
BLK 2977647
C309 (Socket Half)



BLK 8917548
C319 (PIN Half)



NAT 12015199
C307 (Socket Half)

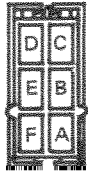


BLK 12015664
C310 (Socket Half)

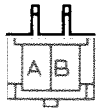


NAT 12015416
C400 (Socket Half)

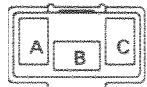
HARNES CONNECTOR FACES




GRA 12034482
C501 (Socket Half)



BLK 8911773
C502 (PIN Half)



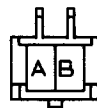
BLK 2984887
C503 (Socket Half)




BLK 8911922
C504 (PIN Half)




GRA 12034482
C601 (Socket Half)



BLK 8911773
C602 (PIN Half)



BLK 2984887
C603 (Socket Half)



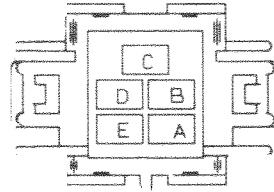
BLK 8911922
C604 (PIN Half)

HARNESS CONNECTOR FACES



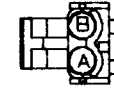
BLK 2973407

To A/C Compressor Clutch



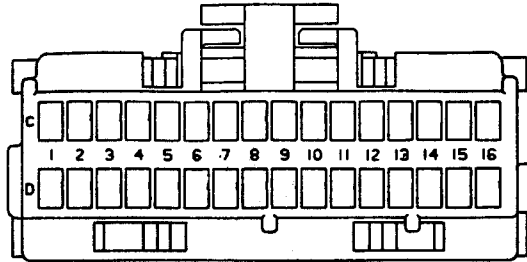
BLK 12020813

To A/C Control Head (Manual Air Conditioning) (C2)



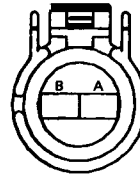
BLK 12015975

To Air Diverter Solenoid



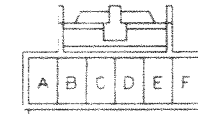
GRN 12045471

To A/C Control Head (Electronic Air Conditioning)



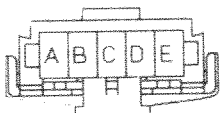
BLK 12041137

To A/C High Pressure Switch



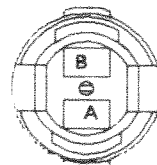
BLK 12004706

To Air Mixture Door Module



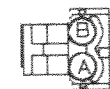
BLK 8917372

To A/C Control Head (Manual Air Conditioning) (C1)



BLK 12004827

To A/C Low Pressure Cut-Out Switch



GRY 12015977

To Air Switch Solenoid

HARNES CONNECTOR FACES



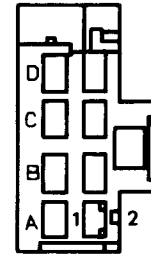
BLK 6288186

To Ambient Temperature Override Switch



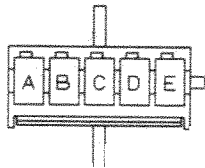
BLK 2973781

To Antilock Brake Diode



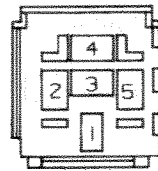
12047830

To Audio Alarm Module



BLK 12010015

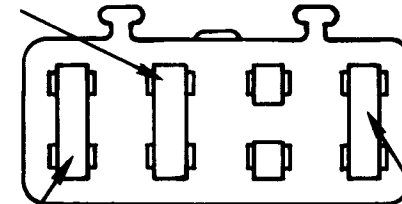
To Amplifier Relay



12033871

To Antilock Brake Relay

HORN
FUZE
10A

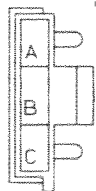


HATCH
FUZE
3A

CRANK
FUZE
5A

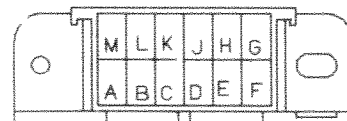
12052401

To Auxiliary Fuse Block



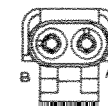
GRY 12020013

To Antenna Relay



BLK 12020043

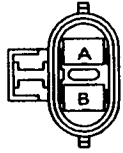
To Assembly Line Communication Link
Connector



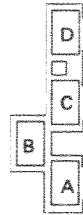
GRY 12015378

To Back Up Light Switch

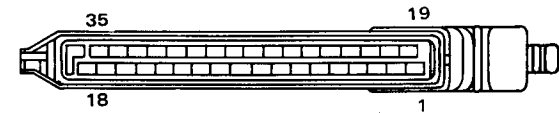
HARNES CONNECTOR FACES



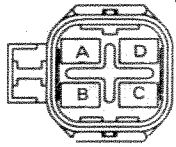
BLK 12052024
To Blower Control Module (C1)



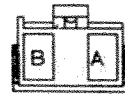
GRY 2965019
To Blower Resistors



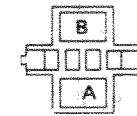
BLK 12052989
To Brake Controller



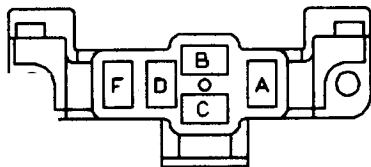
BLK 12052023
To Blower Control Module (C2)



NAT 12015199
To Bow/Panel Release Switch (LH Door)



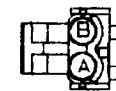
BLK 2984235
To Brake Switch



BLK 12010179
To Blower Relay




NAT 12015199
To Bow/Panel Release Switch (RH Door)



RED 12015978
To Canister Purge Solenoid

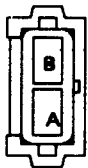
HARNES CONNECTOR FACES



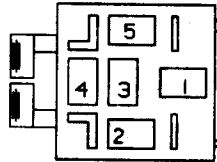
BLK 12041296
To Cigar Lighter



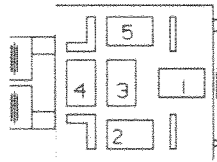
BLK 2984883
To Clutch Switch



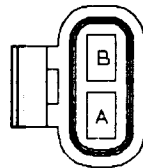
BLK 12020723
To Cold Start Injector



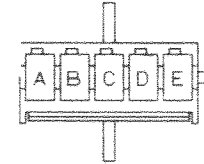
BLK 12034003
To Convertible Bow Release Relay



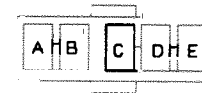
BLK 12034003
To Convertible Panel Release Relay



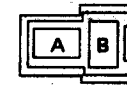
BLK 12033769
To Coolant Fan



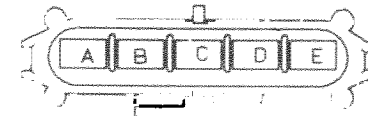
BLK 12010015
To Coolant Fan Relay



NAT 8900655
To Courtesy Light Delay Timer



BLK 2984883
To Cruise Control Clutch Switch

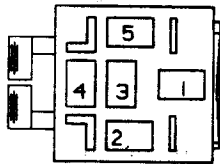


GRY 12020646
To Cruise Control Servo

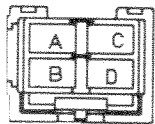
HARNESS CONNECTOR FACES



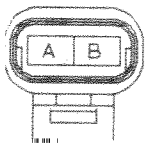
BLK 12015163
To Defogger Control



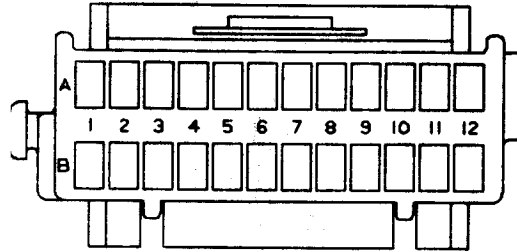
BLK 12034003
To Defogger Relay



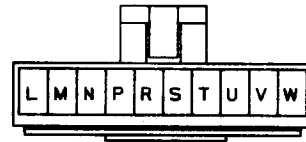
BLK 12020651
To Diode Module



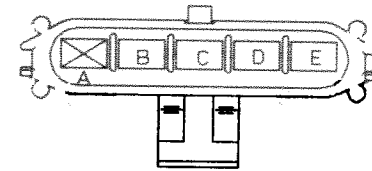
BLK 12040753
To ECM Coolant Temperature Sensor



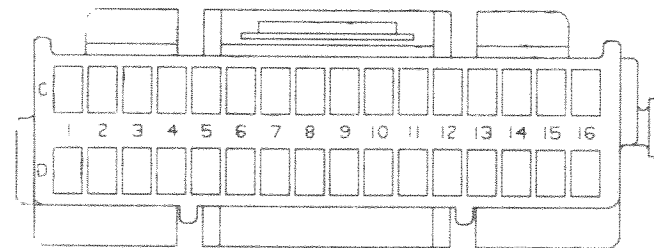
BLK 12020753
To Electronic Control Module (A & B)



GRY 12010123
To Electronic Climate Control Programmer

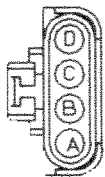


BLK 12015982
To Electronic Spark Control Module



BLK 12020754
To Electronic Control Module (C & D)

HARNES CONNECTOR FACES



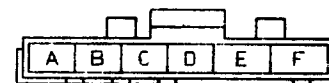
BLK 12020832

To Electronic Timing Distributor



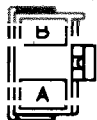
BLK 12020723

To Fuel Injectors



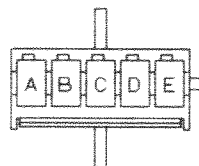
BLK 12015307

To Gear Selector Switch



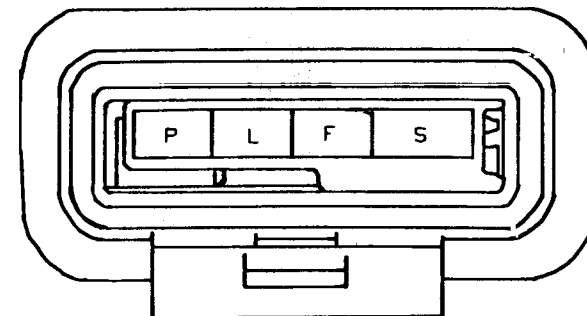
BLK 12034343

To Exhaust Gas Recirculation Solenoid



BLK 12010015

To Fuel Pump Relay



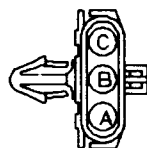
12045896

To Generator



BLK 8905790

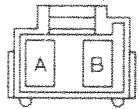
To Fog Light Switch



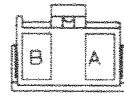
GRY 12034345

To Fuel Tank Unit

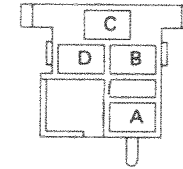
HARNES CONNECTOR FACES



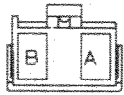
NAT 12015271
To Glove Box Light




NAT 12015199
To Hatch Release Relay



BLK 8917693
To Headlight Dimmer Switch



NAT 12015199
To Hatch Ajar Switch



BLK 2984164
To Hatch Release Switch (RH Door)




BLK 12047782
To Header Map Light



BLK 2984164
To Hatch Release Relay

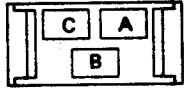


NAT 2962910
To Hazard Flasher

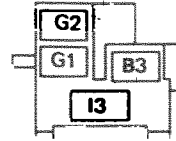


BLK 12015454
To High level Stop Light

HARNESS CONNECTOR FACES



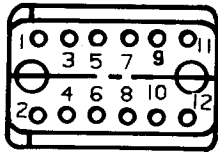
BLK 2984164
To Horn Relay



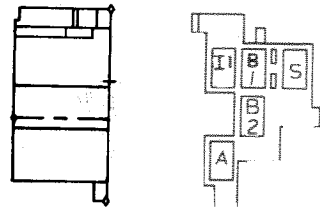
BLK 6294641
To Ignition Switch (C1)



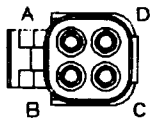
NAT 12010487
To In Car Sensor



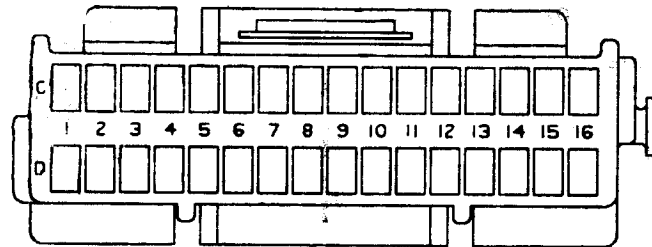
BLK 12052795
To Hydraulic Unit



BLU 12010966
To Ignition Switch (C2)

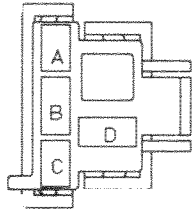


BLK 12015798
To Idle Air Control Stepper Motor



BLK 12020754
To Instrument Cluster

HARNES CONNECTOR FACES




BLK 12020266
To Isolation Relay




BLK 12020723
To Lateral Accelerator



NAT 12033746
To LH Door Ajar Switch



BLK 12015344
To LH Door Amplifier Speaker Unit



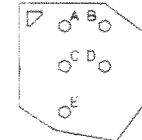
BLK 12010973
To LH Door Arm Switch



NAT 8900837
To LH Door Jamb Switch



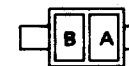
BLK 8911772
To LH Door Lock Motor



BLK/NAT 12004680
To LH Door Lock Switch

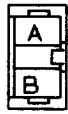


BLK 12015454
To LH Engine Light

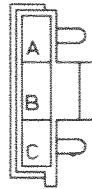


BLK 8900863
To LH Footwell Courtesy Light

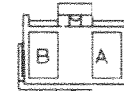
HARNES CONNECTOR FACES



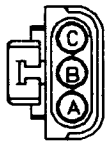
BLK 8900444
To LH Front Speaker



GRY 12020013
To LH Headlight Door Relay (C1)



NAT 12015199
To LH Panel Ajar Switch



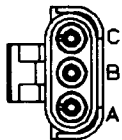
GRY 12034351
To LH Headlight Door Motor Assembly
(C1)



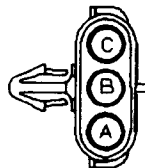
GRY 12020013
To LH Headlight Door Relay (C2)



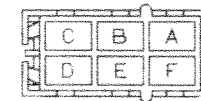
BLK 8917548
To LH Power Sport Seat Assembly



BLK 12015793
To LH Headlight Door Motor Assembly
(C2)




BLK 12020425
To LH Map/Courtesy Light

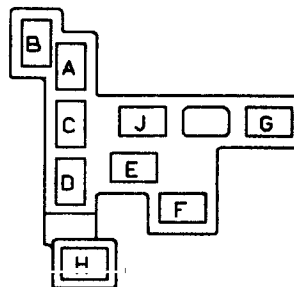


BLK 12015344
To LH Rear Amplifier Speaker Unit

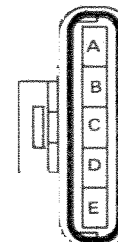
HARNESS CONNECTOR FACES



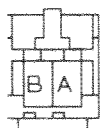
BLK 8911772
To LH Rear Speaker



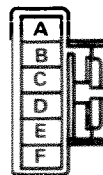
BLK 12004626
To Light Switch



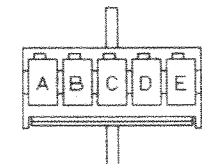
BLK 12040947
To Mass Air Flow Sensor



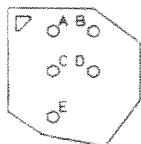
BLK 12004140
To LH Window Motor



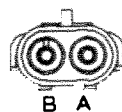
NAT 12045795
To Low Coolant Module



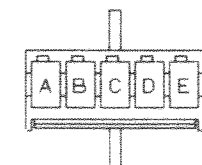
BLK 12010015
To Mass Burn Off Control Relay



BLK/NAT 12004680
To LH Window Switch




BLK 12010973
To Manifold Absolute Temperature Sensor

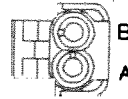


BLK 12010015
To Mass Burn Off Relay

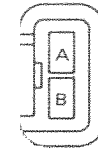
HARNES CONNECTOR FACES



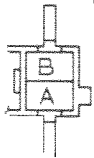
BLK 2977044
To Mirror Select Switch



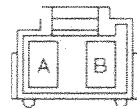
BLK 12015792
To Outside Sensor



BLK 12047663
To Overdrive Select Switch



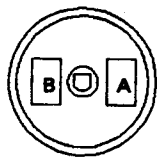
BLK 8917548
To Oil Pressure Sensor



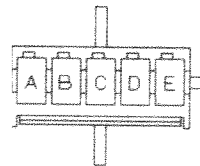
NAT 12015271
To Overdrive Enable Switch



BLK 2984092
To Overdrive Solenoid



BLK 12004275
To Oil Pressure Switch

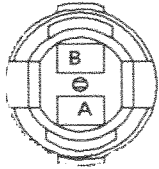


BLK 12010015
To Overdrive Relay

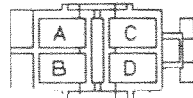


BLK 8911772
To Panel Release Solenoid

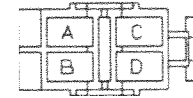
HARNESS CONNECTOR FACES



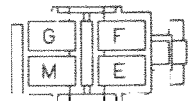
BLK 12004827
To Pressure Cycling Switch



NAT 12004544
To Radio (C4)



NAT 12004544
To Radio (Delco Bose® (C4)



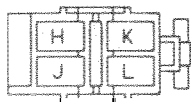
BLK 12004543
To Radio (C1)



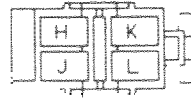
BLK 12004543
To Radio (Delco Bose® (C1)



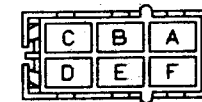
NAT 12033746
To RH Door Ajar Switch



BLU 12004545
To Radio (C3)

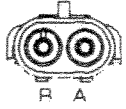


BLU 12004545
To Radio (Delco Bose® (C3)



BLK 12015344
To RH Door Amplifier Speaker Unit

HARNES CONNECTOR FACES



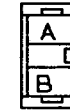
BLK 12010973

To RH Door Arm Switch



BLK 8911772

To RH Door Lock Motor



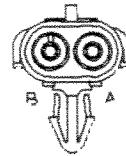
BLK 8900444

To RH Front Speaker



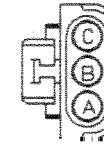
NAT 8900837

To RH Door Jamb Switch



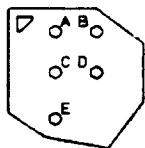
BLK 12015454

To RH Engine Light



GRY 12034351

To RH Headlight Door Motor Assembly
(C1)



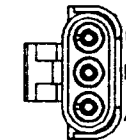
BLK/NAT 12004680

To RH Door Lock Switch



BLK 8900863

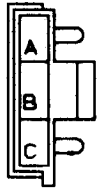
To RH Footwell Courtesy Light



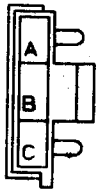
BLK 12015793

To RH Headlight Door Motor Assembly
(C2)

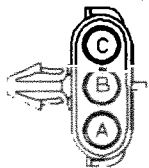
HARNESS CONNECTOR FACES



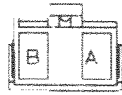
GRY 12020013
To RH Headlight Door Relay (C1)



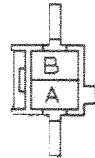
GRY 12020013
To RH Headlight Door Relay (C2)



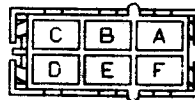
BLK 12020425
To RH Map/Courtesy Light



NAT 12015199
To RH Panel Ajar Switch



BLK 8917548
To RH Power Sport Seat Assembly



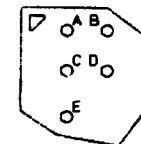
BLK 12015344
To RH Rear Amplifier Speaker Unit



BLK 8911772
To RH Rear Speaker

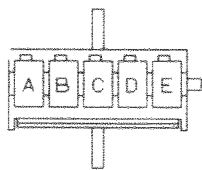


BLK 12004140
To RH Window Motor

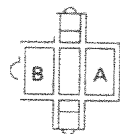


BLK/NAT 12004680
To RH Window Switch

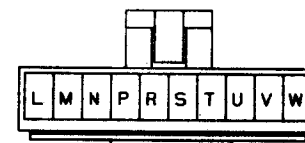
HARNES CONNECTOR FACES



BLK 12010015
To Ştarter Enable Relay



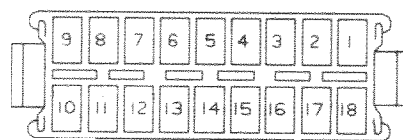
NAT 12010649
To TCC/Cruise Brake Switch (C2)



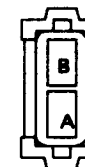
GRY 12010123
To Theft Deterrent Decoder Module



BLK 2977647
To Seatbelt Switch



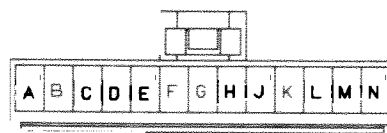
BLK 8900371
To Telltale Assembly



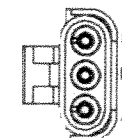
BLK 12020723
To Thermo Time Switch



BLK 2973872
To TCC/Cruise Brake Switch (C1)

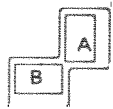


BLK 12015130
To Theft Deterrent Controller

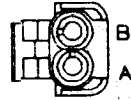


BLK 12015793
To Throttle Position Sensor

HARNES CONNECTOR FACES



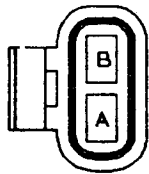
BLK 2973385
To Turn Flasher



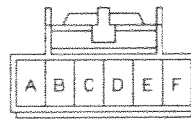
BLK 12015792
To Washer Pump Motor



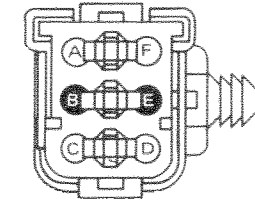
BLK 12020557
To Wiper/Washer Motor Module (C2)



BLK 12033769
To Underhood Fuse



BLK 12004706
To Wiper/Washer Switch Assembly (C1)



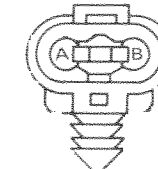
GRAY 62506-M
Within Power Sport Seat Assembly (C1)



BLK 12015792
To Vehicle Speed Sensor

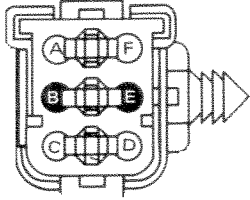


BLK 12020014
To Wiper/Washer Motor Module (C1)



62502-M
Within Power Sport Seat Assembly (C2)

HARNESS CONNECTOR FACES



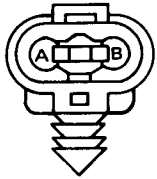
GRAY 62506-M

Within Power Sport Seat Assembly (C3)

Not Available

8917546

Within Power Sport Seat Assembly (C6)



62502-M

Within Power Sport Seat Assembly (C4)

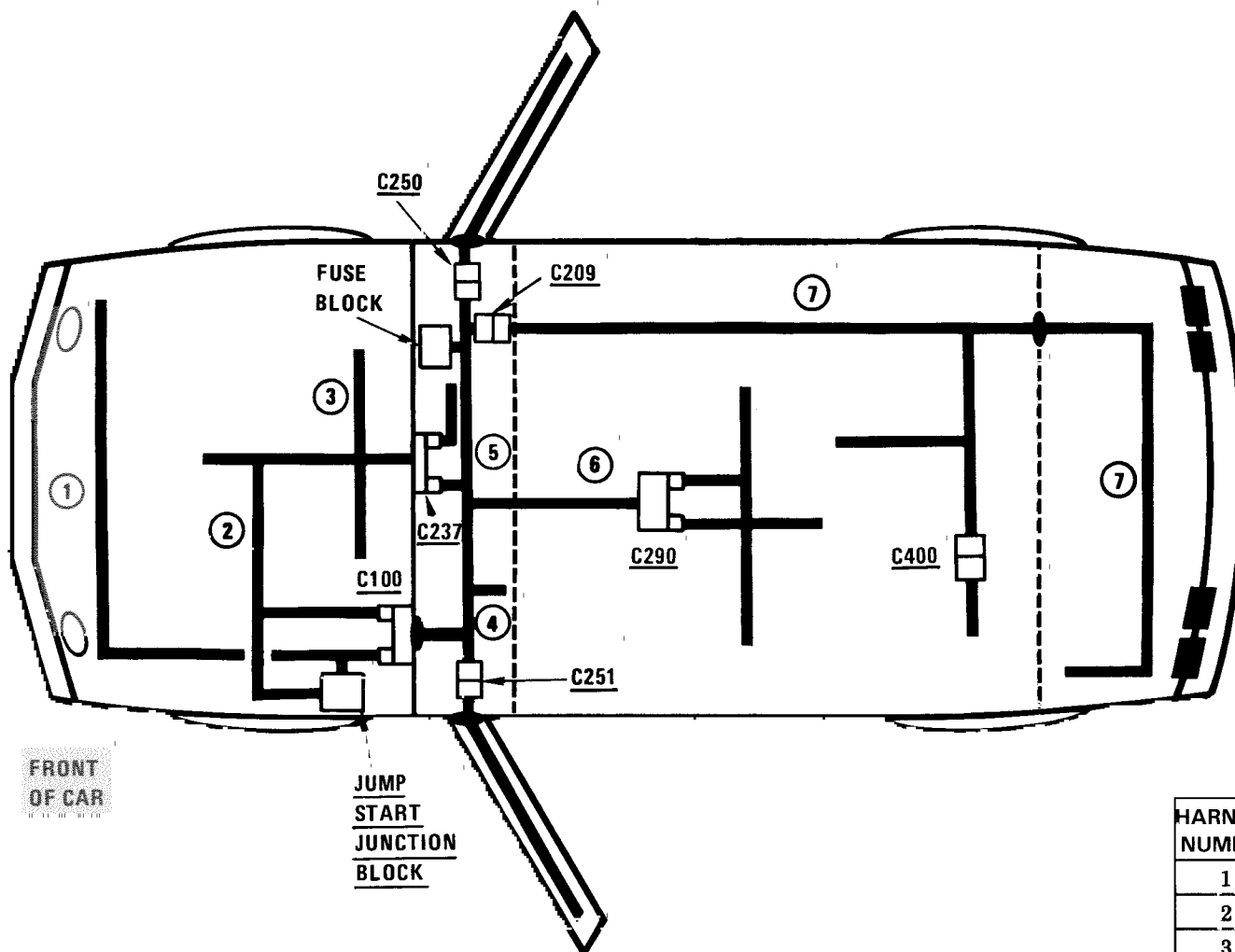
Not Available

C7

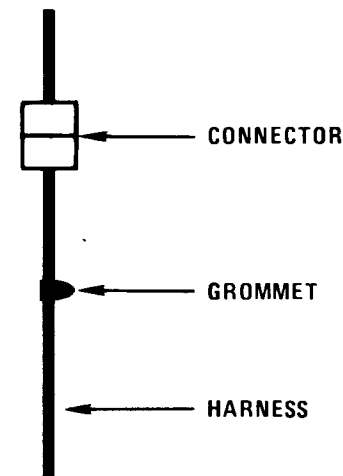
Within Power Sport Seat Assembly (C7)

BLANK

HARNES ROUTING VIEWS



SYMBOLS



HARNES NUMBER	HARNES NAME	DETAIL VIEW PAGE-FIGURE
1	FORWARD LAMP	201-12 B, C, D
2	ENGINE	201-0 A, B, C
3	AIR CONDITIONING	201-11 A, B
4	INSTRUMENT PANEL	
5	DASH	201-10 A, B
6	CONSOLE	201-8 A
7	REAR BODY	201-13 A, B
8	ANTILOCK BRAKES	201-16 A, B