

# INSTALLATION & OPERATING INSTRUCTIONS

for

## EURO SERIES HOT FOOD MERCHANDISERS™

### MODELS: ES-1-1P, ES-2-2P, ES-3-3P



*Shown with optional flip-up doors.*

TO BE SERVICED ONLY BY AUTHORIZED PERSONS





## IMPORTANT WARNING AND SAFETY INFORMATION



### NOTE:

This manual contains important safety and installation-operation instructions. Require all operators to read this manual thoroughly before installing, operating or servicing this equipment. Improper installation, adjustment, alteration, service or maintenance can cause property damage, injury or death.



### DANGER!

Disconnect power supply before servicing or cleaning this unit. Safeguard power so it cannot be accidentally restored. Failure to do so could result in serious injury.



### DANGER!

If the power supply cord appears to be damaged, do not attempt to operate the unit. Contact a service agent or qualified electrician to repair!



### WARNING:

When replacing bulbs, it is critical that they meet or exceed NSF standards for use in food holding areas. This is necessary to ensure that in the event of breakage, food contamination and/or personal injury doesn't occur.



### CAUTION:

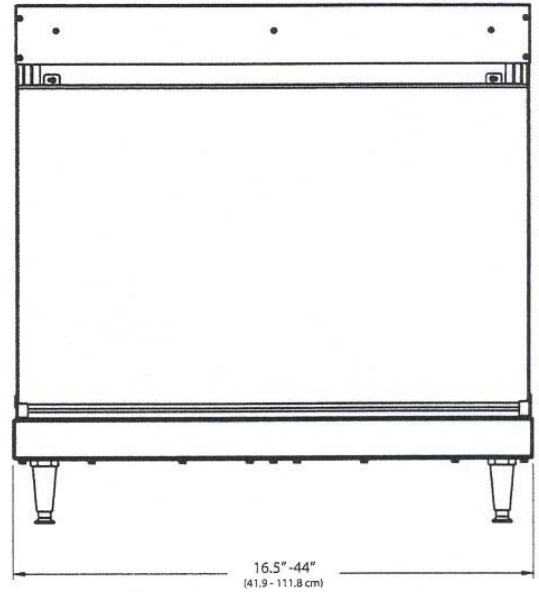
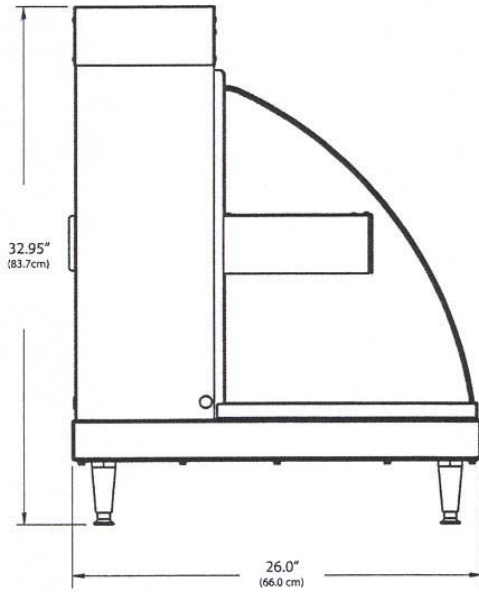
When using cleaning solutions, be sure they meet local and national health standards.

## TABLE OF CONTENTS

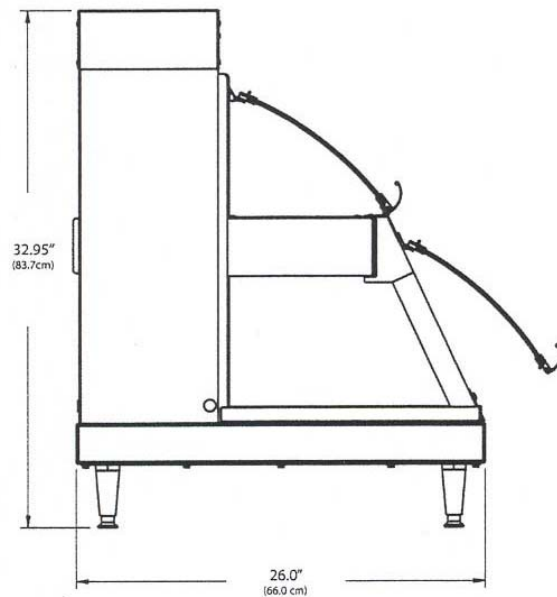
WARNING AND SAFETY INFORMATION.....	2
UNIT SPECIFICATIONS.....	3
BEFORE INSTALLATION.....	4
SITE PREPARATION.....	4
INSTALLATION INSTRUCTIONS.....	4
OPERATING INSTRUCTIONS.....	4
TEMPERATURE ADJUSTMENT.....	4
CLEANING & MAINTENANCE INSTRUCTIONS.....	5
SERVICE.....	5
WARRANTY.....	6

# UNIT SPECIFICATIONS

Standard Models



Models with optional flip-up doors.



Model	Voltage / Amps			Watts	Width in. / kg.	Net Wt. lbs. / kg.	Ship Wt. lbs. / kg.	Ship Vol. cu. ft. / cu. meter
	120V	120/208V	120/240V					
ES-1-1P	12.2	N/A	N/A	1460	16.5/41.9	95/43.1	110/49.9	10.2/0.29
ES-2-2P	15.1	8.7	7.5	1810	33/83.8	130/59.0	175/79.5	16.5/0.46
ES-3-3P	19.1	11.0	9.5	2290	44/111.8	170/77.2	215/97.6	22/0.62

## BEFORE INSTALLATION

NOTE: Upon receipt of this product, immediately unpack and inspect for possible concealed shipping damage. If the unit is found to be damaged, save all packing materials and contact your delivery carrier within 15 days. Refer to "Shipping Damage Instructions" enclosed for detailed instructions. Failure to follow these instructions will negate Merco's or your ability to file claims and receive compensation for shipping damage.

This manual contains important safety and installation/operation instructions. Require all operators to read this manual before using the unit. Failure to follow the instructions contained in this manual may cause injury or damage to the unit and will void the warranty.

## SITE PREPARATION

Choose a well-ventilated location. Place the unit on a suitable table or counter capable of supporting its weight. The power supply must be in accordance with the specifications on the data plate located on the rear of the appliance. It should be installed on a dedicated service line with no other equipment on the circuit. The unit must be positioned so that the unit's plug is accessible.

## INSTALLATION INSTRUCTIONS

1. Insure the electrical circuit used to supply electricity to the unit has the same voltage rating as indicated on the data plate.
2. Place unit on an appropriate bench or table.
3. Plug cordset into receptacle.

## OPERATING INSTRUCTIONS



### DANGER!

UNIT MAY BE HOT! Use caution while working around this unit as it may become hot to touch. Failure to heed these instructions could result in serious injury.



### CAUTION:

Do not allow food to cool before placing in the unit. Food that has been heated once and then cooled has lost most of its moisture while setting out. It cannot be reheated with satisfactory results.



### CAUTION:

Do not allow food items to rest directly on the shelf. All food items should be placed in removable pans to ensure the utmost in product quality.

1. Turn "ON/OFF" switch to the "ON" position.
2. Allow the unit to heat for approximately 30 minutes.
3. Place hot, cooked food (in removable pans) on the shelf/shelves inside the unit. *NOTE: Food items must be placed in pans prior to placing on shelves. Never place food items directly onto the shelves.*

## TEMPERATURE ADJUSTMENT

If temperature adjustment is needed, set the knob to the desired setting.

## CLEANING & MAINTENANCE INSTRUCTIONS



**DANGER:** Disconnect power supply before servicing or cleaning this unit. Safeguard power so it cannot be accidentally restored. Failure to do so could result in serious injury.



**DANGER:** Be careful not to allow water to run into electrical compartments as electrical shock or damage could result.



**CAUTION:** Unit must be cool to touch and disconnected from power source prior to cleaning. Do not use power-cleaning equipment, steel wool, or wire brushes on stainless steel or painted surfaces.



**CAUTION:** Do not use caustic or alkaline cleaners on the interior of the unit. These cleaners can damage the specially finished surfaces of the unit interior.

### GENERAL CLEANING

1. The exterior of this unit may be cleaned with a soft, damp, soapy cloth or sponge. Be careful not to scratch the surface.
2. Rinse with a clean, damp, soft cloth or sponge.
3. The glass may be cleaned with Windex or a multi-surface cleaner.
4. **CAUTION:** Be careful not to allow water to run into electrical compartments as electrical shock or damage could result.
5. The interior surface of these units needs nothing more than a daily wiping with a damp, soft cloth.
6. Do not use abrasive cleaners on any part of unit. This will cause damage to the finish of the unit.

### **SERVICE**

If the unit fails to operate, check the circuit breaker to be sure it is turned on and check the ON/OFF switch to be sure it is turned on before you call a service agency. To find the service agency nearest you, call Merco Savory Technical Service at (800) 678-9511 or visit our website at [www.mercosavory.com](http://www.mercosavory.com).

## LIMITED WARRANTY FOR COMMERCIAL PRODUCTS

### LIMITED WARRANTY

Merco/Savory LLC, ("Merco") warrants this product to be free from defects in material and workmanship for a period of one (1) year from the date the product is installed or eighteen (18) months from the date of shipment from our facility, whichever comes first.

During the warranty period, Merco shall, at Merco's option, repair, or replace parts determined by Merco to be defective in material or workmanship, and with respect to services, shall re-perform any defective portion of said services. The foregoing shall be the sole obligation of Merco under this Limited Warranty with respect to the equipment, products, and services. With respect to equipment, materials, parts and accessories manufactured by others, Merco's sole obligation shall be to use reasonable efforts to obtain the full benefit of the manufacturer's warranties. Merco shall have no liability, whether in contract, tort, negligence, or otherwise, with respect to non-Merco manufactured products.

### WHO IS COVERED

This Limited Warranty is available only to the original purchaser of the product and is not transferable.

### EXCLUSIONS FROM COVERAGE

- Repair or replacement of parts required because of misuse, improper care or storage, negligence, alteration, accident, use of incompatible supplies or lack of specified maintenance shall be excluded
- Normal maintenance items, including but not limited to, light bulbs, fuses, gaskets, O-rings, interior and exterior finishes, lubrication, delimiting, broken glass, etc.
- Failures caused by improper or erratic voltages
- Improper or unauthorized repair
- Changes in adjustment and calibration after ninety (90) days from equipment installation date
- This Limited Warranty will not apply to any parts subject to damage beyond the control of Merco, or to equipment which has been subject to alteration, misuse or improper installation, accidents, damage in shipment, fire, floods, power changes, other hazards or acts of God that are beyond the control of Merco
- This Limited Warranty does not apply, and shall not cover any products or equipment manufactured or sold by Merco when such products or commercial equipment is installed or used in a residential or non-commercial application. Installations not within the applicable building or fire codes render this Limited Warranty and any responsibility or obligations associated therein null and void. This includes any damage, costs, or legal actions resulting from the installation of any Merco commercial cooking equipment in a non-commercial application or installation, where the equipment is being used for applications other than those approved for by Merco.

### LIMITATIONS OF LIABILITY

The preceding paragraphs set forth the exclusive remedy for all claims based on failure of, or defect in, products or services sold hereunder, whether the failure or defect arises before or during the warranty period, and whether a claim, however instituted, is based on contract, indemnity, warranty, tort (including negligence), strict liability, implied by statute, common-law or otherwise, and Merco its servants and agents shall not be liable for any claims for personal injuries, incidental or consequential damages or loss, howsoever caused. Upon the expiration of the warranty period, all such liability shall terminate. THE FOREGOING WARRANTIES ARE EXCLUSIVE AND IN LIEU OF ALL OTHER WARRANTIES, WHETHER WRITTEN, ORAL, IMPLIED OR STATUTORY NO IMPLIED WARRANTY OF MERCHANTABILITY OR FITNESS FOR PARTICULAR PURPOSE SHALL APPLY. MERCO DOES NOT WARRANT ANY PRODUCTS OR SERVICES OF OTHERS.

### REMEDIES

The liability of Merco for breach of any warranty obligation hereunder is limited to: (i) the repair or replacement of the equipment on which the liability is based, or with respect to services, re-performance of the services; or (ii) at Merco's option, the refund of the amount paid for said equipment or services.

Any breach by Merco with respect to any item or unit of equipment or services shall be deemed a breach with respect to that item or unit or service only

### WARRANTY CLAIM PROCEDURE

Customer shall be responsible to:

- Immediately advise the Dealer or Merco's Authorized Service Agent of the equipment serial number and the nature of the problem.
- Verify the problem is a factory responsibility. Improper installation or misuse of equipment, are not covered under this Limited Warranty.
- Cooperate with the Service Agency so that warranty service may be completed during normal working hours.
- Travel Time not to exceed two hours and mileage not to exceed one hundred (100) miles.
- Portable equipment weighting less than ninety (90) pounds must be delivered to the Service Agent at Customer's expense.

### GOVERNING LAW

This Limited Warranty shall be governed by the laws of the state of Delaware, USA, excluding their conflicts of law principles. The United Nations Convention on Contracts for the International Sale of Goods is hereby excluded in its entirety from application to this Limited Warranty

Merco Savory LLC  
1111 North Hadley Road  
Fort Wayne, Indiana 46804  
USA

[www.mercosavory.com](http://www.mercosavory.com)

This page intentionally left blank.



Merco Savory, LLC  
1111 North Hadley Road  
Fort Wayne, Indiana 46804  
United States of America

Telephone: (260) 459-8200  
U.S. Facsimile: (888) 790-8193  
Int'l Facsimile: (260) 436-0735

Technical Support Hotline: (800) 678-9511

[www.mercosavory.com](http://www.mercosavory.com)

