

IMPORTANT SAFETY INSTRUCTIONS

This lighted mirror has a polarized plug (one blade is wider than the other). As a safety feature, this plug will fit in a polarized outlet only one way. If the plug does not fit fully in the outlet, reverse the plug. If it still does not fit, contact a qualified electrician. Never use with an extension cord unless plug can be fully inserted. Do not attempt to defeat this safety feature.

THIS APPLIANCE IS INTENDED FOR HOUSEHOLD USE. WHEN USING ELECTRICAL APPLIANCES, BASIC SAFETY PRECAUTIONS SHOULD ALWAYS BE TAKEN, INCLUDING THE FOLLOWING:

WARNING—TO REDUCE THE RISK OF BURNS, ELECTROCUTION, FIRE, OR INJURY TO PERSONS:

1. Read all instructions before using the appliance.
2. To protect against electrical hazards, do not use while bathing or in the shower.
3. Close supervision is necessary when any appliance is used by or near children or by individuals with certain disabilities.
4. Unplug the appliance from outlet when not in use and before cleaning. Do not leave appliance unattended when it is plugged in. Keep cord away from heated surfaces.
5. Do not operate this appliance with a damaged cord or plug or if the appliance malfunctions or has been dropped or damaged in any manner. Return appliance to nearest service facility for examination, electrical or mechanical adjustment, or repair. No repairs should be attempted by the consumer.
6. Use appliance only for intended use as described in this instruction book. The use of attachments not recommended or sold by Conair may cause hazards.

7. Do not use outdoors or operate where aerosol (spray) products are being used, or where oxygen is being administered.
8. Be sure mirror is not in a position where it can reflect sunlight; reflected sunlight can cause fire.
9. Do not drop or insert any object into any opening as this may cause an electrical hazard.
10. Do not block openings. Do not use on a soft surface such as a bed, where openings may be blocked.
11. Turn switch to OFF position, allow unit to cool and unplug cord before replacing light bulbs.
12. Do not place in or drop into water or other liquid.
13. If an appliance falls into water, unplug it immediately. Do not reach into the water.
14. Never use while sleeping.
15. Do not use a bulb greater than 15 watts. Use on any 120 volt 60 hertz AC electric outlet (ordinary house current). Do not use it on any other electrical outlet.

SAVE THESE INSTRUCTIONS

OPERATING INSTRUCTIONS

CAUTION: BE SURE DIRECT SUNLIGHT DOES NOT STRIKE MAGNIFYING SIDE OF MIRROR WHEN LEFT UNATTENDED; REFLECTED.

1. Your lighted makeup mirror will swivel so that you can use either the normal, flat mirror or the 5x magnifying mirror located on the opposite side.
2. Plug cord into any standard 120 volt wall outlet. To turn on light, simply turn the switch on the line cord to on settings.
3. After use, always turn the mirror to the OFF

MAINTENANCE

Your lighted mirror is designed for household use and is virtually maintenance-free. No lubrication is needed.

If cleaning becomes necessary, disconnect the appliance from the power source and wipe exterior with a damp cloth. Clean mirror surfaces with a glass cleaner. Do not light until you are certain mirror is completely dry to protect against electrical hazards.

If any abnormal condition occurs, unplug the lighted mirror, allow it to cool, and return it to an authorized service centre for repair.


STORAGE

Disconnect from electrical outlet. BE SURE DIRECT SUNLIGHT DOES NOT STRIKE MAGNIFYING SIDE OF MIRROR WHEN LEFT UNATTENDED. Allow to cool to room temperature before storing. Place in cool, dry area out of reach of children, where mirror will not be damaged.

Handle cord carefully for longer life; do not jerk or strain at plug connections, or wrap cord around mirror for storage. This could cause damage to the cord or a short circuit. To store mirror, coil cord loosely.

**WARNING:
IF YOU THINK THE
POWER IS OFF
WHEN THE SWITCH
IS OFF,
YOU'RE WRONG.**

KEEP AWAY FROM WATER



Everybody knows that electricity and water are a dangerous combination. But did you know that an electrical appliance is still electrically live even if the switch is off? If the plug is in, the power is on. So when you are not using your appliances, keep them unplugged.

**ALWAYS UNPLUG
SMALL APPLIANCES**

position and unplug.

4. The beauty and design of this mirror complements any decor. Therefore, you may wish to leave the mirror displayed. However, if you choose to store the mirror, see "STORAGE" for detailed information.

TO REPLACE BULB

CAUTION: TURN OFF POWER AND UNPLUG. ALLOW TO COOL AT LEAST 3 MINUTES BEFORE REPLACING BULB. REPLACE BULB ONLY WITH BULB OF SAME WATTAGE RATING.

Contact a Conair service centre at 1-800-472-7606 for replacement bulb information (ask for replacement bulb [#RP110]. Bulbs are \$3.00 a piece, includes shipping and handling.)

1. Remove screws from left and right sides of mirror. (Fig. 1)
2. Carefully lift off the removable housing from the half that is affixed to the stand.
3. Unscrew the old bulb and replace with the new bulb. (Fig. 2)
4. Carefully replace the removable half after locating and aligning the screw holes to the fixed half.
5. Insert screws into screw holes and tighten.

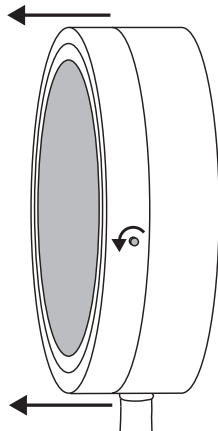


Figure 1

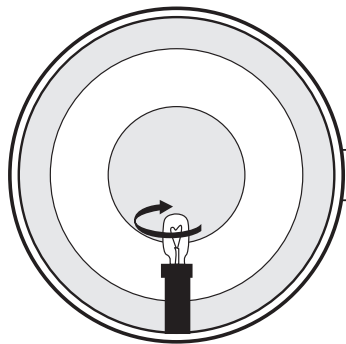


Figure 2

LIMITED ONE YEAR WARRANTY

Conair will repair or replace (at our option) your unit free of charge for 12 months from the date of purchase if the appliance is defective in workmanship or materials.

To obtain service under this warranty, return the defective product to the service centre listed below that is nearest you, together with your purchase receipt and \$7.50 for postage and handling. In the absence of a purchase receipt, the warranty period shall be 12 months from the date of manufacture.

ANY IMPLIED WARRANTIES, OBLIGATIONS, OR LIABILITIES, INCLUDING BUT NOT LIMITED TO THE IMPLIED WARRANTY OF MERCHANTABILITY AND FITNESS FOR A PARTICULAR PURPOSE, SHALL BE LIMITED IN DURATION TO THE 12 MONTH DURATION OF THIS WRITTEN, LIMITED WARRANTY.

IN NO EVENT SHALL CONAIR BE LIABLE FOR

ANY SPECIAL, INCIDENTAL, OR CONSEQUENTIAL DAMAGES FOR BREACH OF THIS OR ANY OTHER WARRANTY, EXPRESS OR IMPLIED, WHATSOEVER.

This warranty gives you specific legal rights, and you may also have other rights, which vary from province to province.

SERVICE CENTRE:

© 2008 Conair Consumer Products Inc.

100 Conair Parkway,
Woodbridge, ON

L4H 0L2

1-800-472-7606

www.conaircanada.ca

Made in China

Model BE93C

IB-8153

07CN10478

Double Sided Illuminated Mirror Satin Nickel Finish

5x/1x Magnification



Use and Care Guide

CONAIR®

MODEL BE93C

For your safety and continued enjoyment of this product, always read the instruction book carefully before using.