








Grade 3
Student Resource Activity Page

Activity Title:
States the targeted learning outcome:
Teachers know the purpose of the activity at a glance.

Activity Extension:
Provides new information for teachers or, ideas for further development of the activity.

3 Connect each number composition to its decomposition in expanded form.

For the numbers in the top grid, it may help students to think of each digit as representing that number of groups of ones, tens, or hundreds, depending on its place within each number.



1. Match:
Students begin each activity by matching the shape icons on the tiles, to those in the squares of the top grid of the resource.

2. Think & Play:
Students move each tile from the top grid to the correct square in the bottom grid until all the tiles have been transferred.

3. Check:
Students close the cover of the plastic case and flip it up to see if the pattern revealed on the back of the tiles matches this answer key.

