



Graduate Studies Office

Application Statistics (AppStat) User Guide

*Updated November 2012
Tracey Sinclair, GSO*

Background

Application Statistics (AppStat) is a Cognos cube, an interactive database that allows a user to dynamically assemble reports based on various specifications, or dimensions.

Use this tool if you want to see your application statistics, but do not need to see applicants' names or ID numbers. The data is updated nightly.

Introduction

Access to the cube is authorized by the GSO. The data from AppStat can be imported into an XLS, PDF, or CSV file.

It is a quick way to get data about your departments:

- overall number of applications by year or term
- number of applicants by immigration status (and country of citizenship)
- number of admits, denys, or withdrawn applications
- breakdown of applications by plan or academic level (master's/doctoral)

Note: The stats are by Application Number, not by Student ID.

Procedures


1. Go the Graduate Studies Office website <http://uwaterloo.ca/graduate-studies/faculty-and-staff/application-admission> and select the link for Grad AppStat Cube.

AppStat: <http://sa-cubes.uwaterloo.ca/>

Quest


- [Waterloo Inquiry](#)
 - University of Waterloo student unofficial transcripts
- Cognos Statistics and Reports
 - Application Statistics - [Grad AppStat Cube](#)
 - [AppStat User's Guide](#) (pdf)
- [Data Extract User's Guide](#) (pdf)
- [Glossary of terms](#) (pdf)

2. Select 'login' in the left menu.



Search ☒ uwaterloo.ca ☐ UW People

SISP Student Information System Project



login

Home

SISP Cubes are web-based statistical digests providing much useful information such as:

- Enrollment Information
- Applicant Information

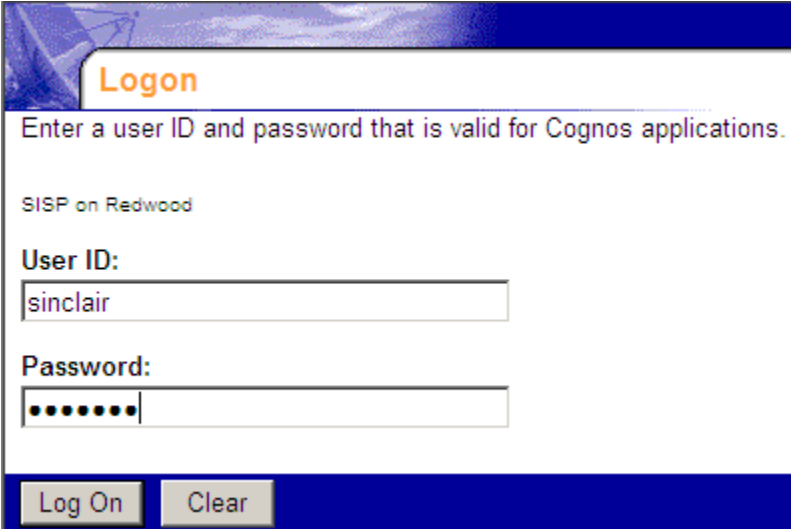
The cubes are built nightly.

University of Waterloo
200 University Avenue West
Waterloo, Ontario, Canada N2L 3G1
519 888 4567

MAKING THE FUTURE
SUPPORT WATERLOO

[contact us](#) | [give us feedback](#) | <http://www.uwaterloo.ca>

3. Enter your WatIAM User ID and your assigned AppStat Password (this is not the same as your WatIAM password) and Log On. Contact Tracey Sinclair in the GSO sinclair@uwaterloo.ca if you cannot remember your password.



Logon

Enter a user ID and password that is valid for Cognos applications.

SISP on Redwood

User ID:

Password:

4. Select the Graduate AppStat Cube link.



5. View the AppStat grid and select your dimensions (criteria).

Cognos PowerPlay Web Explorer

Graduate AppStat Cube(p)

Graduate AppStat Cube (prairie) Tuesday, November 20, 2012 5:34:30 AM

Years Faculty Attendance Gender Admit Type Imm Status Country of Citizenship

ADM_APPL_NBR as values	AHS	ART	ENG	ENV	GRAD	MAT	SCI	THL	Faculty
2000-2001	35	225	303	58	0	153	110	0	884
2001-2002	135	991	1522	199	0	836	344	0	4027
2002-2003	133	1104	2208	314	0	1213	433	0	5405
2003-2004	192	1275	2544	354	87	1560	445	0	6457
2004-2005	187	1312	2059	385	104	1387	416	0	5850
2005-2006	172	1158	1927	285	109	1229	380	0	5260
2006-2007	255	1228	2154	266	0	1195	408	0	5506
2007-2008	448	1558	2423	379	0	1236	556	14	6614
2008-2009	468	1508	2515	375	0	1121	438	19	6444
2009-2010	507	1654	3075	407	0	1304	513	18	7478
2010-2011	515	1558	3188	445	0	1504	546	12	7768
2011-2012	530	1762	3626	507	0	1743	691	14	8873
2012-2013	631	1898	3622	528	0	1703	721	16	9119
2013-2014	129	191	552	51	0	342	92	0	1357
2014-2015	0	0	0	0	0	1	0	0	1
Years	4337	17422	31718	4553	300	16527	6093	93	81043

The cube offers the following dimensions/criteria, with subcategories:

Dimension/Criteria	Subcategory
Year	Application Year/ Admit Term
Faculty	Department/Plan
Attendance	Full-time/Part-time
Gender	Male/Female
Admit Type	New/Readmit
Imm Status	Canadian/Permanent Resident/Student Visa
Country of Citizenship	Canada/China/Iran, etc.
Program Action	Application/Admit/Deny/Intention to Matriculate, etc.
Program Reason	Before Decision/After Decision (for Withdrawn Applications only)
Academic Level	Master's/Doctoral/Grad No Level
Measures	Application Number ADM_APPL_NBR

There are three ways to use the dimensions/criteria to select and filter your data:

1. Click on the underlined values in the grid.

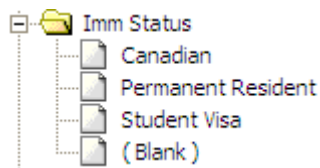
2012-2013 Application year
Fall 2012 Admit Term
AHS Faculty
KIN Department

Graduate AppStat Cube (prairie) Tuesday, November 20, 2012 5:34:30 AM

◀ ◀ Fall 2012 ▲ KIN ▼ Attendance ▼ Gender ▼ Admit Type ▼

ADM_APPL_NBR as values	<u>KIND</u>	<u>KINM</u>	<u>KIN</u>
<u>Fall 2012</u>	9	45	54

2. Use the yellow dimension/criteria folders in the left column. You can open them (+) and select one value, or drag the entire yellow folder to the dimension selector line (grey) and release when it turns blue.



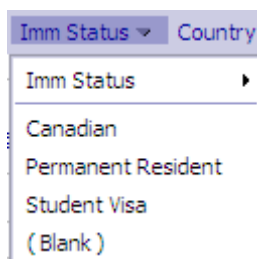
Graduate AppStat Cube (prairie) Tuesday, November 20, 2012 5:34:30 AM

◀ ◀ 2012-2013 ▼ Faculty ▼ Attendance ▼ Gender ▼ Admit Type ▼ Imm Status ▼ Country of Citizenship ▼

ADM_APPL_NBR as values	<u>Student Visa</u>	<u>Permanent Resident</u>	<u>Canadian</u>	Imm Status
<u>Spring 2012</u>	303	60	181	544
<u>Fall 2012</u>	4367	544	2558	7469
<u>Winter 2013</u>	583	91	432	1106
<u>2012-2013</u>	5253	695	3171	9119

Zero suppression rows and columns. Suppression options applied: zero values, division by zero, missing values, overflow values

- Use the drop-down values in the grey dimension/criteria field across the top.



Graduate AppStat Cube (prairie) Tuesday, November 20, 2012 5:34:30 AM

2012-2013 ▾ Faculty ▾ Attendance ▾ Gender ▾ Admit Type ▾ Imm Status ▾ Country of Citizenship ▾

ADM_APPL_NBR as values	AHS	ART	ENG	ENV	GRAD	MAT	SCI	THL	Faculty
Spring 2012	5	4	327	39	0	92	77	0	54
Fall 2012	608	1626	2727	480	0	1493	522	13	746
Winter 2013	18	268	568	9	0	118	122	3	1106
2012-2013	631	1898	3622	528	0	1703	721	16	9119

Extra Features

	Resets to home
	Unwraps grey dimension/criteria field to show all values
	Removes cells with a '0' value
	Swap columns and rows
	Export to Excel XLS, Adobe PDF, CSV to Excel, or prepare a Bookmark
	Return to index and log off

Need Help?

Contact:

Tracey Sinclair
sinclair@uwaterloo.ca
 ext. 36030

Saritha Racharla
sracharl@uwaterloo.ca
 ext. 32576