



Air Conditioning & Heating

11 EER SPLIT SYSTEM HEAT PUMP

7½ TO 10 TONS

Standard Features

- Energy-efficient compressor with internal pressure relief valve
- High-capacity, steel-cased, bi-flow heat pump filter dryer
- Factory-installed suction line accumulator
- Liquid refrigerant return protection
- Check flowrate heating mode expansion device
- Reliable, time-initiated, temperature-terminated defrost control
- Low-pressure switch
- Discharge line muffler
- Brass liquid and suction line service valves mounted at a 90° angle with sweat connections and service ports
- High-efficiency copper tube/aluminum fin coil
- Complies with ASHRAE Standard 90.1
- ETL Listed

Cabinet Features

- Goodman brand sound control top design
- Steel louver coil guard protects coil from damage and adds strength to the unit
- Heavy-gauge, galvanized-steel cabinet
- Attractive Architectural Gray powder-paint finish with 500-hour salt-spray approval
- When properly anchored, meets the 2001 Florida Building Code unit integrity requirements for hurricane-type winds (Anchor bracket kits available.)



Contents

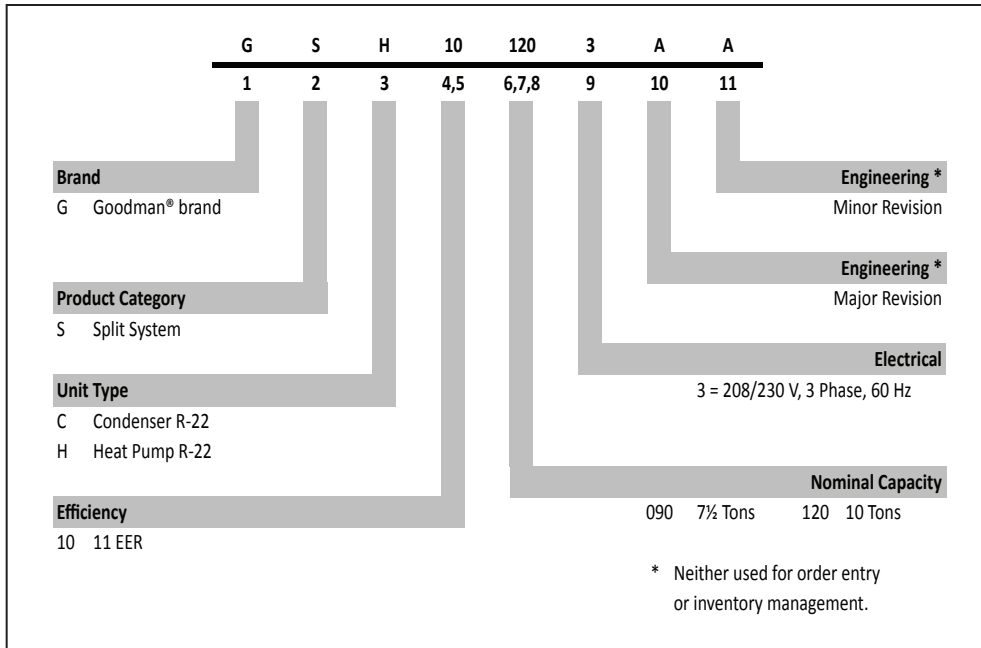
Nomenclature	2
Product Specifications	3
Expanded Cooling Data	4
Expanded Heating Data	10
Wiring Diagram	11
Dimensions	12
Accessories	12



* Complete warranty details available from your local dealer or at www.goodmanmfg.com.



NOMENCLATURE



SPECIFICATIONS

	GSH10 0903A*	GSH10 0903B*	GSH10 1203A*
NOMINAL CAPACITIES			
Cooling (BTU/h)	87,000	90,000	110,000
Heating (BTU/h)	84,000	84,000	100,000
EER/IEER	11/--	11/11	11/11.5
Decibels	76	76	77
COMPRESSOR			
RLA	25.6	25.6	30.1
LRA	196	196	225
CONDENSER FAN MOTOR			
Horsepower	1	1	1
FLA	5.6	5.6	5.6
REFRIGERANT LINES			
Liquid Valve Size ("O.D.)	5/8"	5/8"	5/8"
Suction Valve Size ("O.D.) (7½ tons)	1 3/8"	1 3/8"	1 3/8"
Suction Valve Size ("O.D.) (10 tons)	1 1/2"	1 1/2"	1 1/2"
Valve Type	Sweat	Sweat	Sweat
ELECTRICAL DATA			
Voltage/Phase	208-230/3	208-230/3	208-230/3
Minimum Circuit Ampacity ¹	37.6	37.6	43.2
Max. Overcurrent Protection ²	60	60	70
Min / Max Volts	197/253	197/253	197/253
Electrical Conduit Size	1/2" or 3/4"	1/2" or 3/4"	1/2" or 3/4"
SHIP WEIGHT (LBS)	254	254	315

¹ Wire size should be determined in accordance with National Electrical Codes; extensive wire runs will require larger wire sizes

² May use fuses or HACR type Circuit Breakers of the same size as noted

NOTES

- Always check the S&R plate for electrical data on the unit being installed.
- Installer will need to supply 1 1/2" to 1 3/8" or 1 3/8" to 1 1/2" as appropriate.
- Unit charge with dry nitrogen/helium; must safely dispel holding charge from unit. Evacuate and charge with R-22 per Installation Manual.
- Installation of these units requires the specified TXV Kit to be installed on the indoor coil. THE SPECIFIED TXV IS DETERMINED BY THE OUTDOOR UNIT NOT THE INDOOR COIL.

EXPANDED COOLING DATA — GSH100903A* / AR090

IDB	OUTDOOR AMBIENT TEMPERATURE												ENTERING INDOOR WET BULB TEMPERATURE												
	65°F				75°F				85°F				95°F				105°F				115°F				
	59	63	67	71	59	63	67	71	59	63	67	71	59	63	67	71	59	63	67	71	59	63	67	71	
70	MBh	85.3	88.4	96.8	-	83.3	86.3	94.6	-	81.3	84.3	92.3	-	79.3	82.2	90.1	-	75.3	78.1	85.6	-	69.8	72.3	79.3	-
	S/T	0.73	0.61	0.42	-	0.76	0.63	0.44	-	0.78	0.65	0.45	-	0.80	0.67	0.47	-	0.83	0.70	0.48	-	0.84	0.70	0.49	-
	ΔT	18	15	12	-	18	16	12	-	18	16	12	-	18	16	12	-	18	15	12	-	17	14	11	-
	kW	6.80	6.93	7.14	-	7.29	7.44	7.67	-	7.73	7.89	8.13	-	8.11	8.28	8.54	-	8.44	8.62	8.89	-	8.72	8.90	9.19	-
	Amps	15.7	16.1	16.6	-	17.0	17.4	18.0	-	18.4	18.9	19.5	-	19.7	20.2	20.9	-	21.0	21.5	22.3	-	22.3	22.8	23.6	-
	Hi PR	153	164	174	-	171	185	195	-	195	210	222	-	222	239	252	-	250	269	284	-	276	297	314	-
	Lo PR	57	61	66	-	60	64	70	-	62	66	73	-	66	70	76	-	69	73	80	-	71	76	83	-
	MBh	82.8	85.8	94.0	-	80.8	83.8	91.8	-	78.9	81.8	89.6	-	77.0	79.8	87.4	-	73.1	75.8	83.1	-	67.8	70.2	76.9	-
	S/T	0.70	0.58	0.40	-	0.72	0.61	0.42	-	0.74	0.62	0.43	-	0.77	0.64	0.44	-	0.80	0.66	0.46	-	0.80	0.67	0.46	-
	ΔT	18	16	12	-	19	16	12	-	19	16	12	-	19	16	12	-	19	16	12	-	17	15	11	-
	kW	6.75	6.88	7.09	-	7.23	7.38	7.61	-	7.67	7.82	8.07	-	8.05	8.22	8.47	-	8.37	8.55	8.82	-	8.65	8.83	9.11	-
	Amps	15.5	15.9	16.4	-	16.8	17.2	17.8	-	18.3	18.7	19.4	-	19.5	20.0	20.7	-	20.8	21.3	22.1	-	22.1	22.6	23.4	-
Hi PR	151	163	172	-	170	183	193	-	193	208	219	-	220	237	250	-	247	266	281	-	273	294	311	-	
Lo PR	56	60	65	-	60	63	69	-	62	66	72	-	65	69	75	-	68	72	79	-	70	75	82	-	
MBh	76.4	79.2	86.8	-	74.6	77.3	84.7	-	72.8	75.5	82.7	-	71.1	73.7	80.7	-	67.5	70.0	76.7	-	62.5	64.8	71.0	-	
S/T	0.67	0.56	0.39	-	0.70	0.58	0.40	-	0.72	0.60	0.41	-	0.74	0.62	0.43	-	0.77	0.64	0.44	-	0.77	0.65	0.45	-	
ΔT	19	16	12	-	19	16	12	-	19	16	13	-	19	17	13	-	19	16	12	-	18	15	12	-	
kW	6.60	6.73	6.92	-	7.07	7.21	7.43	-	7.49	7.64	7.88	-	7.86	8.02	8.27	-	8.17	8.34	8.60	-	8.44	8.62	8.89	-	
Amps	15.1	15.5	16.0	-	16.3	16.7	17.3	-	17.8	18.2	18.8	-	19.0	19.5	20.1	-	20.2	20.7	21.4	-	21.5	22.0	22.7	-	
Hi PR	147	158	167	-	165	177	187	-	187	202	213	-	213	230	242	-	240	258	273	-	265	285	301	-	
Lo PR	55	58	63	-	58	61	67	-	60	64	70	-	63	67	73	-	66	70	77	-	68	73	79	-	

75	MBh	86.70	89.26	96.62	103.7	84.68	87.19	94.37	101.29	82.67	85.11	92.13	98.88	80.65	83.04	89.88	96.46	76.62	78.88	85.38	91.64	70.97	73.07	79.09	84.89
	S/T	0.83	0.75	0.56	0.36	0.86	0.77	0.58	0.38	0.89	0.79	0.60	0.39	0.91	0.82	0.62	0.40	0.95	0.85	0.64	0.41	0.96	0.86	0.65	0.42
	ΔT	21	19	15	11	21	19	16	11	21	19	16	11	21	19	16	11	21	19	16	11	19	18	15	10
	kW	6.85	6.99	7.19	7.41	7.35	7.50	7.73	7.97	7.79	7.95	8.20	8.45	8.17	8.35	8.61	8.89	8.50	8.69	8.96	9.25	8.79	8.98	9.26	9.57
	Amps	15.8	16.2	16.7	17.4	17.1	17.5	18.1	18.8	18.6	19.1	19.7	20.5	19.9	20.4	21.1	21.9	21.2	21.7	22.5	23.3	22.5	23.1	23.8	24.8
	Hi PR	154	166	175	183	173	186	197	205	197	212	224	233	224	241	255	266	252	272	287	299	279	300	317	331
	Lo PR	57	61	67	71	61	65	71	75	63	67	73	78	66	71	77	82	69	74	81	86	72	76	83	89
	MBh	84.2	86.7	93.8	100.7	82.2	84.6	91.6	98.3	80.3	82.6	89.4	96.0	78.3	80.6	87.3	93.7	74.4	76.6	82.9	89.0	68.9	70.9	76.8	82.4
	S/T	0.79	0.71	0.54	0.35	0.82	0.74	0.56	0.36	0.84	0.76	0.57	0.37	0.87	0.78	0.59	0.38	0.90	0.81	0.61	0.39	0.91	0.82	0.62	0.40
	ΔT	21	20	16	11	22	20	16	11	22	20	16	11	22	20	16	11	21	20	16	11	20	18	15	10
	kW	6.80	6.93	7.14	7.36	7.29	7.44	7.67	7.90	7.73	7.89	8.13	8.39	8.11	8.28	8.54	8.81	8.44	8.62	8.89	9.18	8.72	8.91	9.19	9.49
	Amps	15.7	16.1	16.6	17.2	17.0	17.4	18.0	18.6	18.4	18.9	19.5	20.3	19.7	20.2	20.9	21.7	21.0	21.5	22.3	23.1	22.3	22.8	23.6	24.5
Hi PR	153	164	174	181	172	185	195	203	195	210	222	231	222	239	252	263	250	269	284	296	276	297	314	327	
Lo PR	57	61	66	70	60	64	70	74	62	66	73	77	66	70	76	81	69	73	80	85	71	76	83	88	
MBh	77.7	80.0	86.6	92.9	75.9	78.1	84.6	90.8	74.1	76.3	82.6	88.6	72.3	74.4	80.5	86.4	68.7	70.7	76.5	82.1	63.6	65.5	70.9	76.1	
S/T	0.77	0.69	0.52	0.33	0.79	0.71	0.54	0.35	0.81	0.73	0.55	0.35	0.84	0.75	0.57	0.37	0.87	0.78	0.59	0.38	0.88	0.79	0.60	0.38	
ΔT	22	20	16	11	22	20	17	11	22	20	17	11	22	20	17	12	22	20	16	11	20	19	15	11	
kW	6.65	6.78	6.98	7.19	7.12	7.27	7.49	7.72	7.55	7.70	7.94	8.19	7.92	8.08	8.34	8.60	8.24	8.41	8.67	8.95	8.51	8.69	8.97	9.26	
Amps	15.3	15.6	16.1	16.7	16.5	16.9	17.5	18.1	17.9	18.4	19.0	19.7	19.2	19.7	20.3	21.1	20.4	20.9	21.6	22.5	21.7	22.2	22.9	23.8	
Hi PR	148	160	168	176	166	179	189	197	189	204	215	224	215	232	245	255	242	261	275	287	268	288	304	317	
Lo PR	55	59	64	68	58	62	68	72	61	64	70	75	64	68	74	79	67	71	77	83	69	73	80	85	

IDB: Entering Indoor Dry Bulb Temperature
 High and low pressures are measured at the liquid and suction service valves.
 Shaded area reflects ACCA (TVA) conditions
 kW = Total system power
 Amps = outdoor unit amps (comp.+fan)

EXPANDED COOLING DATA — GSH100903A* / AR090 (CONT.)

IDB	AIRFLOW	OUTDOOR AMBIENT TEMPERATURE												ENTERING INDOOR WET BULB TEMPERATURE											
		65°F				75°F				85°F				95°F				105°F				115°F			
		59	63	67	71	59	63	67	71	59	63	67	71	59	63	67	71	59	63	67	71	59	63	67	71
80	MBh	88.24	90.17	96.33	102.98	86.19	88.07	94.09	100.58	84.13	85.97	91.85	98.19	82.08	83.87	89.61	95.79	77.98	79.68	85.13	91.00	72.23	73.81	78.86	84.30
	S/T	0.91	0.86	0.70	0.52	0.95	0.89	0.72	0.54	1.00	0.91	0.74	0.55	1.00	0.94	0.77	0.57	1.00	1.00	0.79	0.59	1.00	1.00	0.80	0.60
	ΔT	23	22	19	15	24	22	19	15	23	22	19	15	23	22	19	16	24	23	19	15	20	21	18	14
	kW	6.90	7.04	7.25	7.47	7.40	7.56	7.79	8.03	7.85	8.01	8.26	8.52	8.24	8.41	8.68	8.96	8.57	8.76	9.03	9.33	8.86	9.05	9.34	9.65
	Amps	16.0	16.4	16.9	17.5	17.3	17.7	18.3	19.0	18.8	19.3	19.9	20.7	20.1	20.6	21.3	22.1	21.4	21.9	22.7	23.6	22.7	23.3	24.1	25.0
	Hi PR	156	168	177	185	175	188	199	207	199	214	226	236	227	244	258	269	255	274	290	302	282	303	320	334
	Lo PR	58	62	67	72	61	65	71	76	64	68	74	79	67	71	78	83	70	75	82	87	73	77	84	90
	MBh	85.7	87.5	93.5	100.0	83.7	85.5	91.4	97.7	81.7	83.5	89.2	95.3	79.7	81.4	87.0	93.0	75.7	77.4	82.7	88.4	70.1	71.7	76.6	81.8
	S/T	0.87	0.82	0.67	0.50	0.90	0.85	0.69	0.52	0.93	0.87	0.71	0.53	0.96	0.90	0.73	0.55	0.99	0.93	0.76	0.57	1.00	0.94	0.76	0.57
	ΔT	24	23	20	16	24	23	20	16	24	23	20	16	24	23	20	16	24	23	20	16	22	21	19	15
kW	6.85	6.99	7.20	7.41	7.35	7.50	7.73	7.97	7.79	7.95	8.20	8.46	8.18	8.35	8.61	8.89	8.51	8.69	8.96	9.25	8.79	8.98	9.27	9.57	
Amps	15.8	16.2	16.7	17.4	17.1	17.5	18.1	18.8	18.6	19.1	19.7	20.5	19.9	20.4	21.1	21.9	21.2	21.7	22.5	23.3	22.5	23.1	23.8	24.8	
Hi PR	154	166	175	183	173	186	197	205	197	212	224	234	224	241	255	266	252	272	287	299	279	300	317	331	
Lo PR	57	61	67	71	61	65	71	75	63	67	73	78	66	71	77	82	69	74	81	86	72	76	83	89	
MBh	79.1	80.8	86.3	92.3	77.2	78.9	84.3	90.1	75.4	77.0	82.3	88.0	73.6	75.2	80.3	85.8	69.9	71.4	76.3	81.5	64.7	66.1	70.7	75.5	
S/T	0.84	0.79	0.64	0.48	0.87	0.82	0.67	0.50	0.89	0.84	0.68	0.51	0.92	0.86	0.70	0.53	0.96	0.90	0.73	0.55	0.97	0.91	0.74	0.55	
ΔT	24	23	20	16	25	24	20	16	25	24	20	16	25	24	21	16	24	23	20	16	23	22	19	15	
kW	6.70	6.83	7.03	7.24	7.18	7.32	7.55	7.78	7.61	7.76	8.00	8.25	7.98	8.15	8.40	8.67	8.30	8.48	8.74	9.03	8.58	8.76	9.04	9.33	
Amps	15.4	15.8	16.3	16.9	16.7	17.1	17.6	18.3	18.1	18.5	19.2	19.9	19.4	19.8	20.5	21.3	20.6	21.1	21.8	22.7	21.9	22.4	23.2	24.1	
Hi PR	150	161	170	177	168	181	191	199	191	206	217	227	218	234	247	258	245	264	278	290	271	291	307	321	
Lo PR	56	59	65	69	59	63	68	73	61	65	71	76	64	68	75	80	67	72	78	83	70	74	81	86	

85	MBh	89.78	91.52	95.85	102.26	87.69	89.39	93.62	99.88	85.60	87.26	91.39	97.50	83.52	85.13	89.16	95.12	79.34	80.88	84.70	90.37	73.49	74.92	78.46	83.71
	S/T	0.96	0.92	0.83	0.68	0.99	0.96	0.86	0.70	1.00	0.98	0.89	0.72	1.00	1.00	0.92	0.74	1.00	1.00	0.95	0.77	1.00	1.00	0.96	0.78
	ΔT	24	24	23	20	25	24	23	20	24	24	23	20	24	24	23	20	23	23	23	20	21	21	21	18
	kW	6.95	7.09	7.31	7.53	7.46	7.61	7.85	8.09	7.91	8.07	8.33	8.59	8.31	8.48	8.75	9.03	8.64	8.83	9.11	9.40	8.93	9.12	9.42	9.73
	Amps	16.1	16.5	17.1	17.7	17.4	17.9	18.5	19.2	19.0	19.4	20.1	20.9	20.3	20.8	21.5	22.3	21.6	22.2	22.9	23.8	22.9	23.5	24.3	25.2
	Hi PR	157	169	179	187	177	190	201	209	201	216	228	238	229	246	260	271	258	277	293	305	285	306	323	337
	Lo PR	59	62	68	73	62	66	72	77	64	68	75	80	68	72	79	84	71	75	82	88	73	78	85	91
	MBh	87.2	88.9	93.1	99.3	85.1	86.8	90.9	97.0	83.1	84.7	88.7	94.7	81.1	82.7	86.6	92.4	77.0	78.5	82.2	87.7	71.4	72.7	76.2	81.3
	S/T	0.91	0.88	0.80	0.65	0.95	0.91	0.82	0.67	0.97	0.94	0.85	0.69	1.00	0.97	0.87	0.71	1.00	1.00	0.91	0.74	1.00	1.00	0.91	0.74
	ΔT	25	25	24	20	26	25	24	21	26	25	24	21	26	26	24	21	25	25	24	21	23	23	22	19
kW	6.90	7.04	7.25	7.47	7.40	7.56	7.79	8.03	7.85	8.01	8.26	8.52	8.24	8.41	8.68	8.96	8.57	8.76	9.03	9.33	8.86	9.05	9.34	9.65	
Amps	16.0	16.4	16.9	17.5	17.3	17.7	18.3	19.0	18.8	19.3	19.9	20.7	20.1	20.6	21.3	22.1	21.4	21.9	22.7	23.6	22.7	23.3	24.1	25.0	
Hi PR	156	168	177	185	175	188	199	207	199	214	226	236	227	244	258	269	255	274	290	302	282	303	320	334	
Lo PR	58	62	67	72	61	65	71	76	64	68	74	79	67	71	78	83	70	75	82	87	73	77	84	90	
MBh	80.5	82.0	85.9	91.6	78.6	80.1	83.9	89.5	76.7	78.2	81.9	87.4	74.8	76.3	79.9	85.2	71.1	72.5	75.9	81.0	65.9	67.1	70.3	75.0	
S/T	0.88	0.85	0.77	0.62	0.91	0.88	0.80	0.65	0.94	0.90	0.82	0.66	0.97	0.93	0.84	0.68	1.00	0.97	0.87	0.71	1.00	0.98	0.88	0.71	
ΔT	26	25	24	21	26	26	24	21	26	26	24	21	26	26	25	21	26	26	24	21	24	24	23	20	
kW	6.75	6.88	7.08	7.30	7.23	7.38	7.60	7.84	7.66	7.82	8.06	8.32	8.04	8.21	8.47	8.74	8.37	8.54	8.81	9.10	8.65	8.83	9.11	9.41	
Amps	15.5	15.9	16.4	17.1	16.8	17.2	17.8	18.5	18.3	18.7	19.3	20.1	19.5	20.0	20.7	21.5	20.8	21.3	22.1	22.9	22.1	22.6	23.4	24.3	
Hi PR	151	163	172	179	170	183	193	201	193	208	219	229	220	237	250	261	247	266	281	293	273	294	311	324	
Lo PR	56	60	65	70	59	63	69	74	62	66	72	76	65	69	75	80	68	72	79	84	70	75	82	87	

IDB: Entering Indoor Dry Bulb Temperature
 High and low pressures are measured at the liquid and suction service valves.
 Shaded area reflects AHRI (TVA) conditions
 kW = Total system power
 Amps = outdoor unit amps (comp.-fan)

EXPANDED COOLING DATA — GSH100903B* / AR090

IDB	AIRFLOW	OUTDOOR AMBIENT TEMPERATURE																								
		65°F				75°F				85°F				95°F				105°F				115°F				
		59	63	67	71	59	63	67	71	59	63	67	71	59	63	67	71	59	63	67	71	59	63	67	71	
70	3000	MBh	84.9	88.0	96.4	-	82.9	86.0	94.2	-	81.0	83.9	92.0	-	79.0	81.9	89.7	-	75.0	77.8	85.2	-	69.5	72.1	78.9	-
		S/T	0.67	0.56	0.39	-	0.70	0.58	0.40	-	0.71	0.60	0.41	-	0.74	0.62	0.43	-	0.77	0.64	0.44	-	0.77	0.64	0.45	-
	ΔT	17	15	11	-	18	15	12	-	18	15	12	-	18	15	12	-	18	15	12	-	16	14	11	-	
	kW	6.23	6.35	6.54	-	6.67	6.81	7.01	-	7.07	7.21	7.43	-	7.42	7.57	7.81	-	7.71	7.87	8.12	-	7.97	8.14	8.39	-	
	Amps	19.0	19.4	20.0	-	20.4	20.8	21.4	-	22.0	22.5	23.1	-	23.3	23.9	24.6	-	24.7	25.3	26.1	-	26.1	26.7	27.5	-	
	HI PR	143	154	162	-	160	172	182	-	182	196	207	-	207	223	236	-	233	251	265	-	258	277	293	-	
	LO PR	55	59	64	-	59	62	68	-	61	65	71	-	64	68	74	-	67	71	78	-	69	74	81	-	
	MBh	85.8	88.9	97.4	-	83.8	86.8	95.1	-	81.8	84.8	92.9	-	79.8	82.7	90.6	-	75.8	78.6	86.1	-	70.2	72.8	79.7	-	
	S/T	0.68	0.57	0.39	-	0.70	0.59	0.41	-	0.72	0.60	0.42	-	0.75	0.62	0.43	-	0.77	0.65	0.45	-	0.78	0.65	0.45	-	
	ΔT	18	15	12	-	18	15	12	-	18	15	12	-	18	16	12	-	18	15	12	-	17	14	11	-	
	kW	6.29	6.41	6.60	-	6.74	6.88	7.08	-	7.14	7.29	7.51	-	7.49	7.65	7.89	-	7.79	7.96	8.21	-	8.05	8.22	8.48	-	
	Amps	19.2	19.6	20.2	-	20.6	21.0	21.7	-	22.2	22.7	23.4	-	23.6	24.1	24.9	-	25.0	25.6	26.3	-	26.4	27.0	27.8	-	
HI PR	145	156	164	-	162	175	184	-	185	199	210	-	210	226	239	-	236	254	269	-	261	281	297	-		
LO PR	56	60	65	-	59	63	69	-	62	66	72	-	65	69	75	-	68	72	79	-	70	75	82	-		
MBh	85.8	88.9	97.4	-	83.8	86.8	95.1	-	81.8	84.8	92.9	-	79.8	82.7	90.6	-	75.8	78.6	86.1	-	70.2	72.8	79.7	-		
S/T	0.68	0.57	0.39	-	0.70	0.59	0.41	-	0.72	0.60	0.42	-	0.75	0.62	0.43	-	0.77	0.65	0.45	-	0.78	0.65	0.45	-		
ΔT	17	14	11	-	17	15	11	-	17	15	11	-	17	15	11	-	17	15	11	-	16	14	10	-		
kW	6.29	6.41	6.60	-	6.74	6.88	7.08	-	7.14	7.29	7.51	-	7.49	7.65	7.89	-	7.79	7.96	8.21	-	8.05	8.22	8.48	-		
Amps	19.2	19.6	20.2	-	20.6	21.0	21.7	-	22.2	22.7	23.4	-	23.6	24.1	24.9	-	25.0	25.6	26.3	-	26.4	27.0	27.8	-		
HI PR	145	156	164	-	162	175	184	-	185	199	210	-	210	226	239	-	236	254	269	-	261	281	297	-		
LO PR	56	60	65	-	59	63	69	-	62	66	72	-	65	69	75	-	68	72	79	-	70	75	82	-		

75	3000	MBh	86.4	88.9	96.2	103.3	84.4	86.9	94.0	100.9	82.3	84.8	91.8	98.5	80.3	82.7	89.5	96.1	76.3	78.6	85.1	91.3	70.7	72.8	78.8	84.6
		S/T	0.76	0.68	0.52	0.33	0.79	0.71	0.54	0.34	0.81	0.73	0.55	0.35	0.84	0.75	0.57	0.37	0.87	0.78	0.59	0.38	0.88	0.78	0.59	0.38
	ΔT	20	19	15	11	20	19	15	11	20	19	15	11	21	19	16	11	21	19	15	11	19	18	14	10	
	kW	6.27	6.40	6.59	6.78	6.72	6.86	7.07	7.29	7.12	7.27	7.49	7.73	7.47	7.63	7.87	8.12	7.77	7.94	8.19	8.45	8.03	8.20	8.46	8.74	
	Amps	19.2	19.6	20.1	20.8	20.5	21.0	21.6	22.4	22.2	22.6	23.3	24.1	23.5	24.1	24.8	25.7	24.9	25.5	26.3	27.2	26.3	26.9	27.7	28.7	
	HI PR	144	155	164	171	162	174	184	192	184	198	209	218	210	226	238	248	236	254	268	279	260	280	296	309	
	LO PR	56	60	65	69	59	63	69	73	62	65	71	76	65	69	75	80	68	72	79	84	70	75	81	87	
	MBh	87.2	89.8	97.2	104.3	85.2	87.7	95.0	101.9	83.2	85.6	92.7	99.5	81.1	83.6	90.4	97.1	77.1	79.4	85.9	92.2	71.4	73.5	79.6	85.4	
	S/T	0.77	0.69	0.52	0.34	0.80	0.72	0.54	0.35	0.82	0.73	0.56	0.36	0.85	0.76	0.57	0.37	0.88	0.79	0.60	0.38	0.89	0.79	0.60	0.39	
	ΔT	20	19	15	11	21	19	16	11	21	19	16	11	21	19	16	11	20	19	15	11	19	18	14	10	
	kW	6.33	6.46	6.65	6.85	6.79	6.93	7.14	7.36	7.20	7.34	7.57	7.81	7.55	7.71	7.95	8.20	7.85	8.02	8.27	8.54	8.12	8.29	8.55	8.83	
	Amps	19.4	19.8	20.4	21.0	20.8	21.2	21.9	22.6	22.4	22.9	23.6	24.4	23.8	24.3	25.1	26.0	25.2	25.8	26.6	27.5	26.6	27.2	28.1	29.1	
HI PR	146	157	166	173	164	176	186	194	186	201	212	221	212	228	241	252	239	257	271	283	264	284	300	313		
LO PR	57	60	66	70	60	64	70	74	62	66	72	77	65	70	76	81	69	73	80	85	71	75	82	88		
MBh	87.2	89.8	97.2	104.3	85.2	87.7	95.0	101.9	83.2	85.6	92.7	99.5	81.1	83.6	90.4	97.1	77.1	79.4	85.9	92.2	71.4	73.5	79.6	85.4		
S/T	0.77	0.69	0.52	0.34	0.80	0.72	0.54	0.35	0.82	0.73	0.56	0.36	0.85	0.76	0.57	0.37	0.88	0.79	0.60	0.38	0.89	0.79	0.60	0.39		
ΔT	19	18	15	10	20	18	15	10	20	18	15	10	20	18	15	10	20	18	15	10	18	17	14	9		
kW	6.33	6.46	6.65	6.85	6.79	6.93	7.14	7.36	7.20	7.34	7.57	7.81	7.55	7.71	7.95	8.20	7.85	8.02	8.27	8.54	8.12	8.29	8.55	8.83		
Amps	19.4	19.8	20.4	21.0	20.8	21.2	21.9	22.6	22.4	22.9	23.6	24.4	23.8	24.3	25.1	26.0	25.2	25.8	26.6	27.5	26.6	27.2	28.1	29.1		
HI PR	146	157	166	173	164	176	186	194	186	201	212	221	212	228	241	252	239	257	271	283	264	284	300	313		
LO PR	57	60	66	70	60	64	70	74	62	66	72	77	65	70	76	81	69	73	80	85	71	75	82	88		

IDB: Entering Indoor Dry Bulb Temperature
 High and low pressures are measured at the liquid and suction service valves.
 Shaded area reflects ACCA (TVA) conditions
 kW = Total system power
 Amps = outdoor unit amps (comp. + fan)

EXPANDED COOLING DATA — GSH100903B* / AR090 (CONT.)

IDB	AIRFLOW	OUTDOOR AMBIENT TEMPERATURE																																																				
		65°F				75°F				85°F				95°F				105°F				115°F																																
		59	63	67	71	59	63	67	71	59	63	67	71	59	63	67	71	59	63	67	71	59	63	67	71																													
80	3000	MBh	87.9	89.8	96.0	102.6	85.9	87.7	93.7	100.2	83.8	85.6	91.5	97.8	81.8	83.6	89.3	95.4	77.7	79.4	84.8	90.7	72.0	73.5	78.6	84.0	S/T	0.84	0.79	0.64	0.48	0.87	0.81	0.66	0.50	0.89	0.84	0.68	0.51	0.92	0.86	0.70	0.52	0.95	0.89	0.73	0.54	0.96	0.90	0.73	0.55			
		ΔT	23	22	19	15	23	22	19	15	23	22	19	15	23	22	19	15	23	22	19	15	23	22	19	15	23	22	19	15	23	22	19	15	23	22	19	15	23	22	19	15	23	22	19	15								
		kW	6.32	6.45	6.64	6.84	6.78	6.91	7.12	7.34	7.18	7.33	7.55	7.79	7.53	7.69	7.93	8.18	7.84	8.00	8.25	8.52	8.10	8.27	8.53	8.81	Amps	19.3	19.7	20.3	21.0	20.7	21.2	21.8	22.5	22.3	22.8	23.5	24.3	23.7	24.3	25.0	25.9	25.1	25.7	26.5	27.4	26.5	27.1	28.0	29.0			
	HI PR	146	157	165	173	163	176	186	194	186	200	211	220	212	228	241	251	238	256	271	282	263	283	299	312	LO PR	57	60	66	70	60	64	69	74	62	66	72	77	65	69	76	81	68	73	79	85	71	75	82	88				
	MBh	88.8	90.7	96.9	103.6	86.7	88.6	94.7	101.2	84.7	86.5	92.4	98.8	82.6	84.4	90.2	96.4	80.2	82.0	87.7	93.6	77.7	79.4	84.8	90.7	S/T	0.85	0.79	0.65	0.48	0.88	0.82	0.67	0.50	0.90	0.84	0.69	0.51	0.93	0.87	0.71	0.53	0.96	0.90	0.74	0.55	0.97	0.91	0.74	0.55				
	ΔT	23	22	19	15	23	22	19	15	23	22	19	15	23	22	19	15	23	22	19	15	23	22	19	15	23	22	19	15	23	22	19	15	23	22	19	15	23	22	19	15	23	22	19	15									
	kW	6.38	6.51	6.70	6.91	6.84	6.98	7.20	7.42	7.25	7.40	7.63	7.87	7.61	7.77	8.02	8.27	7.92	8.09	8.34	8.61	8.18	8.36	8.62	8.90	Amps	19.5	19.9	20.5	21.2	20.9	21.4	22.0	22.8	22.6	23.1	23.8	24.6	24.0	24.5	25.3	26.2	25.4	26.0	26.8	27.8	26.8	27.4	28.3	29.3				
	HI PR	148	159	168	175	166	178	188	196	188	203	214	223	214	231	244	254	241	260	274	286	267	287	303	316	LO PR	57	61	67	71	61	64	70	75	63	67	73	78	66	70	77	82	69	74	80	86	72	76	83	89				
	MBh	88.8	90.7	96.9	103.6	86.7	88.6	94.7	101.2	84.7	86.5	92.4	98.8	82.6	84.4	90.2	96.4	80.2	82.0	87.7	93.6	77.7	79.4	84.8	90.7	S/T	0.85	0.79	0.65	0.48	0.88	0.82	0.67	0.50	0.90	0.84	0.69	0.51	0.93	0.87	0.71	0.53	0.96	0.90	0.74	0.55	0.97	0.91	0.74	0.55				
	ΔT	22	21	18	14	22	21	18	15	22	21	18	15	22	21	18	15	22	21	18	15	22	21	18	14	20	19	17	14	kW	6.38	6.51	6.70	6.91	6.84	6.98	7.20	7.42	7.25	7.40	7.63	7.87	7.61	7.77	8.02	8.27	7.92	8.09	8.34	8.61	8.18	8.36	8.62	8.90
	Amps	19.5	19.9	20.5	21.2	20.9	21.4	22.0	22.8	22.6	23.1	23.8	24.6	24.0	24.5	25.3	26.2	25.4	26.0	26.8	27.8	26.8	27.4	28.3	29.3	HI PR	148	159	168	175	166	178	188	196	188	203	214	223	214	231	244	254	241	260	274	286	267	287	303	316				
	LO PR	57	61	67	71	61	64	70	75	63	67	73	78	66	70	77	82	69	74	80	86	72	76	83	89																													

85	3000	MBh	89.4	91.2	95.5	101.9	87.4	89.0	93.3	99.5	85.3	86.9	91.0	97.1	83.2	84.8	88.8	94.8	79.0	80.6	84.4	90.0	73.2	74.6	78.2	83.4	S/T	0.88	0.85	0.77	0.62	0.91	0.88	0.79	0.64	0.93	0.90	0.81	0.66	0.96	0.93	0.84	0.68	1.00	0.97	0.87	0.71	1.00	0.97	0.88	0.71				
		ΔT	24	24	22	19	24	24	23	20	24	24	23	20	25	24	23	20	25	24	23	20	24	24	23	20	22	22	21	18	kW	6.37	6.49	6.69	6.89	6.83	6.97	7.18	7.40	7.23	7.38	7.61	7.85	7.59	7.75	7.99	8.25	7.90	8.07	8.32	8.59	8.16	8.34	8.60	8.88
		Amps	19.5	19.9	20.5	21.2	20.9	21.3	22.0	22.7	22.5	23.0	23.7	24.5	23.9	24.5	25.2	26.1	25.4	25.9	26.7	27.7	26.8	27.4	28.2	29.2	HI PR	147	158	167	174	165	178	188	196	188	202	213	222	214	230	243	253	241	259	273	285	266	286	302	315				
	LO PR	57	61	66	71	60	64	70	75	63	67	73	78	66	70	77	82	69	73	80	85	71	76	83	88																														
	MBh	90.3	92.1	96.4	102.9	88.2	89.9	94.2	100.5	86.1	87.8	92.0	98.1	84.0	85.7	89.7	95.7	79.8	81.4	85.2	90.9	73.9	75.4	78.9	84.2	S/T	0.89	0.86	0.77	0.63	0.92	0.89	0.80	0.65	0.94	0.91	0.82	0.67	0.97	0.94	0.85	0.69	1.00	0.98	0.88	0.71	1.00	0.98	0.89	0.72					
	ΔT	24	24	22	19	24	24	23	20	25	24	23	20	25	24	23	20	25	24	23	20	24	24	23	20	22	22	21	18	kW	6.43	6.56	6.75	6.96	6.90	7.04	7.25	7.48	7.31	7.46	7.69	7.93	7.67	7.83	8.08	8.34	7.98	8.15	8.41	8.68	8.25	8.42	8.69	8.98	
	Amps	19.7	20.1	20.7	21.4	21.1	21.6	22.2	23.0	22.8	23.3	24.0	24.8	24.2	24.8	25.5	26.4	25.6	26.2	27.0	28.0	27.1	27.7	28.5	29.6	HI PR	149	160	169	177	167	180	190	198	190	205	216	225	217	233	246	257	244	262	277	289	269	290	306	319					
	LO PR	58	62	67	72	61	65	71	76	64	68	74	79	67	71	78	83	70	74	81	87	72	77	84	90																														
	MBh	90.3	92.1	96.4	102.9	88.2	89.9	94.2	100.5	86.1	87.8	92.0	98.1	84.0	85.7	89.7	95.7	79.8	81.4	85.2	90.9	73.9	75.4	78.9	84.2	S/T	0.89	0.86	0.77	0.63	0.92	0.89	0.80	0.65	0.94	0.91	0.82	0.67	0.97	0.94	0.85	0.69	1.00	0.98	0.88	0.71	1.00	0.98	0.89	0.72					
	ΔT	23	23	21	19	23	23	22	19	23	23	22	19	24	23	22	19	24	23	22	19	23	23	22	19	21	21	20	17	kW	6.43	6.56	6.75	6.96	6.90	7.04	7.25	7.48	7.31	7.46	7.69	7.93	7.67	7.83	8.08	8.34	7.98	8.15	8.41	8.68	8.25	8.42	8.69	8.98	
	Amps	19.7	20.1	20.7	21.4	21.1	21.6	22.2	23.0	22.8	23.3	24.0	24.8	24.2	24.8	25.5	26.4	25.6	26.2	27.0	28.0	27.1	27.7	28.5	29.6	HI PR	149	160	169	177	167	180	190	198	190	205	216	225	217	233	246	257	244	262	277	289	269	290	306	319					
	LO PR	58	62	67	72	61	65	71	76	64	68	74	79	67	71	78	83	70	74	81	87	72	77	84	90																														

IDB: Entering Indoor Dry Bulb Temperature
 High and low pressures are measured at the liquid and suction service valves.
 Shaded area reflects AHRI (TVA) conditions
 kW = Total system power
 Amps = outdoor unit amps (comp.-fan)

EXPANDED COOLING DATA — GSH101203A* / AR120

IDB	AIRFLOW	OUTDOOR AMBIENT TEMPERATURE												ENTERING INDOOR WET BULB TEMPERATURE											
		65°F				75°F				85°F				95°F				105°F				115°F			
		59	63	67	71	59	63	67	71	59	63	67	71	59	63	67	71	59	63	67	71	59	63	67	71
70	MBh	106.8	110.7	121.3	-	104.3	108.1	118.5	-	101.8	105.6	115.7	-	99.4	103.0	112.8	-	94.4	97.8	107.2	-	87.4	90.6	99.3	-
	S/T	0.72	0.60	0.42	-	0.75	0.63	0.43	-	0.77	0.64	0.44	-	0.79	0.66	0.46	-	0.82	0.69	0.48	-	0.83	0.69	0.48	-
	ΔT	16	14	10	-	16	14	10	-	16	14	11	-	16	14	11	-	16	14	10	-	15	13	10	-
	kW	8.51	8.69	8.95	-	9.14	9.32	9.61	-	9.68	9.89	10.19	-	10.17	10.38	10.71	-	10.58	10.81	11.15	-	10.94	11.17	11.53	-
	Amps	18.4	18.8	19.5	-	19.9	20.4	21.1	-	21.7	22.3	23.0	-	23.3	23.8	24.7	-	24.8	25.4	26.3	-	26.3	27.0	27.9	-
	Hi PR	138	148	157	-	155	166	176	-	176	189	200	-	200	216	228	-	225	243	256	-	249	268	283	-
	Lo PR	61	64	70	-	64	68	74	-	67	71	77	-	70	74	81	-	73	78	85	-	76	81	88	-
	MBh	103.7	107.5	117.8	-	101.3	105.0	115.0	-	98.9	102.5	112.3	-	96.5	100.0	109.5	-	91.6	95.0	104.1	-	84.9	88.0	96.4	-
	S/T	0.69	0.58	0.40	-	0.71	0.60	0.41	-	0.73	0.61	0.42	-	0.76	0.63	0.44	-	0.79	0.66	0.45	-	0.79	0.66	0.46	-
	ΔT	16	14	11	-	17	14	11	-	17	14	11	-	17	15	11	-	17	14	11	-	15	13	10	-
	kW	8.45	8.62	8.88	-	9.07	9.25	9.53	-	9.61	9.81	10.11	-	10.09	10.30	10.63	-	10.50	10.72	11.06	-	10.85	11.08	11.44	-
	Amps	18.2	18.7	19.3	-	19.7	20.2	20.9	-	21.5	22.0	22.8	-	23.0	23.6	24.4	-	24.6	25.2	26.1	-	26.1	26.7	27.7	-
Hi PR	136	147	155	-	153	165	174	-	174	187	198	-	198	213	225	-	223	240	254	-	247	265	280	-	
Lo PR	60	64	70	-	63	67	74	-	66	70	77	-	69	74	80	-	73	77	84	-	75	80	87	-	
MBh	95.7	99.2	108.7	-	93.5	96.9	106.2	-	91.3	94.6	103.6	-	89.0	92.3	101.1	-	84.6	87.7	96.1	-	78.4	81.2	89.0	-	
S/T	0.67	0.56	0.38	-	0.69	0.58	0.40	-	0.71	0.59	0.41	-	0.73	0.61	0.42	-	0.76	0.63	0.44	-	0.76	0.64	0.44	-	
ΔT	17	14	11	-	17	15	11	-	17	15	11	-	17	15	11	-	17	15	11	-	16	14	10	-	
kW	8.26	8.42	8.67	-	8.86	9.04	9.31	-	9.38	9.58	9.87	-	9.85	10.06	10.37	-	10.24	10.46	10.79	-	10.59	10.81	11.16	-	
Amps	17.7	18.1	18.8	-	19.2	19.7	20.3	-	20.9	21.4	22.2	-	22.4	22.9	23.7	-	23.9	24.5	25.3	-	25.3	26.0	26.9	-	
Hi PR	132	142	150	-	149	160	169	-	169	182	192	-	192	207	219	-	216	233	246	-	239	257	272	-	
Lo PR	58	62	68	-	61	65	71	-	64	68	74	-	67	71	78	-	70	75	82	-	73	77	84	-	
75	MBh	108.62	111.84	121.05	129.92	106.10	109.24	118.24	126.90	103.57	106.63	115.42	123.88	101.04	104.03	112.61	120.86	95.99	98.83	106.98	114.81	88.92	91.55	99.09	106.35
	S/T	0.82	0.74	0.56	0.36	0.85	0.76	0.58	0.37	0.87	0.78	0.59	0.38	0.90	0.81	0.61	0.39	0.94	0.84	0.63	0.41	0.94	0.84	0.64	0.41
	ΔT	18	17	14	10	18	17	14	10	18	17	14	10	19	17	14	10	18	17	14	10	17	16	13	9
	kW	8.58	8.75	9.02	9.29	9.21	9.40	9.69	9.99	9.76	9.97	10.28	10.60	10.25	10.47	10.80	11.15	10.67	10.90	11.24	11.61	11.03	11.26	11.63	12.01
	Amps	18.6	19.0	19.7	20.4	20.1	20.6	21.3	22.1	21.9	22.5	23.2	24.1	23.5	24.1	24.9	25.9	25.0	25.7	26.6	27.6	26.6	27.2	28.2	29.3
	Hi PR	139	150	158	165	156	168	178	185	178	191	202	211	202	218	230	240	228	245	259	270	252	271	286	298
	Lo PR	61	65	71	76	65	69	75	80	67	71	78	83	71	75	82	87	74	79	86	92	77	81	89	95
	MBh	105.5	108.6	117.5	126.1	103.0	106.1	114.8	123.2	100.6	103.5	112.1	120.3	98.1	101.0	109.3	117.3	93.2	96.0	103.9	111.5	86.3	88.9	96.2	103.3
	S/T	0.78	0.70	0.53	0.34	0.81	0.73	0.55	0.35	0.83	0.75	0.56	0.36	0.86	0.77	0.58	0.37	0.89	0.80	0.60	0.39	0.90	0.81	0.61	0.39
	ΔT	19	18	14	10	19	18	15	10	19	18	15	10	19	18	15	10	19	18	14	10	18	16	13	9
	kW	8.52	8.69	8.95	9.22	9.14	9.33	9.61	9.91	9.69	9.89	10.20	10.52	10.17	10.39	10.71	11.06	10.58	10.81	11.15	11.51	10.94	11.17	11.53	11.91
	Amps	18.4	18.8	19.5	20.2	19.9	20.4	21.1	21.9	21.7	22.3	23.0	23.9	23.3	23.8	24.7	25.6	24.8	25.4	26.3	27.3	26.3	27.0	27.9	29.0
Hi PR	138	148	157	163	155	166	176	183	176	189	200	209	200	216	228	237	225	243	256	267	249	268	283	295	
Lo PR	61	64	70	75	64	68	74	79	67	71	77	82	70	74	81	86	73	78	85	91	76	81	88	94	
MBh	97.3	100.2	108.5	116.4	95.1	97.9	106.0	113.7	92.8	95.6	103.4	111.0	90.5	93.23	100.9	108.3	86.0	88.6	95.9	102.9	79.7	82.0	88.8	95.3	
S/T	0.76	0.68	0.51	0.33	0.78	0.70	0.53	0.34	0.80	0.72	0.54	0.35	0.83	0.74	0.56	0.36	0.86	0.77	0.58	0.37	0.87	0.78	0.59	0.38	
ΔT	19	18	15	10	20	18	15	10	20	18	15	10	20	18	15	10	20	18	15	10	18	17	14	9	
kW	8.32	8.49	8.74	9.01	8.93	9.11	9.39	9.68	9.46	9.65	9.95	10.27	9.93	10.14	10.45	10.79	10.33	10.55	10.88	11.23	10.67	10.90	11.25	11.61	
Amps	17.9	18.3	18.9	19.7	19.4	19.8	20.5	21.3	21.1	21.6	22.4	23.2	22.6	23.2	24.0	24.9	24.1	24.7	25.6	26.6	25.6	26.2	27.1	28.2	
Hi PR	134	144	152	158	150	161	171	178	171	184	194	202	194	209	221	230	219	235	248	259	242	260	275	286	
Lo PR	59	63	68	73	62	66	72	77	65	69	75	80	68	72	79	84	71	76	83	88	73	78	85	91	

IDB: Entering Indoor Dry Bulb Temperature
 High and low pressures are measured at the liquid and suction service valves.
 Shaded area reflects ACCA (TVA) conditions
 kW = Total system power
 Amps = outdoor unit amps (comp.+fan)

EXPANDED COOLING DATA — GSH101203A* / AR120 (CONT.)

IDB	AIRFLOW	OUTDOOR AMBIENT TEMPERATURE												ENTERING INDOOR WET BULB TEMPERATURE											
		65°F				75°F				85°F				95°F				105°F				115°F			
		59	63	67	71	59	63	67	71	59	63	67	71	59	63	67	71	59	63	67	71	59	63	67	71
80	MBh	110.55	112.97	120.69	129.02	107.98	110.34	117.88	126.02	105.41	107.71	115.08	123.02	102.84	105.08	112.27	120.02	97.70	99.83	106.66	114.02	90.50	92.47	98.80	105.61
	S/T	0.90	0.85	0.69	0.51	0.93	0.88	0.71	0.53	0.96	0.90	0.73	0.55	1.00	0.93	0.75	0.56	1.00	0.96	0.78	0.59	1.00	0.97	0.79	0.59
	ΔT	20	20	17	14	21	20	17	14	21	20	17	14	21	20	17	14	21	20	17	14	18	18	16	13
	kW	8.65	8.82	9.09	9.37	9.28	9.47	9.76	10.07	9.84	10.05	10.36	10.69	10.33	10.55	10.89	11.24	10.75	10.98	11.34	11.70	11.12	11.36	11.72	12.11
	Amps	18.7	19.2	19.8	20.6	20.3	20.8	21.5	22.4	22.1	22.7	23.5	24.4	23.7	24.3	25.1	26.1	25.3	25.9	26.8	27.9	26.8	27.5	28.5	29.6
	Hi PR	141	151	160	167	158	170	179	187	179	193	204	213	204	220	232	242	230	247	261	273	254	273	289	301
	Lo PR	62	66	72	76	65	69	76	81	68	72	79	84	71	76	83	88	75	80	87	92	77	82	90	96
	MBh	107.3	109.7	117.2	125.3	104.8	107.1	114.5	122.3	102.3	104.6	111.7	119.4	99.8	102.0	109.0	116.5	94.9	96.9	103.6	110.7	87.9	89.8	95.9	102.5
	S/T	0.86	0.81	0.66	0.49	0.89	0.84	0.68	0.51	0.91	0.86	0.70	0.52	0.94	0.88	0.72	0.54	0.98	0.92	0.75	0.56	0.99	0.93	0.75	0.56
	ΔT	21	20	18	14	21	21	18	14	21	21	18	14	22	21	18	14	21	20	18	14	20	19	17	13
	kW	8.58	8.75	9.02	9.29	9.21	9.40	9.69	9.99	9.76	9.97	10.28	10.61	10.25	10.47	10.80	11.15	10.67	10.90	11.24	11.61	11.03	11.26	11.63	12.01
	Amps	18.6	19.0	19.7	20.4	20.1	20.6	21.3	22.1	21.9	22.5	23.2	24.1	23.5	24.1	24.9	25.9	25.0	25.7	26.6	27.6	26.6	27.2	28.2	29.3
Hi PR	139	150	158	165	156	168	178	185	178	191	202	211	202	218	230	240	228	245	259	270	252	271	286	298	
Lo PR	61	65	71	76	65	69	75	80	67	72	78	83	71	75	82	87	74	79	86	92	77	81	89	95	
MBh	99.1	101.2	108.2	115.6	96.8	98.9	105.6	112.9	94.5	96.5	103.1	110.2	92.2	94.2	100.6	107.5	87.5	89.5	95.6	102.2	81.1	82.9	88.5	94.6	
S/T	0.83	0.78	0.63	0.47	0.86	0.81	0.66	0.49	0.88	0.83	0.67	0.50	0.91	0.85	0.69	0.52	0.94	0.89	0.72	0.54	0.95	0.89	0.73	0.54	
ΔT	22	21	18	14	22	21	18	15	22	21	18	15	22	21	18	15	22	21	18	14	20	19	17	14	
kW	8.39	8.55	8.81	9.08	9.00	9.18	9.46	9.75	9.53	9.73	10.03	10.35	10.01	10.22	10.54	10.88	10.41	10.63	10.97	11.32	10.76	10.99	11.34	11.71	
Amps	18.0	18.5	19.1	19.8	19.5	20.0	20.7	21.5	21.3	21.8	22.6	23.5	22.8	23.4	24.2	25.1	24.3	24.9	25.8	26.8	25.8	26.5	27.4	28.5	
Hi PR	135	145	153	160	152	163	172	180	172	186	196	204	196	211	223	233	223	238	251	262	244	263	277	289	
Lo PR	59	63	69	73	63	67	73	78	65	69	76	81	68	73	80	85	72	76	83	89	74	79	86	92	

85	MBh	112.48	114.66	120.09	128.11	109.87	111.99	117.29	125.14	107.25	109.33	114.50	122.16	104.64	106.66	111.71	119.18	99.40	101.33	106.12	113.22	92.08	93.86	98.30	104.88
	S/T	0.95	0.91	0.82	0.67	0.98	0.95	0.85	0.69	1.00	0.97	0.87	0.71	1.00	1.00	0.90	0.73	1.00	1.00	0.94	0.76	1.00	1.00	0.94	0.77
	ΔT	22	21	20	17	22	22	20	18	22	22	20	18	21	22	21	18	20	21	20	18	19	19	19	16
	kW	8.71	8.89	9.16	9.44	9.35	9.54	9.84	10.15	9.92	10.13	10.44	10.78	10.42	10.64	10.97	11.33	10.84	11.07	11.43	11.80	11.21	11.45	11.82	12.21
	Amps	18.9	19.4	20.0	20.8	20.5	21.0	21.7	22.6	22.3	22.9	23.7	24.6	23.9	24.5	25.4	26.4	25.5	26.2	27.1	28.1	27.1	27.8	28.7	29.9
	Hi PR	142	153	161	168	159	172	181	189	181	195	206	215	206	222	235	245	232	250	264	275	257	276	292	304
	Lo PR	62	66	73	77	66	70	77	82	69	73	80	85	72	77	84	89	75	80	88	93	78	83	91	97
	MBh	109.2	111.3	116.6	124.4	106.7	108.7	113.9	121.5	104.1	106.1	111.2	118.6	101.6	103.6	108.5	115.7	96.5	98.4	103.0	109.9	89.4	91.1	95.4	101.8
	S/T	0.90	0.87	0.79	0.64	0.93	0.90	0.81	0.66	0.96	0.92	0.83	0.68	0.99	0.95	0.86	0.70	1.00	0.99	0.89	0.73	1.00	1.00	0.90	0.73
	ΔT	23	22	21	18	23	23	21	18	23	23	21	18	23	23	21	19	22	22	21	18	21	21	20	17
	kW	8.65	8.82	9.09	9.37	9.28	9.47	9.76	10.07	9.84	10.05	10.36	10.69	10.33	10.55	10.89	11.24	10.75	10.98	11.34	11.70	11.12	11.36	11.72	12.11
	Amps	18.7	19.2	19.8	20.6	20.3	20.8	21.5	22.4	22.1	22.7	23.5	24.4	23.7	24.3	25.1	26.1	25.3	25.9	26.8	27.9	26.8	27.5	28.5	29.6
Hi PR	141	151	160	167	158	170	179	187	179	193	204	213	204	220	232	242	230	247	261	273	254	273	289	301	
Lo PR	62	66	72	76	65	69	76	81	68	72	79	84	71	76	83	88	75	80	87	92	77	82	90	96	
MBh	100.8	102.7	107.6	114.8	98.5	100.4	105.1	112.1	96.1	98.0	102.6	109.5	93.8	95.6	100.1	106.8	89.1	90.8	95.1	101.5	82.5	84.1	88.1	94.0	
S/T	0.87	0.84	0.76	0.61	0.90	0.87	0.78	0.64	0.92	0.89	0.80	0.65	0.95	0.92	0.83	0.67	0.99	0.95	0.86	0.70	1.00	0.96	0.87	0.71	
ΔT	23	23	21	19	23	23	22	19	23	23	22	19	23	23	22	19	23	23	22	19	22	21	20	17	
kW	8.45	8.62	8.88	9.15	9.06	9.25	9.53	9.83	9.61	9.81	10.11	10.43	10.09	10.30	10.62	10.96	10.49	10.72	11.06	11.42	10.85	11.08	11.43	11.81	
Amps	18.2	18.7	19.3	20.0	19.7	20.2	20.9	21.7	21.5	22.0	22.8	23.7	23.0	23.6	24.4	25.4	24.6	25.2	26.0	27.1	26.1	26.7	27.6	28.7	
Hi PR	136	147	155	162	153	165	174	181	174	187	198	206	198	213	225	235	223	240	253	264	246	265	280	292	
Lo PR	60	64	70	74	63	67	74	78	66	70	76	81	69	74	80	86	72	77	84	90	75	80	87	93	

IDB: Entering Indoor Dry Bulb Temperature
 High and low pressures are measured at the liquid and suction service valves.
 Shaded area reflects AHRI (TVA) conditions
 kW = Total system power
 Amps = outdoor unit amps (comp.+fan)

EXPANDED HEATING DATA

GSH100903A* / AR090

	OUTDOOR AMBIENT TEMPERATURE																	
	65°F	60°F	55°F	50°F	47°F	45°F	40°F	35°F	30°F	25°F	20°F	17°F	15°F	10°F	5°F	0°F	-5°F	-10°F
MBh	103.1	97.6	91.8	85.9	82.0	79.5	73.8	68.1	66.0	61.0	56.1	53.0	51.0	45.8	40.6	35.4	30.2	24.8
ΔT	33.1	31.4	29.5	27.6	26.4	25.5	23.7	21.9	21.2	19.6	18.0	17.0	16.4	14.7	13.1	11.4	9.7	8.0
kW	8.04	7.89	7.74	7.59	7.50	7.44	7.29	7.14	7.48	7.32	7.16	7.06	7.00	6.83	6.67	6.51	6.34	6.18
Amps	24.4	22.6	21.1	19.8	19.1	18.7	17.6	16.7	16.0	15.3	14.5	14.2	14.0	13.3	12.4	11.6	10.7	9.6
COP	3.75	3.62	3.47	3.31	3.20	3.13	2.96	2.79	2.58	2.44	2.30	2.20	2.14	1.96	1.78	1.59	1.39	1.17
EER	12.8	12.4	11.9	11.3	10.9	10.7	10.1	9.5	8.8	8.3	7.8	7.5	7.3	6.7	6.1	5.4	4.8	4.0
Hi PR	244	234	225	215	210	206	198	190	182	174	167	163	160	154	148	142	137	132
Lo PR	72	66	62	57	54	52	48	43	38	34	30	28	27	23	20	17	15	11

GSH100903B* / AR090

	OUTDOOR AMBIENT TEMPERATURE																	
	65°F	60°F	55°F	50°F	47°F	45°F	40°F	35°F	30°F	25°F	20°F	17°F	15°F	10°F	5°F	0°F	-5°F	-10°F
MBh	105.8	100.1	94.2	88.1	84.1	81.5	75.7	69.8	64.1	59.1	54.5	51.4	49.5	44.4	39.4	34.3	29.3	24.0
ΔT	32.1	30.4	28.6	26.7	25.5	24.8	23.0	21.2	19.5	18.0	16.5	15.6	15.0	13.5	12.0	10.4	8.9	7.3
kW	8.03	7.88	7.73	7.58	7.49	7.42	7.28	7.12	7.95	7.77	7.59	7.49	7.42	7.24	7.06	6.88	6.70	6.52
Amps	30.2	28.1	26.4	24.9	24.1	23.7	22.4	21.4	20.5	19.7	18.8	18.4	18.2	17.4	16.3	15.5	14.4	13.2
COP	3.85	3.72	3.57	3.40	3.29	3.21	3.05	2.87	2.36	2.23	2.10	2.01	1.95	1.80	1.63	1.46	1.28	1.08
EER	13.2	12.7	12.2	11.6	11.2	11.0	10.4	9.8	8.1	7.6	7.2	6.9	6.7	6.1	5.6	5.0	4.4	3.7
Hi PR	268	257	247	236	230	226	217	209	200	191	183	179	176	169	162	156	150	145
Lo PR	72	67	63	57	54	52	48	43	39	34	30	28	27	23	20	17	15	11

GSH101203A* / AR120

	OUTDOOR AMBIENT TEMPERATURE																	
	65°F	60°F	55°F	50°F	47°F	45°F	40°F	35°F	30°F	25°F	20°F	17°F	15°F	10°F	5°F	0°F	-5°F	-10°F
MBh	132.6	125.5	118.2	110.5	105.5	102.2	95.0	87.6	85.4	78.8	72.5	68.5	66.0	59.2	52.5	45.8	39.0	32.0
ΔT	30.7	29.1	27.4	25.6	24.4	23.7	22.0	20.3	19.8	18.2	16.8	15.9	15.3	13.7	12.1	10.6	9.0	7.4
kW	10.41	10.21	10.01	9.81	9.70	9.62	9.43	9.23	9.69	9.47	9.26	9.13	9.05	8.83	8.62	8.41	8.19	7.98
Amps	28.3	26.2	24.5	23.0	22.1	21.7	20.4	19.3	18.4	17.6	16.7	16.3	16.1	15.2	14.1	13.3	12.2	10.9
COP	3.73	3.60	3.45	3.29	3.18	3.11	2.95	2.78	2.58	2.44	2.29	2.20	2.13	1.96	1.78	1.59	1.40	1.17
EER	12.7	12.3	11.8	11.3	10.9	10.6	10.1	9.5	8.8	8.3	7.8	7.5	7.3	6.7	6.1	5.4	4.8	4.0
Hi PR	221	212	203	195	190	186	179	172	165	157	151	147	145	139	134	128	124	120
Lo PR	66	62	58	53	50	48	44	39	36	32	28	26	25	21	18	15	13	11

High pressure is measured at the suction service valve (the larger valve).

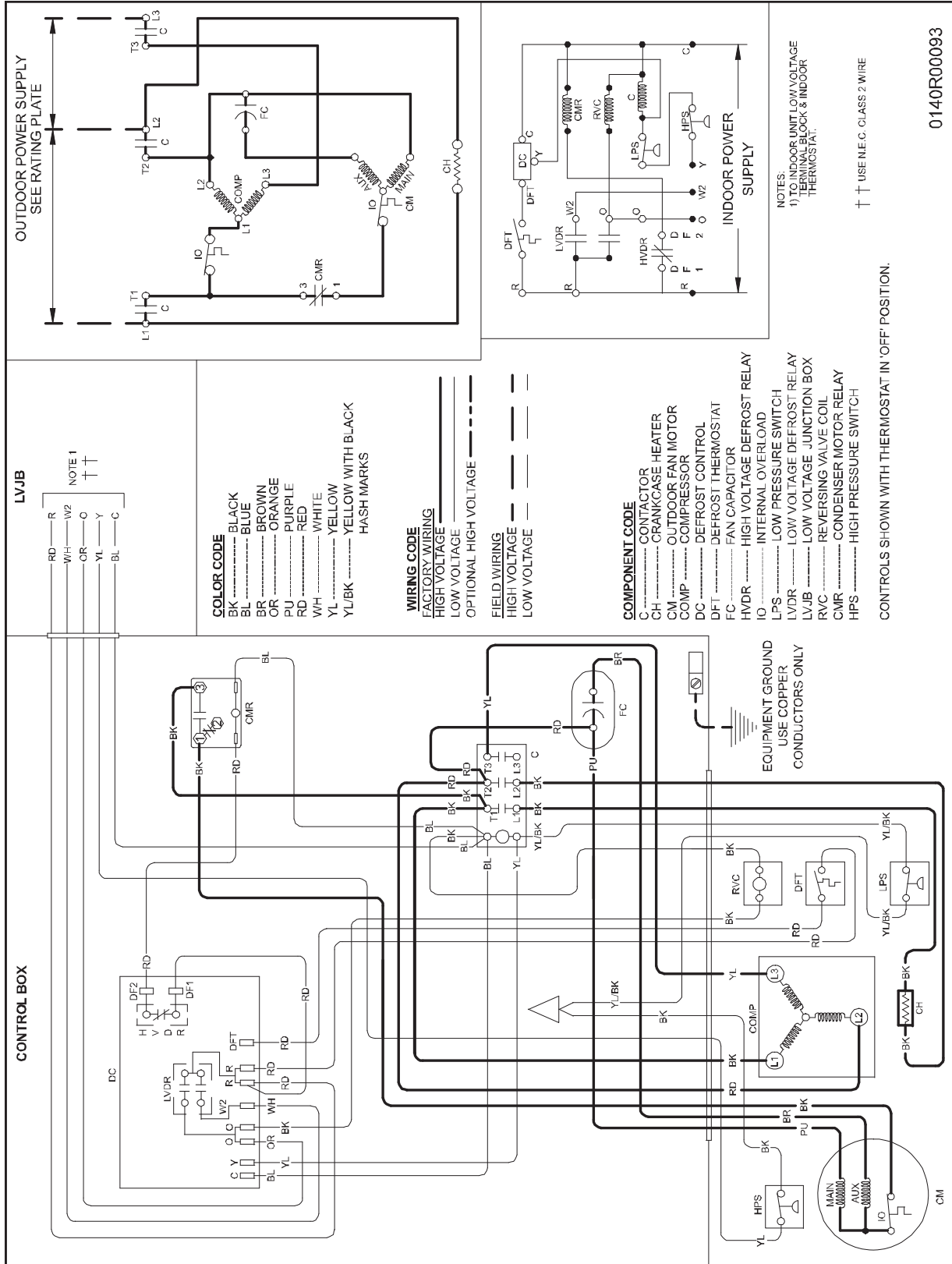
Low pressure is measured at the gauge port connection.

Calculations are based on nominal CFM and 70 °F indoor dry bulb.

Amps = Outdoor unit amps (comp.+fan)

kW = Total system power

WIRING DIAGRAM

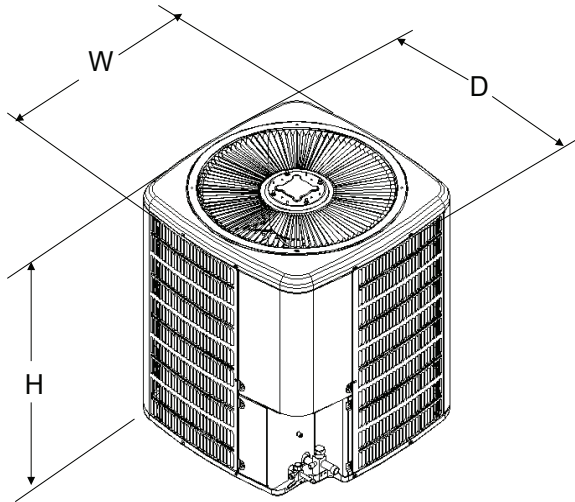


WARNING

⚡

High Voltage: Disconnect all power before servicing or installing this unit. Multiple power sources may be present. Failure to do so may cause property damage, personal injury, or death.

DIMENSIONS



MODEL	DIMENSIONS		
	W"	D"	H"
GSH100903**	35½	35½	41½
GSH101203**	35½	35½	37½

ACCESSORIES

MODEL	DESCRIPTION	GSH10 090**	GSH10 120**
ABK-20	Anchor Bracket Kit •	X	X
AFE18-60A	All-fuel Kit	X	X
FSK01A ¹	Freeze Protection Kit	X	X
OT18-60A ²	Outdoor Thermostat with Lockout Stat	X	X

• Contains 20 brackets; four brackets needed to anchor unit to pad

¹ Installed on indoor coil

² Required for heat pump applications where ambient temperatures fall below 0 °F with 50% or higher relative humidity.

