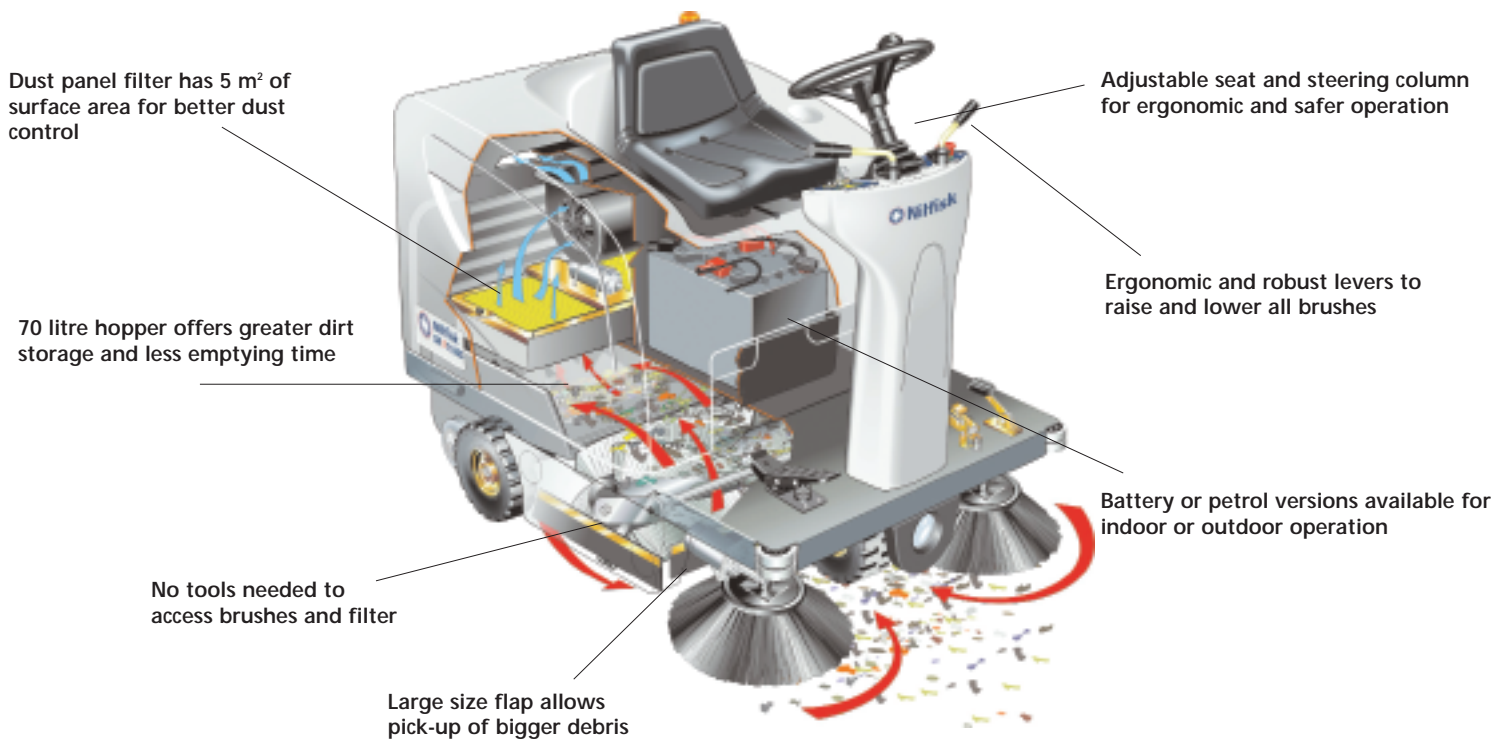


# The SR 1100S makes cleaning both economical and productive



## TECHNICAL SPECIFICATIONS



Description	Unit	SR 1100S B	SR 1100S B LSB*	SR 1100S P	SR 1100S P LSB*
Motor power source	-	24V Battery	24V Battery	Petrol	Petrol
		400 W	400 W	2,9kw/3,9hp	2,9kw/3,9hp
Motor brand	-	AMRE	AMRE	HONDA	HONDA
Productivity rate theoretical/actual	m <sup>2</sup> /h	5400/4400	6600/5400	5400/4400	6600/5400
Working width (main broom only)	mm	700	700	700	700
Working width (w/side brushes)	mm	900	1100	900	1100
Turning radius	mm	1310	1310	1310	1310
Max speed	km/h	6	6	6	6
Hopper volume	litres	70	70	70	70
Main filter area	m <sup>2</sup>	5	5	5	5
Length x width x height	cm	148x93x122	148x93x122	148x93x122	148x93x122
Weight	kg	255	260	315	320

\*) Left side brush (with 2 side brushes as standard)

Specifications and details are subject to change without prior notice.



Nilfisk-Advance Limited,  
Unit 24, Hillside Business Park  
Kempson Way  
Bury St. Edmunds,  
Suffolk IP32 7EA  
Tel. (01284) 763163  
Fax (01284) 750562  
[www.nilfisk-advance.com](http://www.nilfisk-advance.com)

Ride-on sweeper

Nilfisk SR 1100S

# Essentially



– the best !

# Reliable down-to-earth efficiency



## A RIDE-ON SWEEPER THAT MAKES SENSE

The vast majority of ride-on professional sweeping jobs demand a machine that is compact, manoeuvrable, reliable and capable of performing all the essentials.

Nilfisk-Advance understands this because it is a company that spends time talking to its customers. 100 years of experience has taught us that this is the best way to find out what professional cleaners really need.

The SR 1100S represents simplicity in its most sophisticated form. No frills, no bells or whistles - just honest, down-to-earth cleaning efficiency with typical Nilfisk flare.

It sounds easy, but providing productive, quality floor sweeping in an economical package requires genius. The genius of a global leader.

# True innovation

## More cleaning – less machine!

- Superb manoeuvrability and tight turning radius permits cleaning in narrow, congested areas
- Solid metal traction motor support and broom motor circuit breakers provide greater reliability and less downtime
- Excellent filtering capacity and large hopper means that more debris can be collected without creating dust
- Adjustable steering column, heel & toe pedal for directional control, plus optimal all-around visibility provide ergonomic and safer operation
- Extra long running time (6 hours) made possible by optional battery tray. 4 hours running time with standard batteries
- Quality design includes polyethylene construction and steel frame body for rugged, professional use




For more information:  
[nilfisk-advance.com](http://nilfisk-advance.com)




Battery and petrol versions available for indoor or outdoor cleaning. The 6km/hour speed and fantastic climbing ability (20% grade) mean first-class productivity in all operating conditions



Light debris in corners or above floor level can be quickly collected with the remote on-board vacuum system



Nilfisk's famous no-tools concept allows fast and easy replacement of brushes and filter for minimal downtime



Large range of optional accessories provides the right tools for specific jobs e.g. carpet kit, special filters and brushes, overhead guard, 2x18 litres hopper containers etc.