




# PARTS CATALOGUE

## MODEL YEAR 1994

### YZ125F1 (4JY2)

Frame Serial No.	4JY-009101 and following
Engine Serial No.	4JY-009101 and following

PUBLICATION	PART NUMBER	REMARKS
OWNER'S MANUAL	LIT-11626-09-14	
ASSEMBLY	LIT-11666-08-63	
SERVICE MANUAL	LIT-11616-09-14	

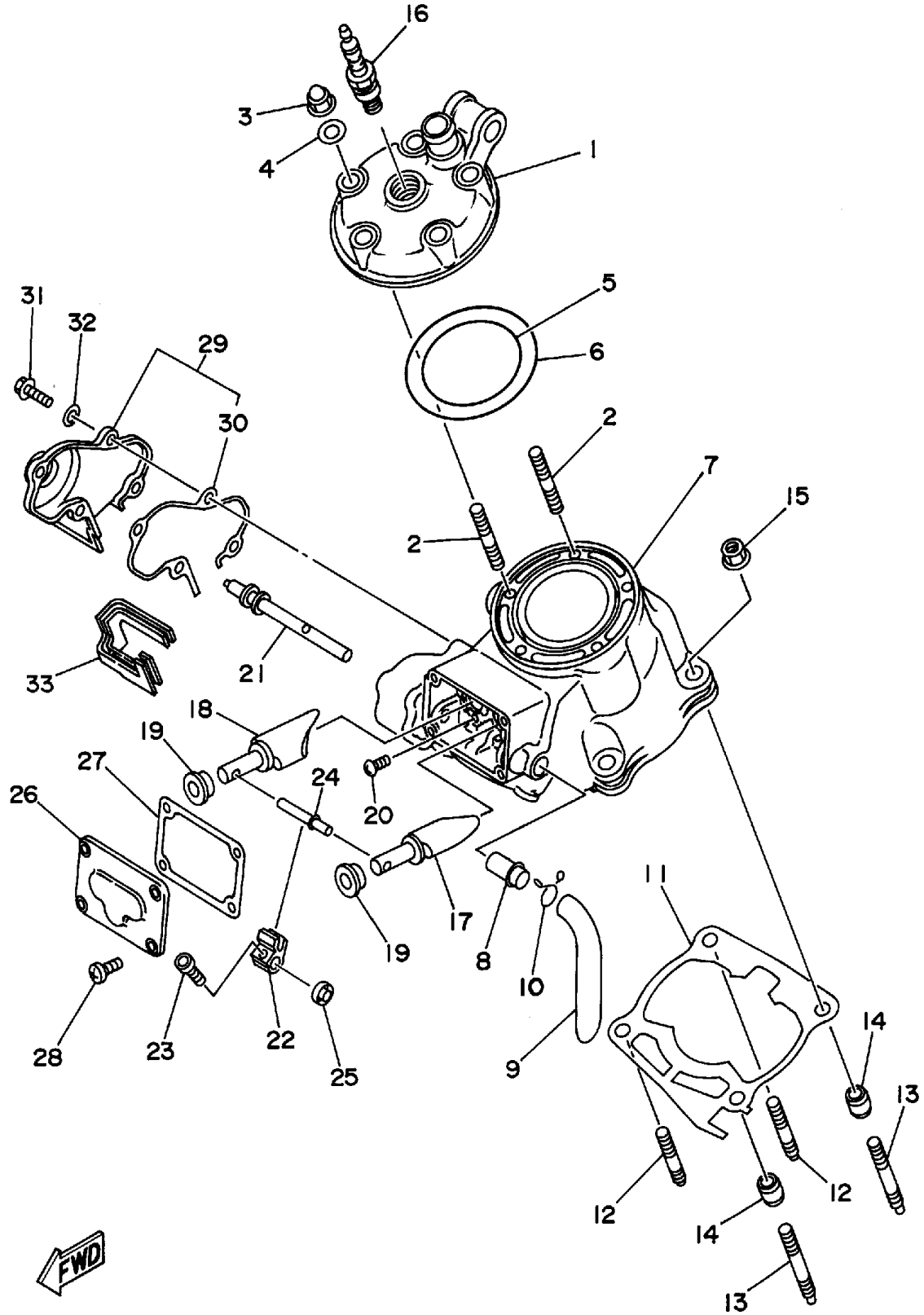


**YAMAHA**  
**ONLINE**  
Parts & Accessories

A1



# CYLINDER HEAD



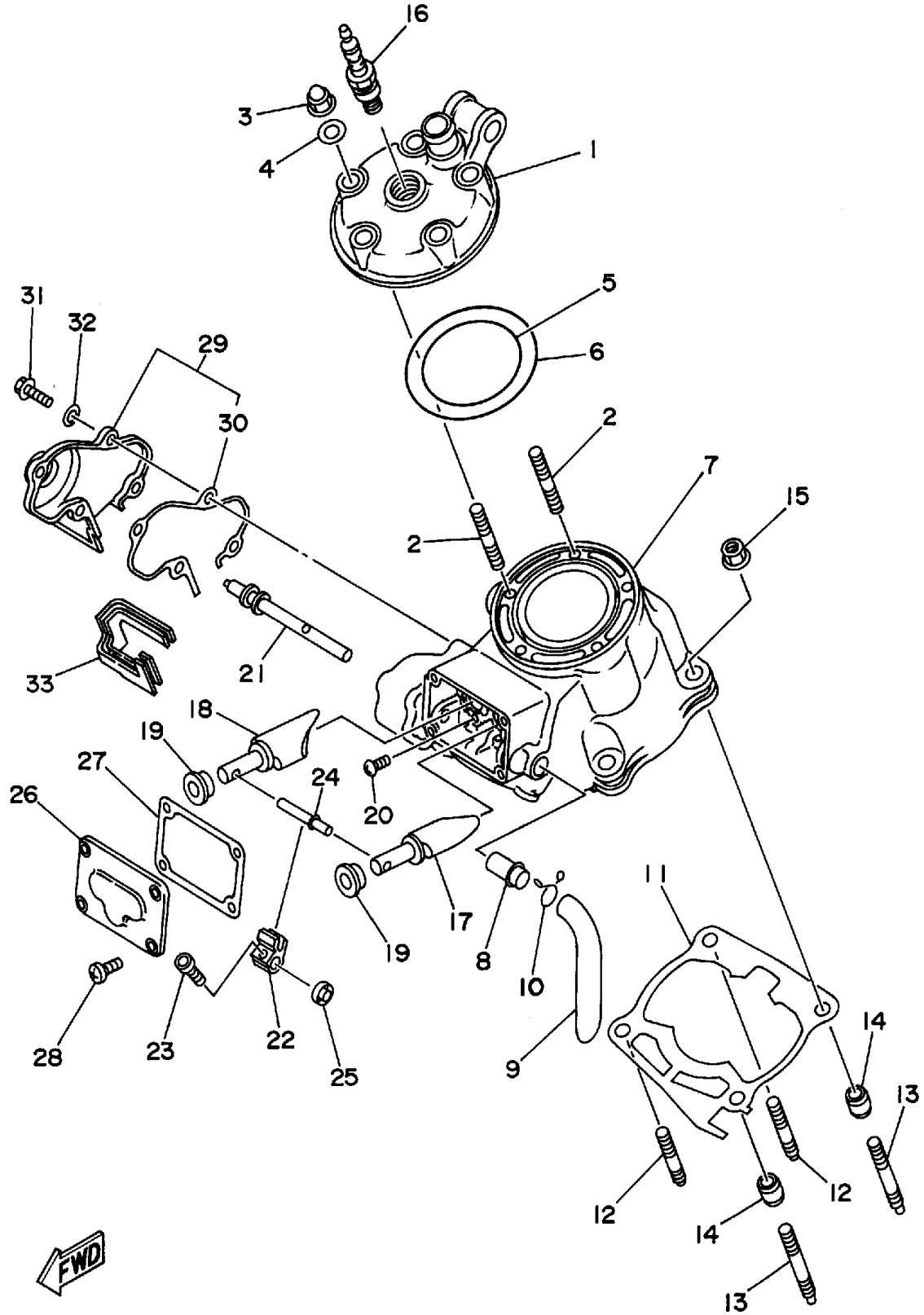
Ref. No.	Part Number	Description	Qty	Remarks
1	4JY-11111-00-00	HEAD, CYLINDER 1 (4JY-11111-01-00)	1	
2	90116-08394-00	BOLT, STUD	5	
3	90176-08026-00	NUT, CROWN	5	
4	90201-08087-00	WASHER, PLATE	5	
5	93210-63442-00	O-RING	1	
6	93210-90785-00	O-RING	1	
7	4JY-11311-00-00	CYLINDER 1	1	
8	4JY-11167-00-00	PIPE, BREATHER 2	1	
9	4JY-11166-00-00	PIPE, BREATHER 1	1	
10	90467-11044-00	CLIP	1	
11	4JY-11351-00-00	GASKET, CYLINDER	1	
12	90116-08318-00	BOLT, STUD	2	
13	90116-08388-00	BOLT, STUD	2	
14	99510-10114-00	PIN, DOWEL	2	
15	90179-08491-00	NUT, FLANGE	4	
16	NGK-B9EG0-00-00	NGK B9EG 4PK	1	UR
17	4JY-1131A-00-00	VALVE 1	1	
18	4JY-1132A-00-00	VALVE 2	1	
19	4JY-1131E-00-00	HOLDER 1	2	
20	98903-05010-00	SCREW, BIND	4	
21	4JY-1131V-00-00	SHAFT 1	1	
22	4JY-11832-00-00	LEVER, LINK	1	
23	91316-04008-00	BOLT	1	
24	4JY-11812-00-00	SHAFT, VALVE	1	
25	93104-08040-00	OIL SEAL	1	
26	4JY-1131M-00-00	COVER	1	
27	4JY-11354-00-00	GASKET	1	
28	98901-05014-00	SCREW, BIND	4	

CONTINUED ON NEXT FRAME ►



4JY1100-4010

# CYLINDER HEAD

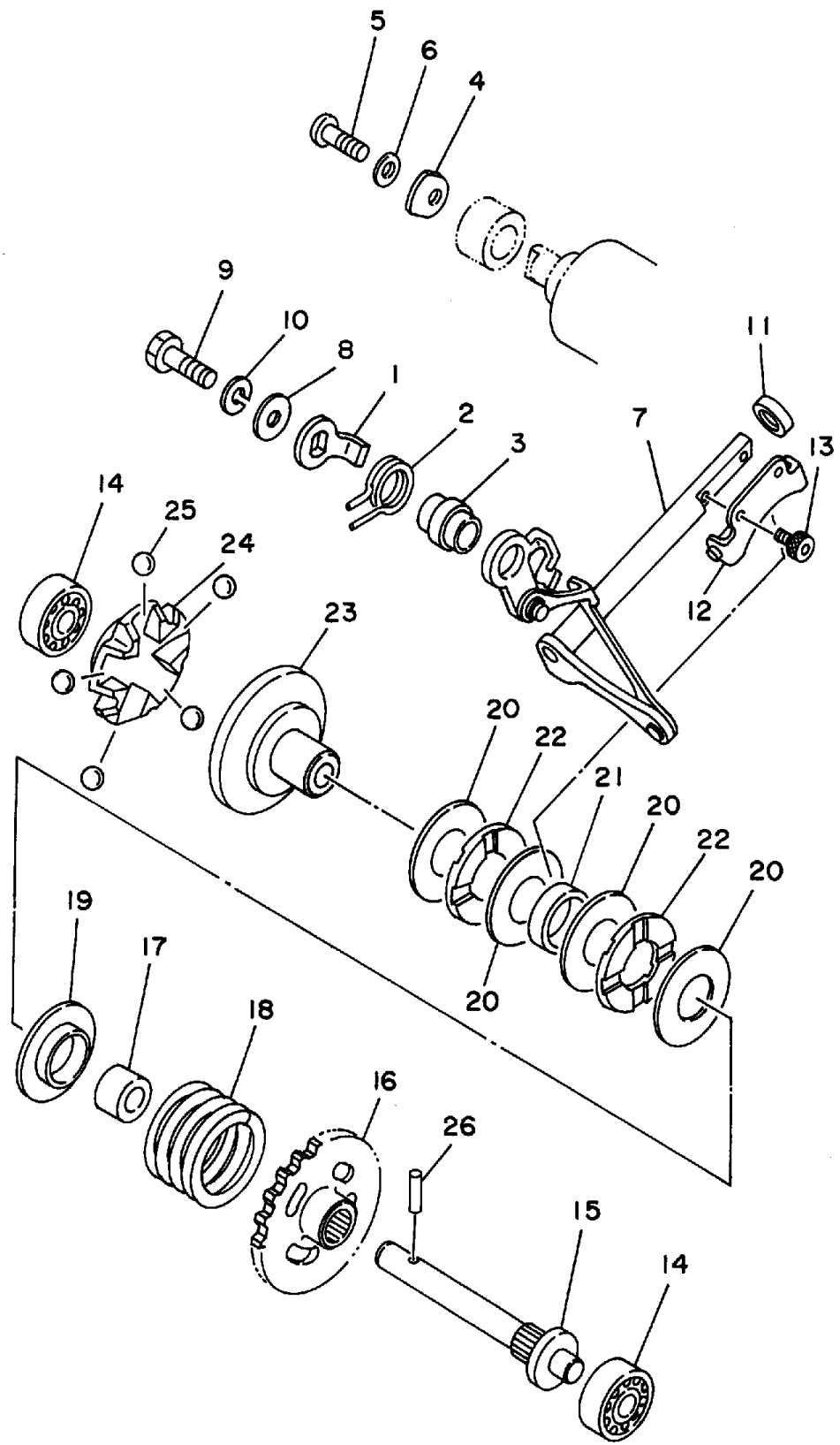


Ref. No.	Part Number	Description	Qty	Remarks
29	4JY-11991-00-00	HOUSING 1	1	
30	4JY-11993-00-00	. GASKET	1	
31	97001-05016-00	BOLT (97002-05016-00)	4	
32	92990-05600-00	WASHER, PLATE	4	
33	4JY-11995-00-00	SEAL, HOUSING	1	



4JY1100-4010

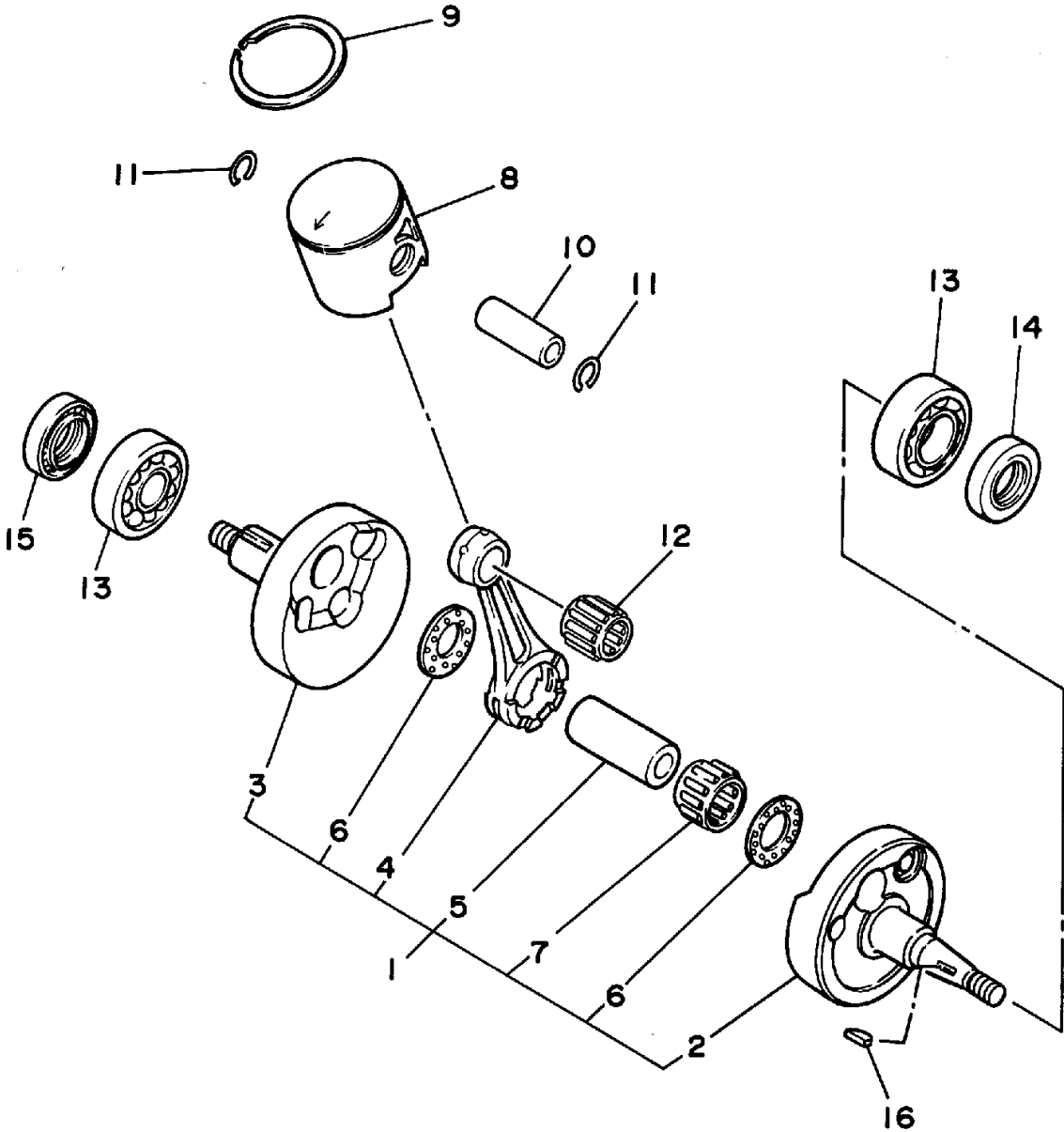
# GOVERNOR



Ref. No.	Part Number	Description	Qty	Remarks
1	4JY-11931-00-00	LEVER .....	1	
2	90508-14783-00	SPRING, TORSION .....	1	
3	4JY-11937-00-00	BOSS, LEVER .....	1	
4	4JY-11915-00-00	PLATE, THRUST 1 .....	1	
5	98580-05014-00	SCREW, PAN HEAD .....	1	
6	92990-05100-00	WASHER, SPRING .....	1	
7	4JY-11990-00-00	PUSH ROD ASSEMBLY .....	1	
8	90201-057H5-00	WASHER, PLATE .....	1	
9	97001-05016-00	BOLT (97002-05016-00) .....	1	
10	92990-05100-00	WASHER, SPRING .....	1	
11	93104-08040-00	OIL SEAL .....	1	
12	3JE-11922-00-00	FORK, GOVERNOR .....	1	
13	91316-04006-00	BOLT .....	2	
14	93300-60814-00	BEARING (608M4ML01) .....	2	NMB
15	5X4-11921-02-00	SHAFT, GOVERNOR .....	1	
16	24X-11953-01-00	GEAR, GOVERNOR .....	1	
17	90560-08213-00	SPACER .....	1	
18	90501-264J6-00	SPRING, COMPRESSION .....	1	
19	5X4-11952-00-00	PLATE .....	1	
20	90201-154E9-00	WASHER, PLATE .....	4	
21	90387-152F2-00	COLLAR .....	1	
22	93340-21505-00	BEARING .....	2	
23	5X5-11912-01-00	RETAINER, WEIGHT .....	1	
24	4JX-11911-01-00	RETAINER .....	1	
25	93521-64032-00	BALL .....	5	
26	93603-14179-00	PIN, DOWEL .....	1	

**FWD**  
4JY1100-4020

# CRANKSHAFT - PISTON

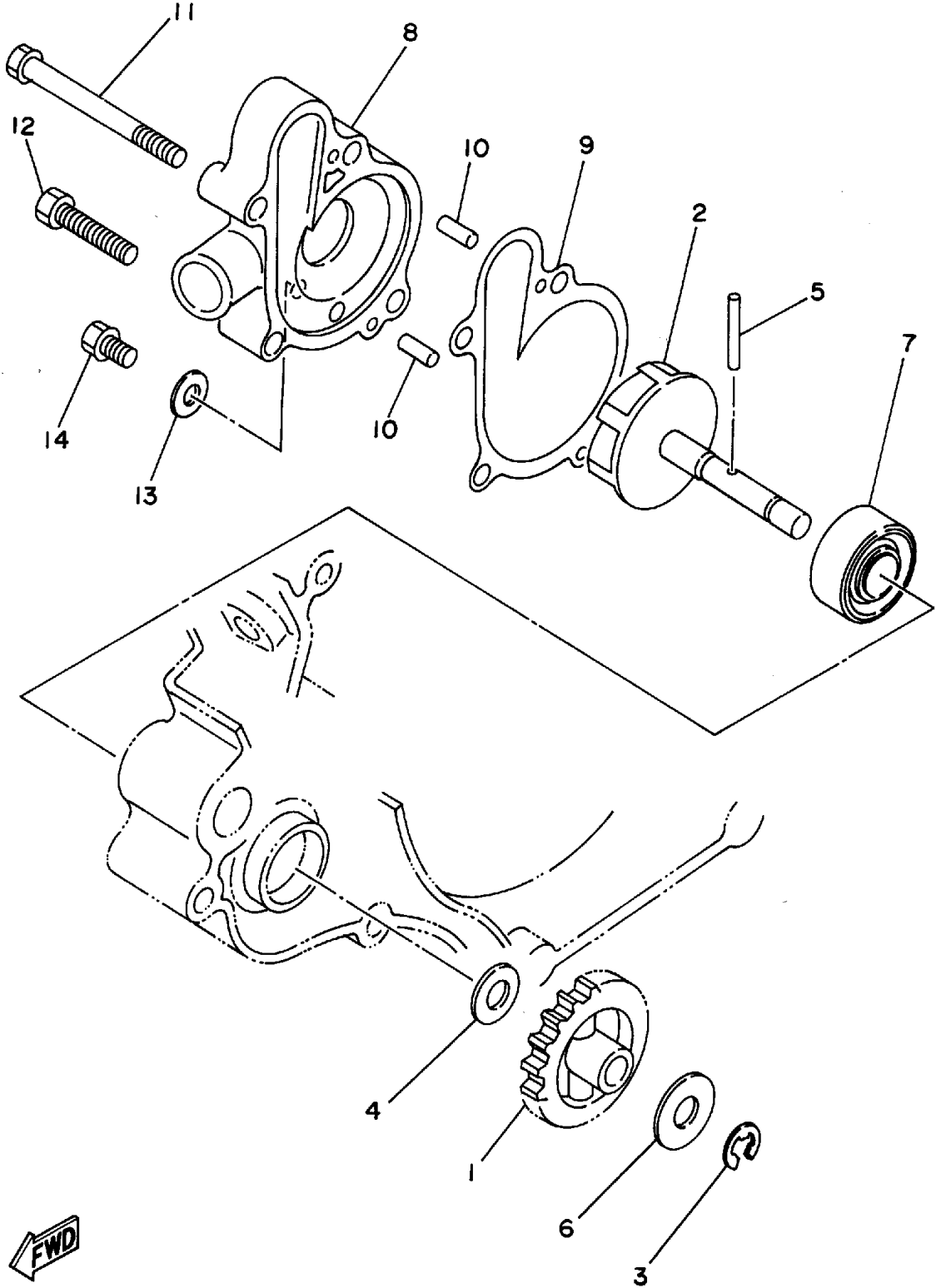


Ref. No.	Part Number	Description	Qty	Remarks
1	4JY-11400-00-00	CRANKSHAFT ASSEMBLY	1	
2	4JY-11412-00-00	. CRANK 1	1	
3	4JY-11422-00-00	. CRANK 2	1	
4	4PE-11651-00-00	. ROD, CONNECTING	1	
5	3JD-11681-01-00	. PIN, CRANK 1	1	
6	90209-22257-00	. WASHER	2	
7	93310-522P7-00	. BEARING	1	
8	4JY-11631-00-A0	PISTON (STD)	1	UR RED
	4JY-11631-00-B0	PISTON (STD)	1	UR ORANGE
	4JY-11631-00-C0	PISTON (STD)	1	UR GREEN
	4JY-11631-00-D0	PISTON (STD)	1	UR PURPLE
9	4JY-11611-00-00	RING, PISTON	1	
10	280-11633-00-00	PIN, PISTON	1	
11	93450-17129-00	CIRCLIP	2	
12	93310-216L2-00	BEARING, CYLINDRICAL	1	
13	93306-37204-00	BEARING (63/22SH2-9TC4)	2	KOYO
14	93102-22363-00	OIL SEAL	1	
15	93103-32171-00	OIL SEAL (93103-32099-00)	1	
16	90280-03017-00	KEY, WOODRUFF	1	



3XJ | 100-1030

# WATER PUMP

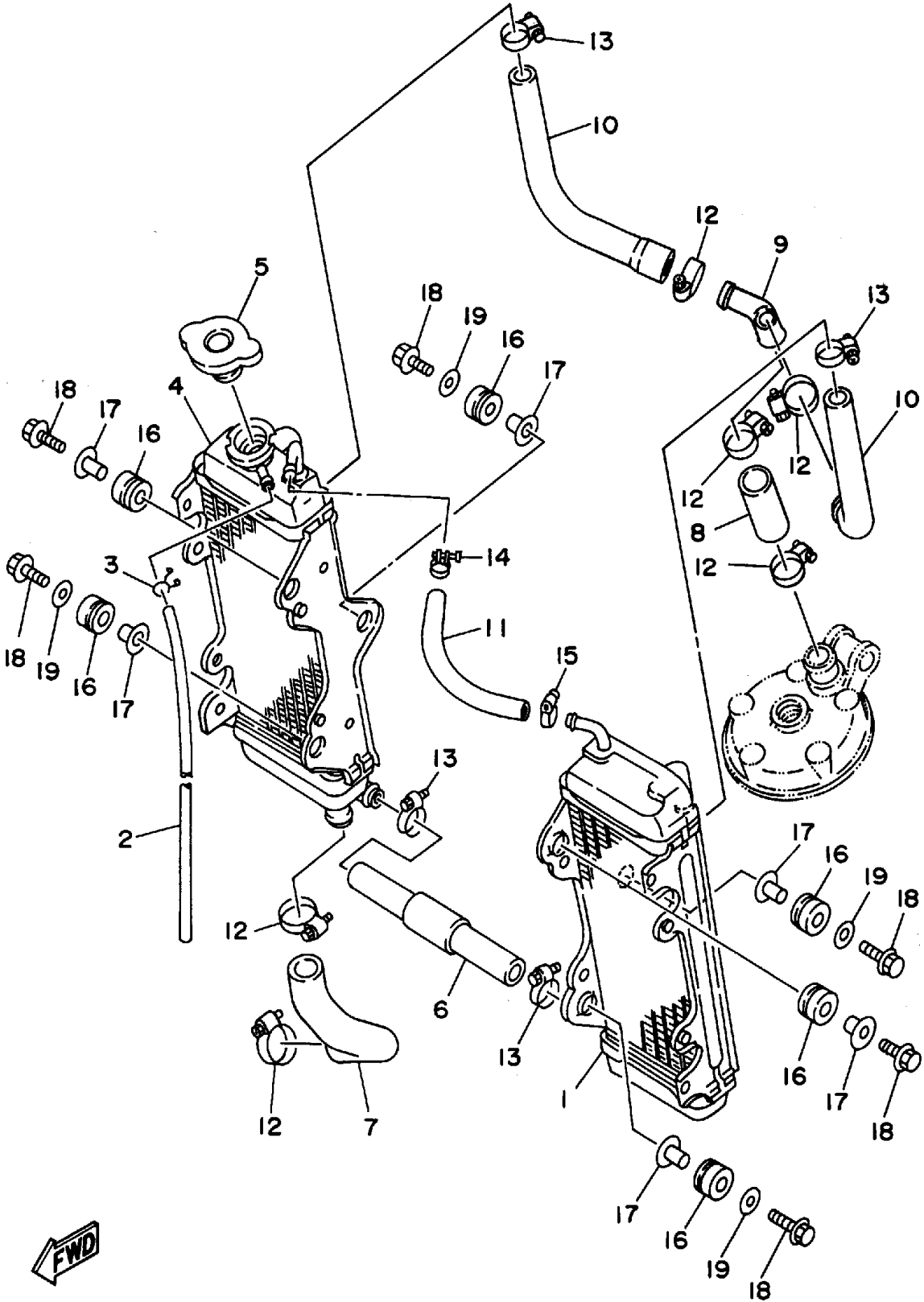


Ref. No.	Part Number	Description	Qty	Remarks
1	1LX-12459-00-00	GEAR, IMPELLER SHAFT	1	
2	1LX-12450-00-00	IMPELLER SHAFT ASSEMBLY	1	
3	99080-07600-00	CIRCLIP (E)	1	
4	90201-08512-00	WASHER, PLATE	1	
5	93603-22028-00	PIN, DOWEL	1	
6	90201-08784-00	WASHER, PLATE	1	
7	93103-10168-00	OIL SEAL	1	
8	4JY-12422-00-00	COVER, HOUSING	1	
9	4JY-12428-00-00	GASKET, HOUSING COVER 2	1	
10	93604-10011-00	PIN, DOWEL	2	
11	95021-06065-00	BOLT, FLANGE	2	
12	95023-06030-00	BOLT, FLANGE (95021-06030)	2	
13	90430-06166-00	GASKET	1	
14	95023-06010-00	BOLT, FLANGE	1	



4JY1100-4040

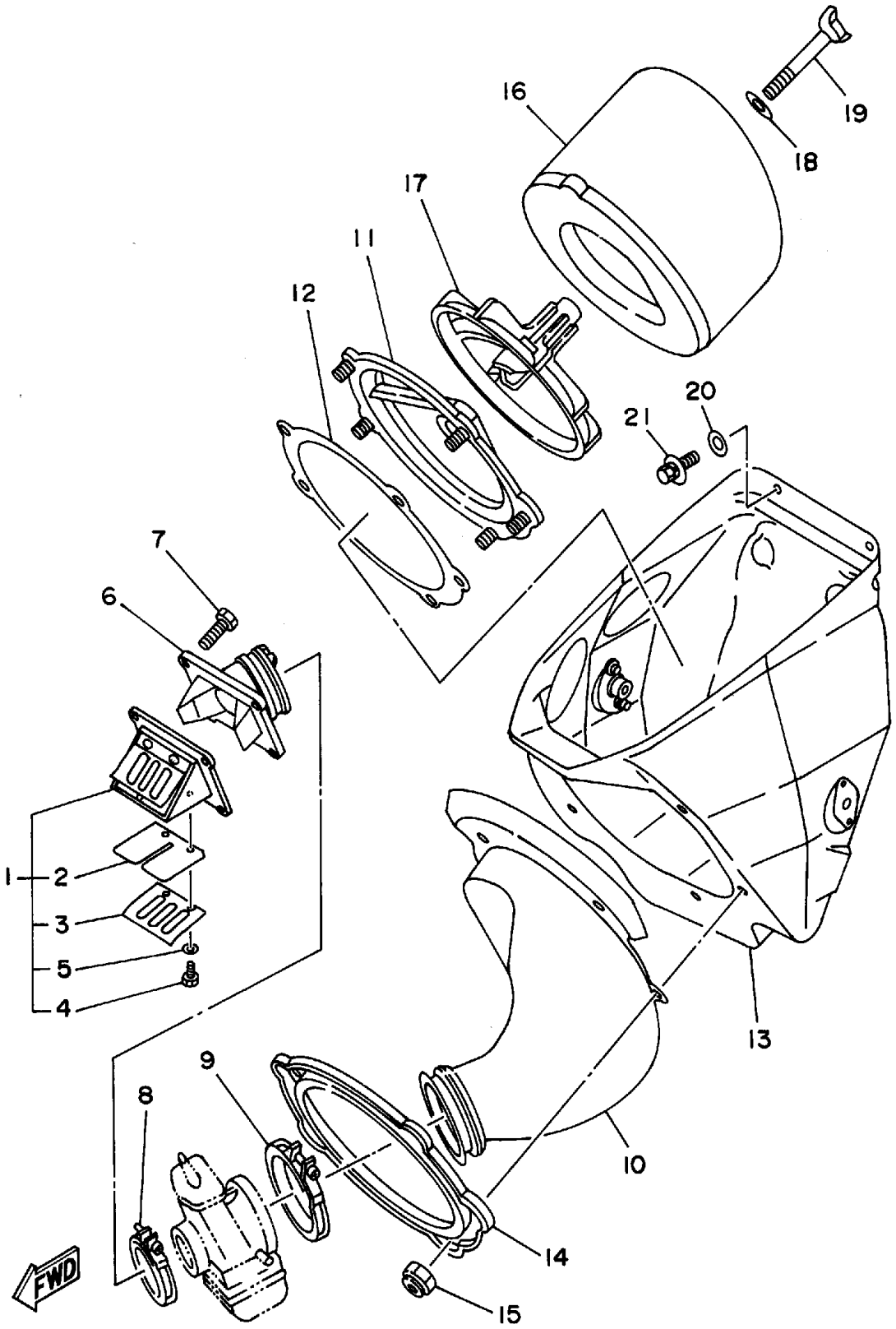
# RADIATOR - HOSE



Ref. No.	Part Number	Description	Qty	Remarks
1	4EW-1240A-01-00	RADIATOR ASSEMBLY	1	
2	91A20-05065-00	TUBE, FLEXIBLE VINYL	1	
3	90467-09006-00	CLIP	1	
4	4EX-12461-00-00	RADIATOR ASSEMBLY	1	
5	22W-12462-00-00	CAP, RADIATOR	1	
6	4EW-12482-01-00	PIPE 2	1	
7	4JY-12483-00-00	PIPE 3	1	
8	3AK-12483-00-00	PIPE 3	1	
9	4EX-12469-00-00	JOINT 1	1	
10	4EX-12477-01-00	PIPE 7	2	
11	4DC-1248A-00-00	PIPE 8	1	
12	90450-28014-00	HOSE CLAMP ASSEMBLY	6	
13	90450-22052-00	HOSE CLAMP ASSEMBLY	4	
14	90450-15041-00	HOSE CLAMP ASSEMBLY	1	
15	90450-17036-00	HOSE CLAMP ASSEMBLY	1	
16	90480-15528-00	GROMMET	6	
17	90387-0700G-00	COLLAR	6	
18	95023-06030-00	BOLT, FLANGE (95021-06030)	6	
19	90201-06765-00	WASHER, PLATE	4	

**FWD**  
4JY1100-4050

# INTAKE

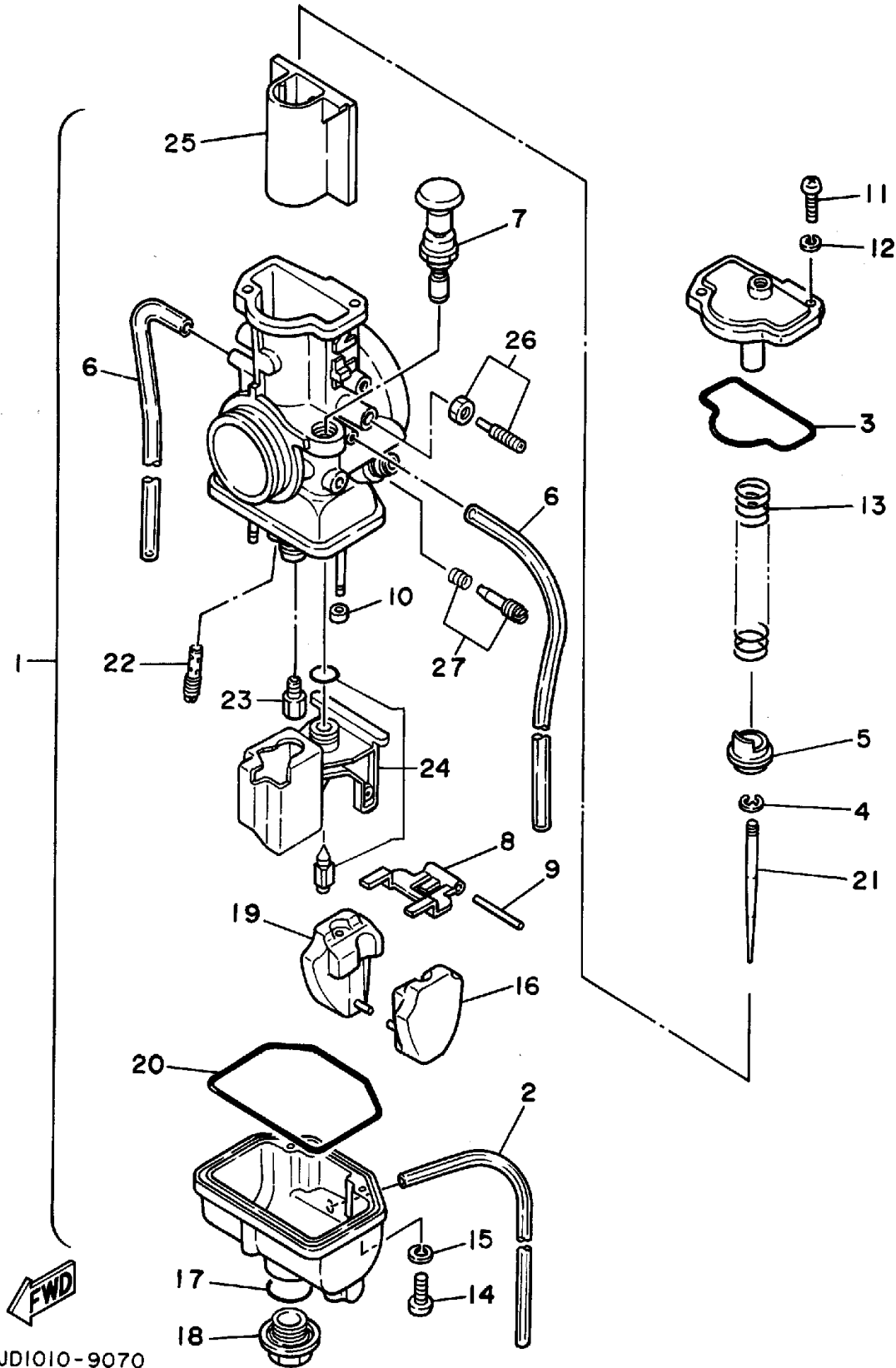


Ref. No.	Part Number	Description	Qty	Remarks
1	4JY-13610-00-00	REED VALVE ASSEMBLY	1	
2	4JY-13613-00-00	. REED, VALVE	2	
3	4JY-13616-00-00	. STOPPER, REED VALVE	2	
4	98580-03008-00	. SCREW, PAN HEAD	4	
5	92990-03100-00	. WASHER, SPRING (92901-03100)	4	
6	4JY-13565-00-00	JOINT, CARBURETOR	1	
7	95023-06020-00	BOLT, FLANGE	4	
8	90450-51070-00	HOSE CLAMP ASSEMBLY	1	
9	90450-70072-00	HOSE CLAMP ASSEMBLY	1	
10	4EX-14453-02-00	JOINT, AIR CLEANER 1	1	
11	3JD-14459-00-00	HOLDER, GUIDE	1	
12	3JD-14462-00-00	SEAL	1	
13	4EW-14411-02-00	CASE, AIR CLEANER 1	1	
14	3JD-14477-00-00	PLATE	1	
15	95601-05100-00	NUT, U	5	
16	4EW-14451-00-00	ELEMENT, AIR CLEANER	1	
17	3JD-14458-00-00	GUIDE	1	
18	90209-06096-00	WASHER	1	
19	90122-06035-00	BOLT, WING	1	
20	90201-06571-00	WASHER, PLATE	2	
21	90105-06553-00	BOLT, WASHER BASED	2	

4JY1100-4060



# CARBURETOR

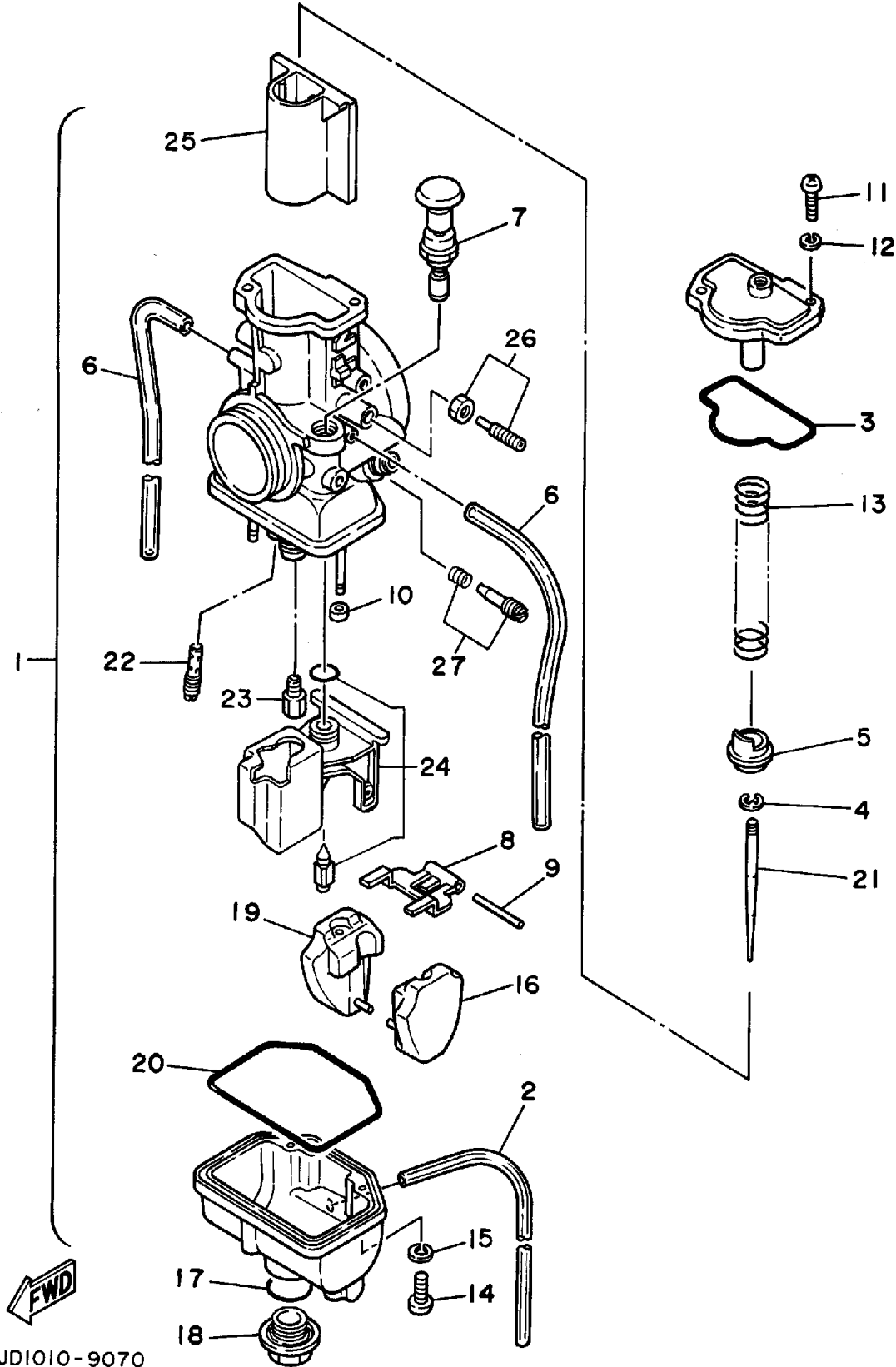


Ref. No.	Part Number	Description	Qty	Remarks
1	4JY-14101-00-00	CARBURETOR ASSEMBLY 1	1	UR
2	3X3-14197-00-00	. PIPE	1	
3	3JD-14147-00-00	. O-RING	1	
4	256-14919-00-00	. CLIP	1	
5	3JD-14194-00-00	. RING	1	
6	2HH-14197-00-00	. PIPE	2	
7	3JE-14171-00-00	. PLUNGER, STARTER	1	
8	363-14187-00-00	. ARM, FLOAT	1	
9	353-14186-00-00	. PIN, FLOAT	1	
10	214-14118-00-00	. CAP	2	
11	98517-04012-00	. SCREW, PAN HEAD	2	
12	92990-04100-00	. WASHER, SPRING	2	
13	3JD-14131-00-00	. SPRING, THROTTLE VALVE	1	
14	98580-03010-00	. SCREW, PAN HEAD (98502-03010)	1	
15	92990-03100-00	. WASHER, SPRING (92901-03100)	1	
16	3XV-14185-10-00	. FLOAT	1	
17	3JE-14561-00-00	. O-RING	1	
18	4DB-14115-00-00	. PLUG, SCREW	1	
19	3XV-14185-00-00	. FLOAT	1	
20	3JE-14147-00-00	. O-RING	1	
21	3JD-14116-G0-00	. NEEDLE (J8-6EJ35-59)	1	STD
	3JD-14116-G1-00	. NEEDLE (J8-6EJ35-57)	1	AP
	3JD-14116-G2-00	. NEEDLE (J8-6EJ35-58)	1	AP
	3JD-14116-G3-00	. NEEDLE (J8-6EJ35-60)	1	AP
	3JD-14116-G4-00	. NEEDLE (J8-6EJ35-61)	1	AP
22	3H1-14142-12-00	. JET, PILOT (#12.5)	1	AP
	3H1-14142-15-00	. JET, PILOT (#15)	1	STD

CONTINUED ON NEXT FRAME ►

3JD1010-9070

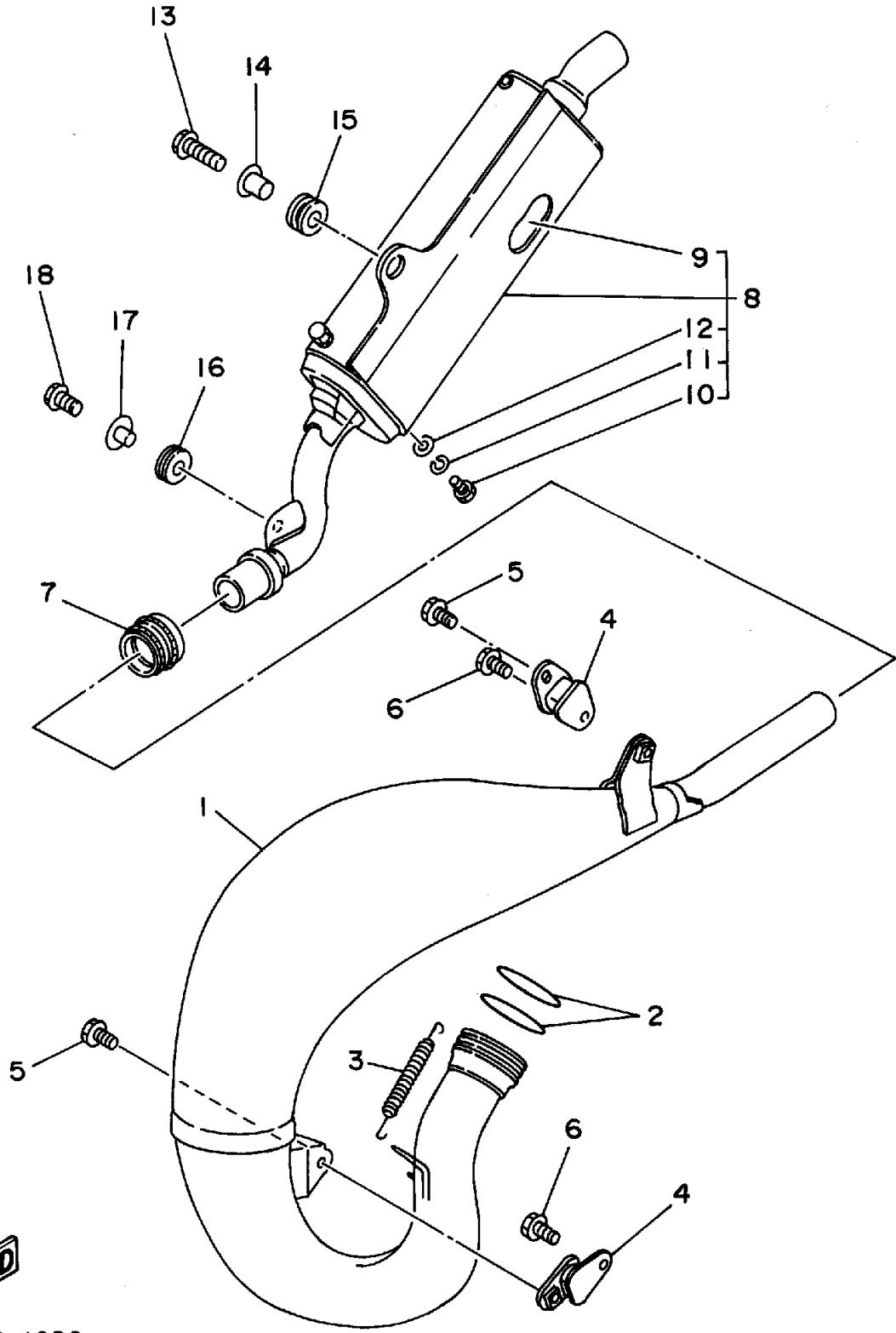
# CARBURETOR



Ref. No.	Part Number	Description	Qty	Remarks
22	3H1-14142-17-00	. JET, PILOT (#17.5) . . . . .	1	AP
	3H1-14142-20-00	. JET, PILOT # 0 . . . . .	1	AP
23	137-14143-60-A0	. JET, MAIN (# 300) . . . . .	1	AP
	137-14143-62-A1	. JET, MAIN (#310) . . . . .	1	AP
	137-14143-64-00	. JET, MAIN (#320) . . . . .	1	AP
	137-14143-66-A1	. JET MAIN, (# 330) . . . . .	1	STD
	137-14143-68-00	. JET, MAIN (#340) . . . . .	1	AP
	137-14143-70-00	. JET, MAIN (#350) . . . . .	1	AP
	137-14143-72-00	. JET, MAIN (#360) . . . . .	1	AP
24	3JD-14107-35-00	. NEEDLE VALVE SET . . . . .	1	
25	3JD-14112-40-00	. VALVE, THROTTLE (C.A 4.0) . . . . .	1	AP
	3JD-14112-45-00	. VALVE, THROTTLE (C.A 4.5) . . . . .	1	AP
	3JD-14112-50-00	. VALVE, THROTTLE (C.A 5.0) . . . . .	1	STD
	3JD-14112-55-00	. VALVE, THROTTLE (C.A 5.5) . . . . .	1	AP
	3JD-14112-60-00	. VALVE, THROTTLE (C.A 6.0) . . . . .	1	AP
26	3JD-14103-00-00	. THROTTLE SCREW SET . . . . .	1	
27	3JD-14104-00-00	. AIR SCREW SET . . . . .	1	

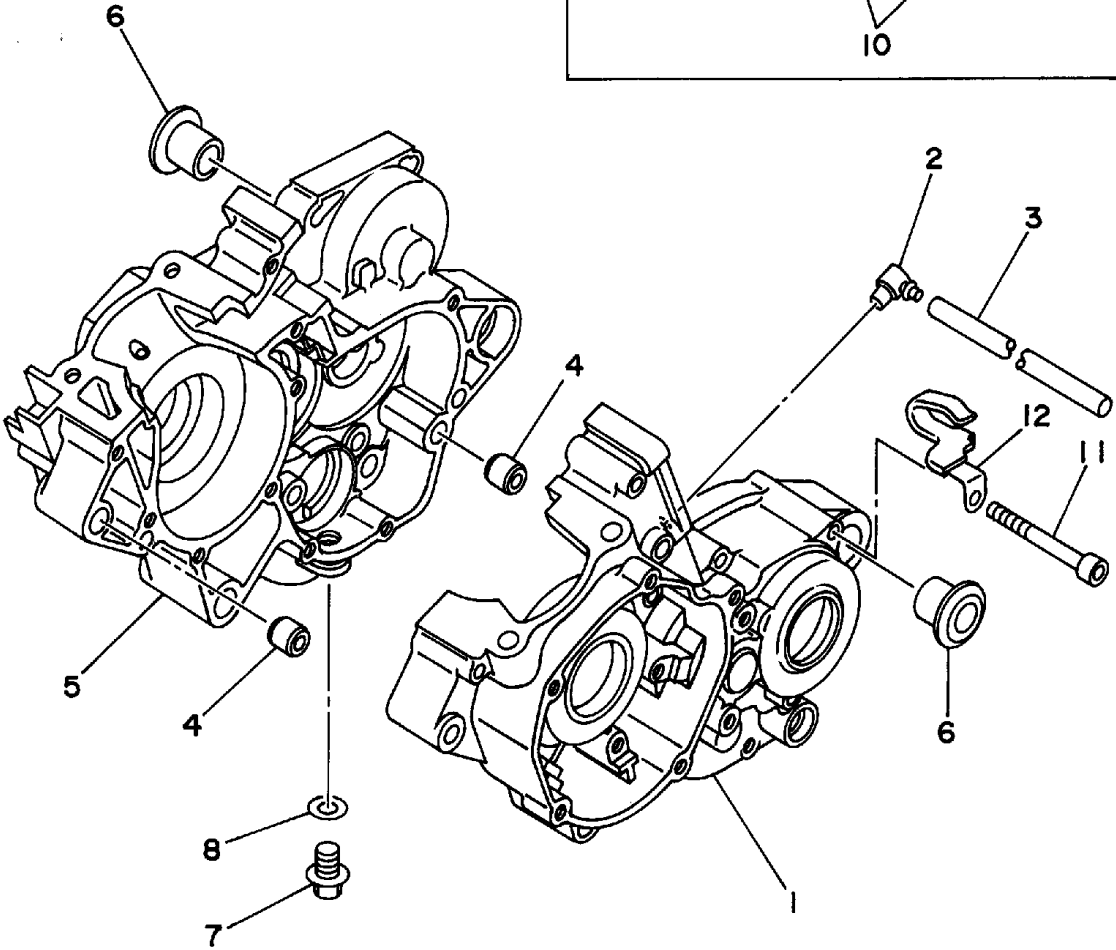
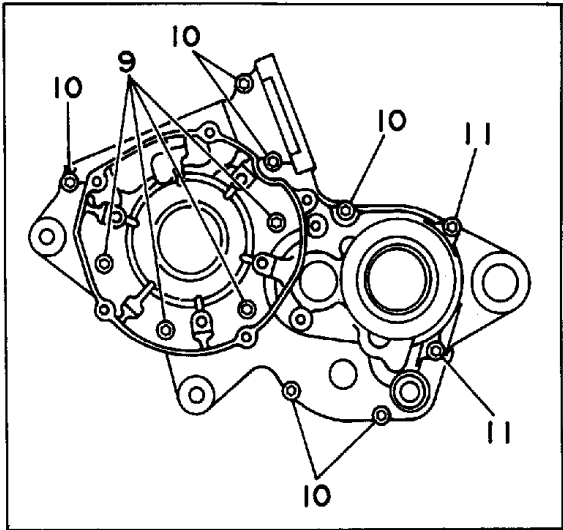
# EXHAUST

Ref. No.	Part Number	Description	Qty	Remarks
1	4JY-14610-00-00	EXHAUST PIPE ASSEMBLY 1	1	
2	93210-42728-00	O-RING	2	
3	90507-20052-00	SPRING, TENSION	2	
4	565-14771-00-00	STAY, MUFFLER 1	2	
5	95023-06012-00	BOLT, FLANGE	2	
6	90119-06185-00	BOLT, WITH WASHER	2	
7	4JY-14615-00-00	JOINT, EXHAUST 1	1	
8	4JY-14753-00-00	SILENCER, EXHAUST	1	
9	4JY-1469A-00-00	. FIBER	1	
10	97011-06010-00	. BOLT	2	
11	92995-06100-00	. WASHER, SPRING	2	
12	92901-06600-00	. WASHER	2	
13	95023-06025-00	BOLT, FLANGE	1	
14	90387-063G3-00	COLLAR	1	
15	90480-16561-00	GROMMET	1	
16	90480-10289-00	GROMMET	1	
17	90387-107R6-00	COLLAR	1	
18	95024-06016-00	BOLT, FLANGE	1	



4JY1100-4080

# CRANKCASE

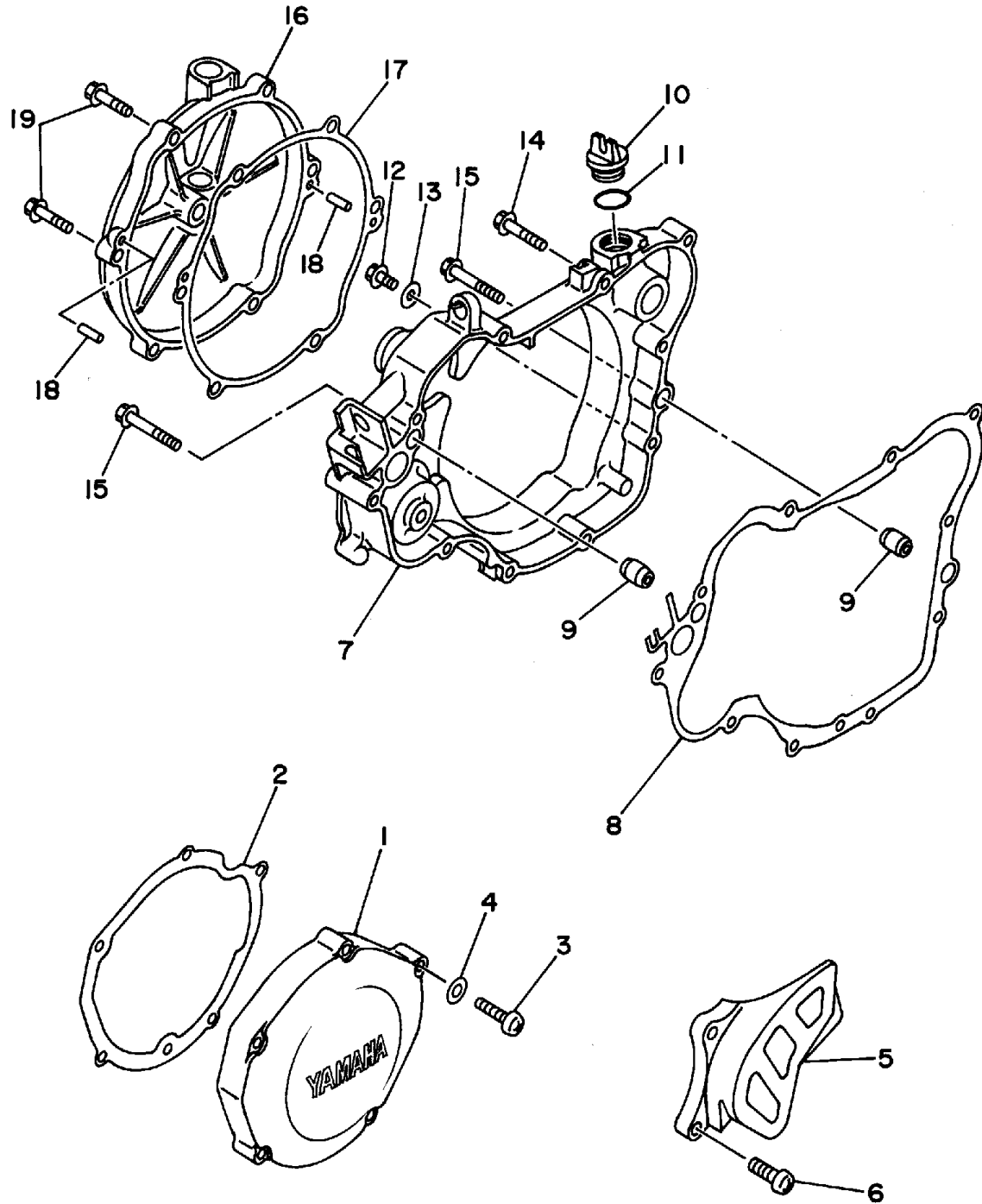


Ref. No.	Part Number	Description	Qty	Remarks
1	4JY-15111-00-00	CRANKCASE 1	1	
2	353-13115-01-00	CONNECTOR, SUCTION PIPE	1	
3	90445-08605-00	HOSE	1	
4	99510-12016-00	PIN, DOWEL	2	
5	4JY-15121-00-00	CRANKCASE 2	1	
6	90387-160H4-00	COLLAR	2	
7	90340-12097-00	PLUG, STRAIGHT SCREW	1	
8	90430-12207-00	GASKET	1	
9	91316-06045-00	BOLT, SOCKET HEAD	4	
10	91316-06055-00	BOLT, SOCKET HEAD	6	
11	91316-06070-00	BOLT, SOCKET HEAD	2	
12	90465-08336-00	CLAMP	1	



4JY1100-4090

# CRANKCASE COVER 1



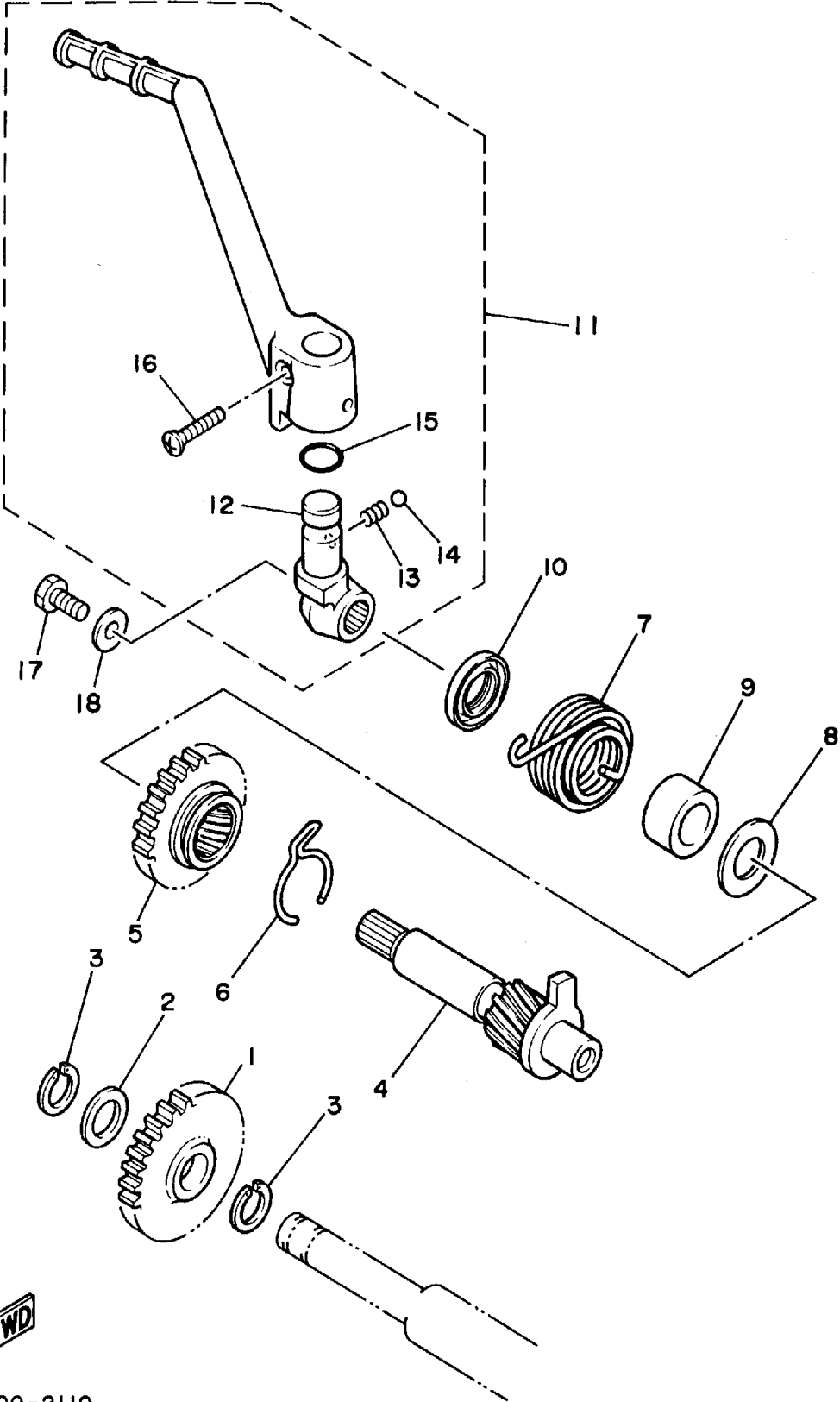
Ref. No.	Part Number	Description	Qty	Remarks
1	4JY-15411-00-00	COVER, CRANKCASE 1	1	
2	4JY-15451-00-00	GASKET, CRANKCASE COVER 1	1	
3	98580-06030-00	SCREW PAN HEAD	5	
4	92901-06600-00	WASHER	5	
5	4EX-15421-00-00	COVER, CRANKCASE 2	1	
6	98580-06016-00	SCREW, PAN HEAD	2	
7	4JY-15431-00-00	COVER, CRANKCASE 3	1	
8	4JY-15462-00-00	GASKET, CRANKCASE COVER 3	1	
9	99530-10014-00	PIN, DOWEL	2	
10	1RG-15363-00-00	PLUG, OIL	1	
11	93210-19123-00	O-RING	1	
12	95023-06010-00	BOLT, FLANGE	1	
13	90430-06014-00	GASKET	1	
14	95023-06030-00	BOLT, FLANGE (95021-06030)	6	
15	95023-06040-00	BOLT, FLANGE (1YW)	2	
16	4JY-15415-00-00	COVER, GENERATOR	1	
17	4JY-15463-00-00	GASKET, CARBURETOR COVER 2	1	
18	93604-10011-00	PIN, DOWEL	2	
19	95023-06025-00	BOLT, FLANGE	6	



4JY1100-4100

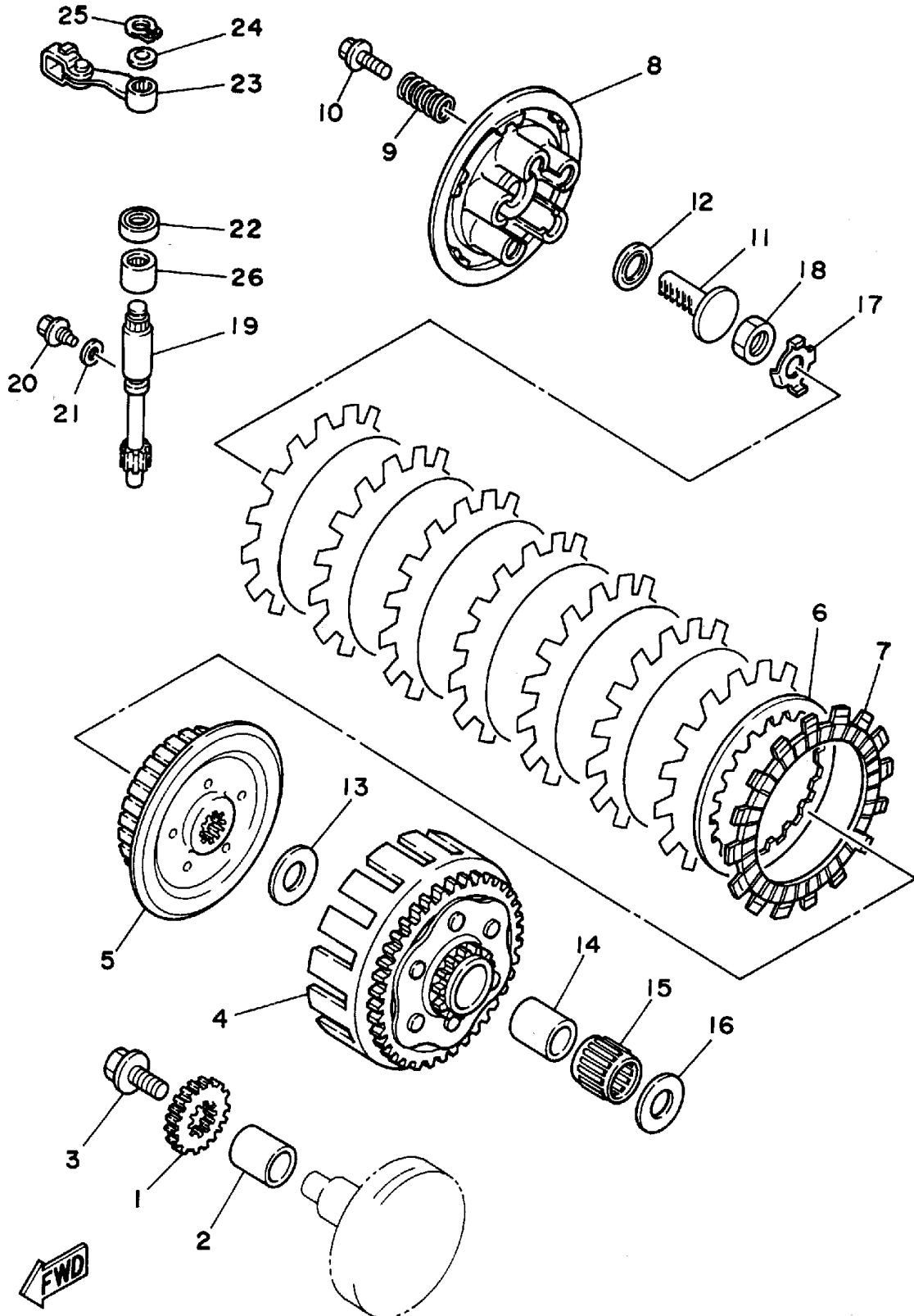
# STARTER

Ref. No.	Part Number	Description	Qty	Remarks
1	1LX-15651-00-00	GEAR, KICK IDLE	1	
2	137-17417-00-05	SHIM 1 (0.5T)	1	
3	93440-15012-00	CIRCLIP	2	
4	1LX-15660-02-00	KICK AXLE ASSEMBLY	1	
5	1LX-15641-00-00	GEAR, KICK	1	
6	90468-26048-00	CLIP	1	
7	90508-26450-00	SPRING, TORSION	1	
8	90201-171G4-00	WASHER, PLATE	1	
9	90560-17279-00	SPACER	1	
10	93102-17263-00	OIL SEAL	1	
11	4DB-15620-03-00	KICK CRANK ASSEMBLY	1	
12	4DB-15621-03-00	. BOSS, KICK CRANK	1	
13	90501-12081-00	. SPRING, COMPRESSION	1	
14	93507-32031-00	. BALL	1	
15	93210-15171-00	. O-RING	1	
16	90152-06010-00	. SCREW, COUNTERSUNK	1	
17	97021-06012-00	BOLT	1	
18	90201-065F3-00	WASHER, PLATE	1	



4DB2100-2110

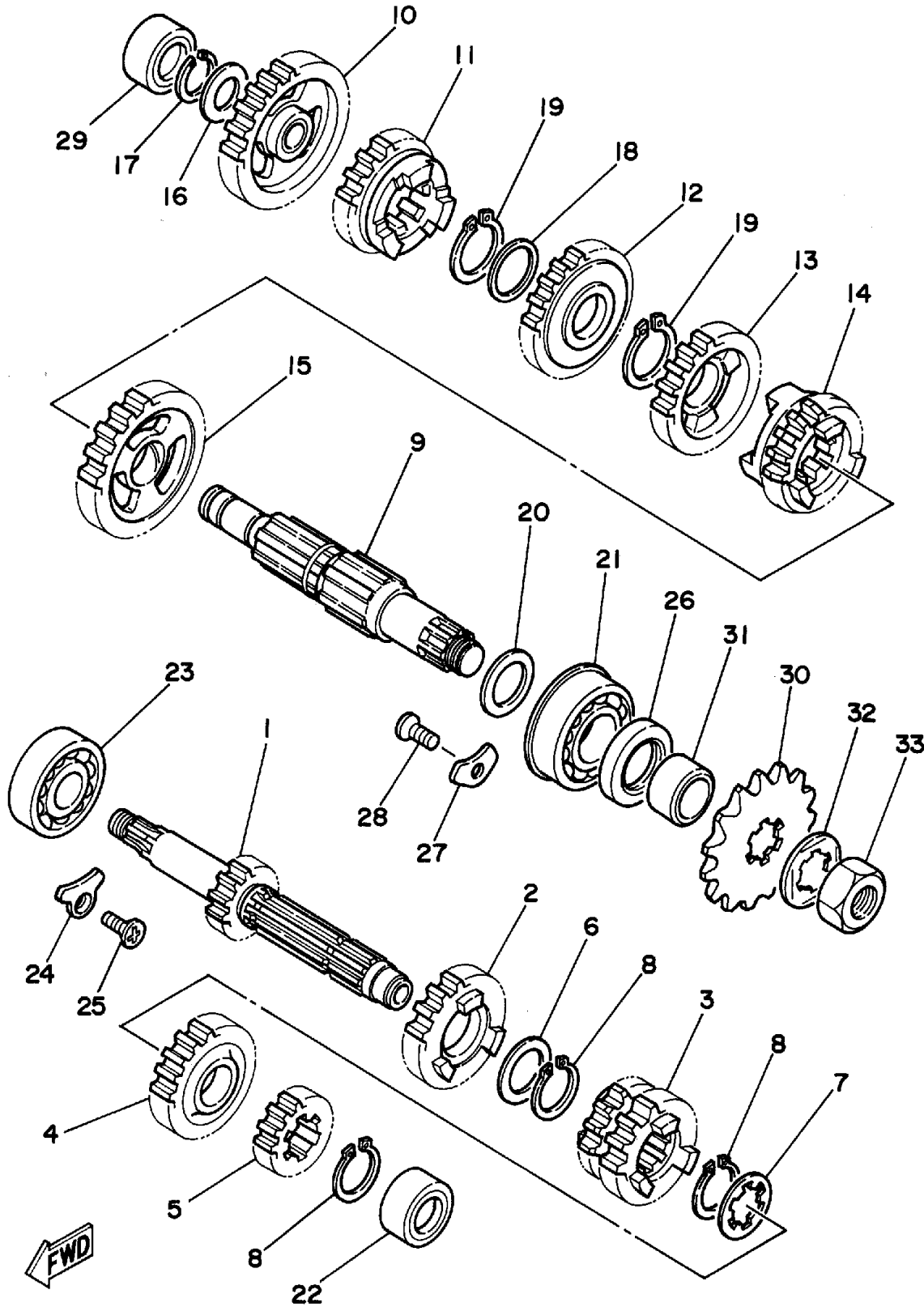
# CLUTCH



Ref. No.	Part Number	Description	Qty	Remarks
1	3XJ-16111-00-00	GEAR, PRIMARY DRIVE	1	
2	90387-202T9-00	COLLAR	1	
3	90105-10445-00	BOLT, WASHER BASED	1	
4	4JY-16150-00-00	PRIMARY DRIVEN GEAR COMP.	1	
5	4EX-16371-00-00	BOSS, CLUTCH	1	
6	3XJ-16324-00-00	PLATE, CLUTCH 1	7	
7	3XJ-16321-00-00	PLATE, FRICTION	8	
8	4EX-16351-00-00	PLATE, PRESSURE 1	1	
9	90501-23598-00	SPRING, COMPRESSION	5	
10	90159-06016-00	SCREW, WITH WASHER	5	
11	3SB-16356-00-00	ROD, PUSH 1	1	
12	93342-21013-00	BEARING, THRUST	1	
13	90201-204K8-00	WASHER, PLATE	1	
14	3XJ-16181-00-00	SPACER 1	1	
15	93310-225N0-00	BEARING	1	
16	3XJ-16164-00-00	PLATE, THRUST 2	1	
17	90215-16320-00	WASHER, LOCK	1	
18	90170-16326-00	NUT	1	
19	4EX-16382-00-00	AXLE, PUSH LEVER	1	
20	90109-06418-00	BOLT	1	
21	90430-06014-00	GASKET	1	
22	93102-12224-00	OIL SEAL	1	
23	3JD-16340-00-00	PUSH LEVER ASSEMBLY	1	
24	90201-10119-00	WASHER, PLATE	1	
25	99009-10400-00	CIRCLIP	1	
26	93315-11206-00	BEARING	1	

4JY1100-4120

# TRANSMISSION



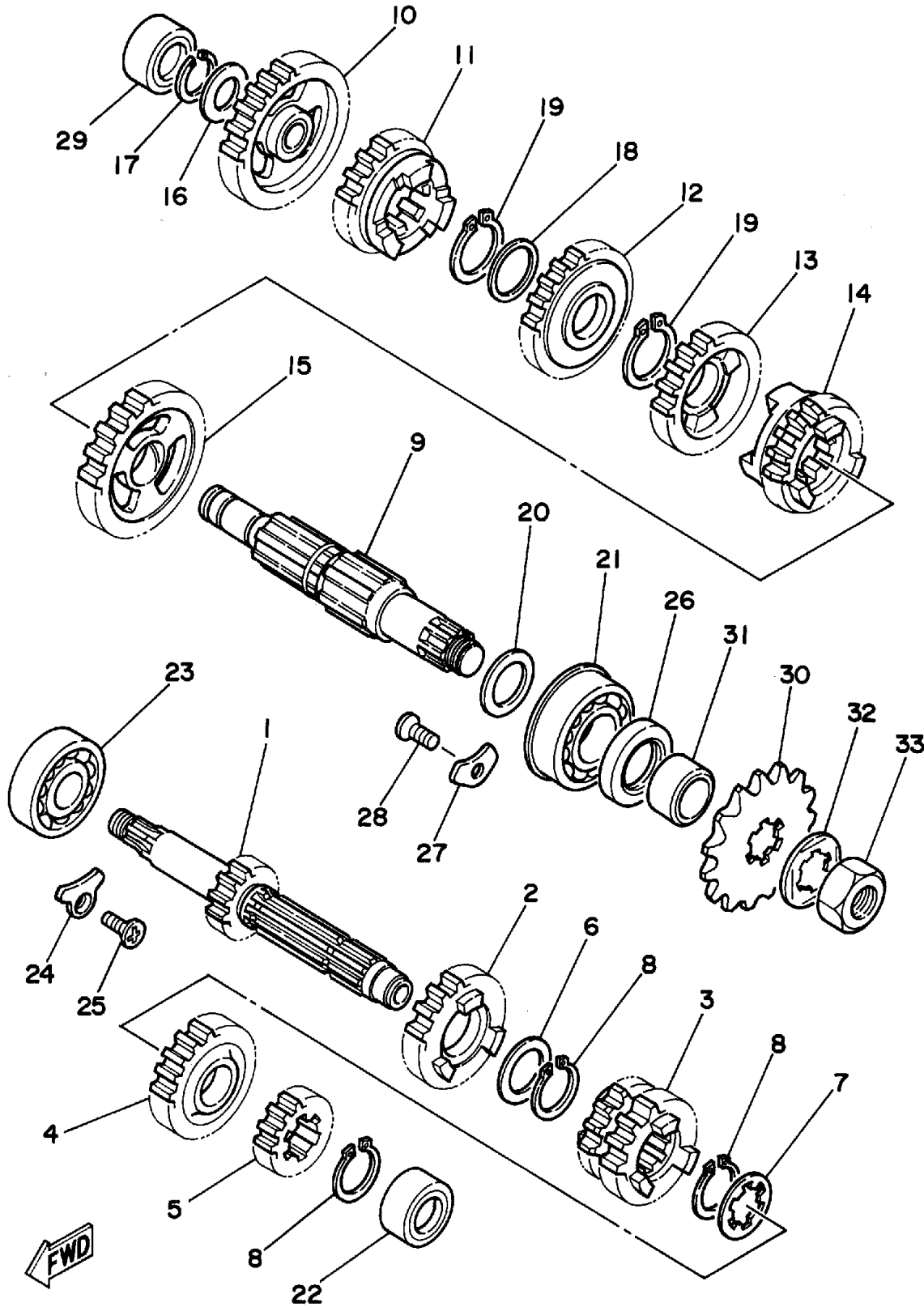
Ref. No.	Part Number	Description	Qty	Remarks
1	3XJ-17411-00-00	AXLE, MAIN	1	
2	4EX-17151-00-00	GEAR, 5TH PINION	1	
3	4EX-17131-00-00	GEAR, 3RD PINION	1	
4	4EX-17161-00-00	GEAR, 6TH PINION	1	
5	3SR-17121-00-00	GEAR, 2ND PINION	1	
6	90201-22555-00	WASHER, PLATE	1	
7	90209-18135-00	WASHER	1	
8	93410-22039-00	CIRCLIP	3	
9	3XJ-17421-00-00	AXLE, DRIVE	1	
10	1LX-17211-01-00	GEAR, 1ST WHEEL	1	
11	4EX-17251-00-00	GEAR, 5TH WHEEL	1	
12	3SR-17231-00-00	GEAR, 3RD WHEEL	1	
13	4EX-17241-00-00	GEAR, 4TH WHEEL	1	
14	4EX-17261-00-00	GEAR, 6TH WHEEL	1	
15	3XJ-17221-00-00	GEAR, 2ND WHEEL	1	
16	90201-15701-00	WASHER, PLATE (1.0T)	1	
17	99009-15400-00	CIRCLIP	1	
18	90209-18208-00	WASHER	1	
19	93410-22039-00	CIRCLIP	2	
20	90201-206K8-00	WASHER, PLATE	1	
21	93306-30411-00	BEARING (B6304)	1	
22	93311-41530-00	BEARING	1	
23	93306-20469-00	BEARING	1	
24	1LX-15383-00-00	PLATE, BEARING COVER	1	
25	98701-06012-00	SCREW, FLAT HEAD (92701-06012)	1	
26	93102-26042-00	OIL SEAL	1	
27	3XJ-15383-00-00	PLATE, BEARING COVER	2	
28	98701-06012-00	SCREW, FLAT HEAD (92701-06012)	2	

CONTINUED ON NEXT FRAME ➤

3XJ1100-1130



# TRANSMISSION

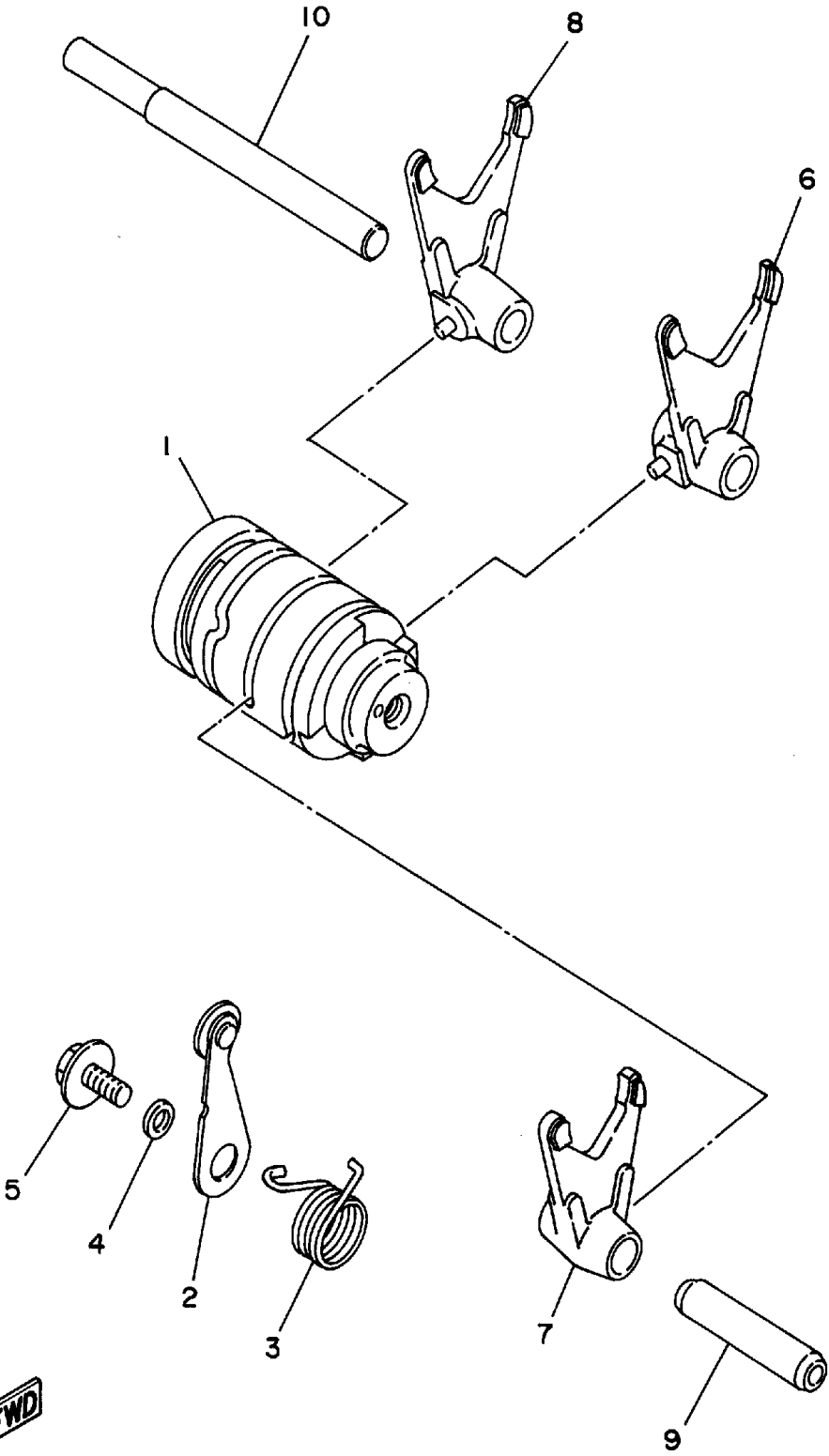


Ref. No.	Part Number	Description	Qty	Remarks
29	93311-31567-00	BEARING, CYLINDRICAL	1	
30	9383A-12017-00	SPROCKET, DRIVE 12T (2HG1746120)	1	AP
	9383A-13031-00	SPROCKET, DRIVE 13T (2HG1746130)	1	STD
	9383A-14054-00	SPROCKET, DRIVE 14T (2HG1746140)	1	AP
31	90387-202A0-00	COLLAR	1	
32	90215-20261-00	WASHER, LOCK	1	
33	90179-16226-00	NUT	1	

3XJ1100-1130

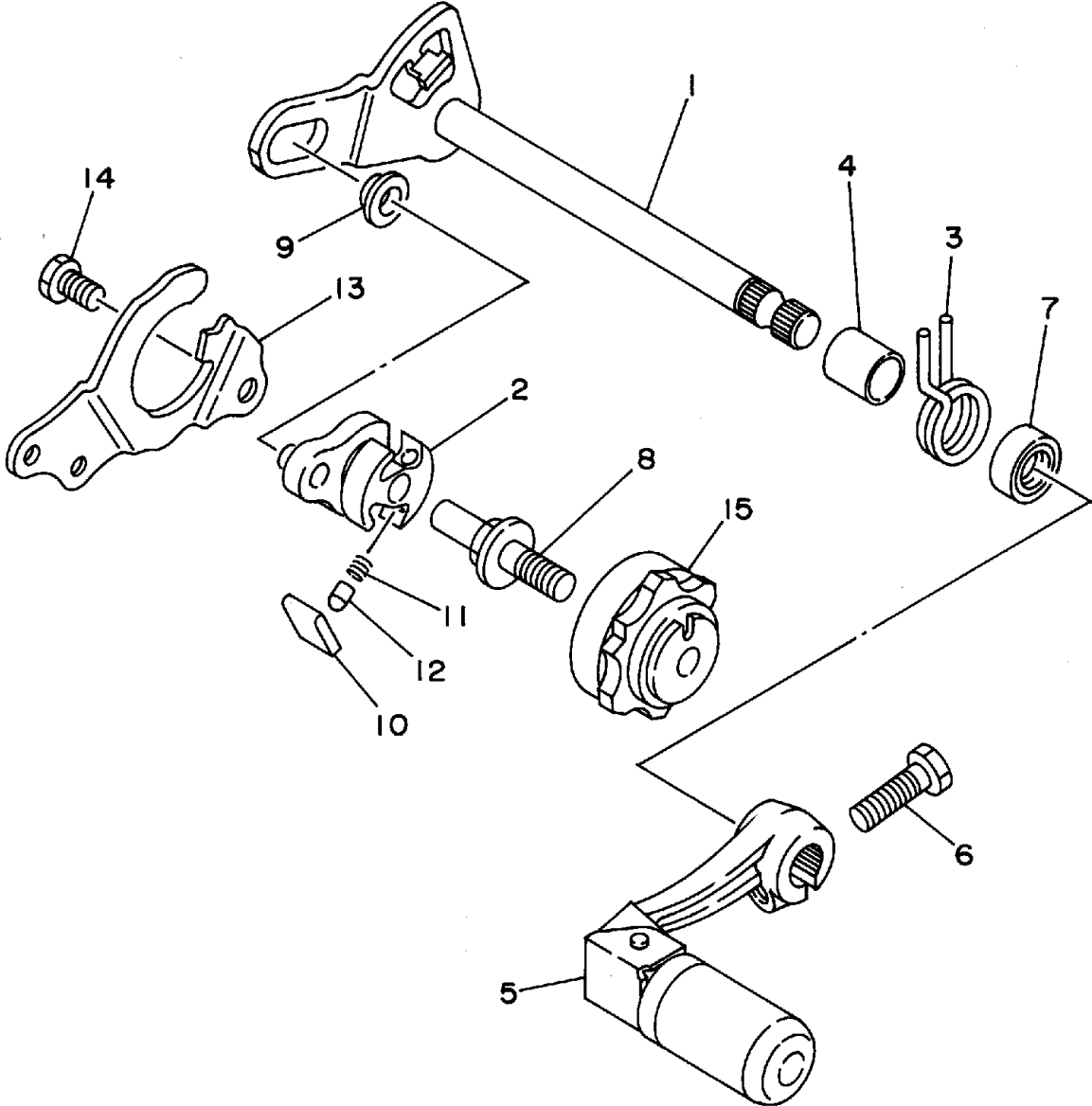
# SHIFT CAM - SHIFT FORK

Ref. No.	Part Number	Description	Qty	Remarks
1	4JY-18540-00-00	SHIFT CAM ASSEMBLY	1	
2	4JY-18140-00-00	STOPPER LEVER ASSEMBLY	1	
3	90508-26691-00	SPRING, TORSION	1	
4	90387-063F7-00	COLLAR	1	
5	90159-06078-00	SCREW, WITH WASHER	1	
6	3JD-18511-01-00	FORK, SHIFT 1	1	
7	2VN-18512-01-00	FORK, SHIFT 2	1	
8	1LX-18513-01-00	FORK, SHIFT 3	1	
9	4EX-18531-00-00	BAR, SHIFT FORK GUIDE 1	1	
10	4EX-18535-00-00	BAR, SHIFT FORK GUIDE 2	1	



4JY1100-4140

# SHIFT SHAFT

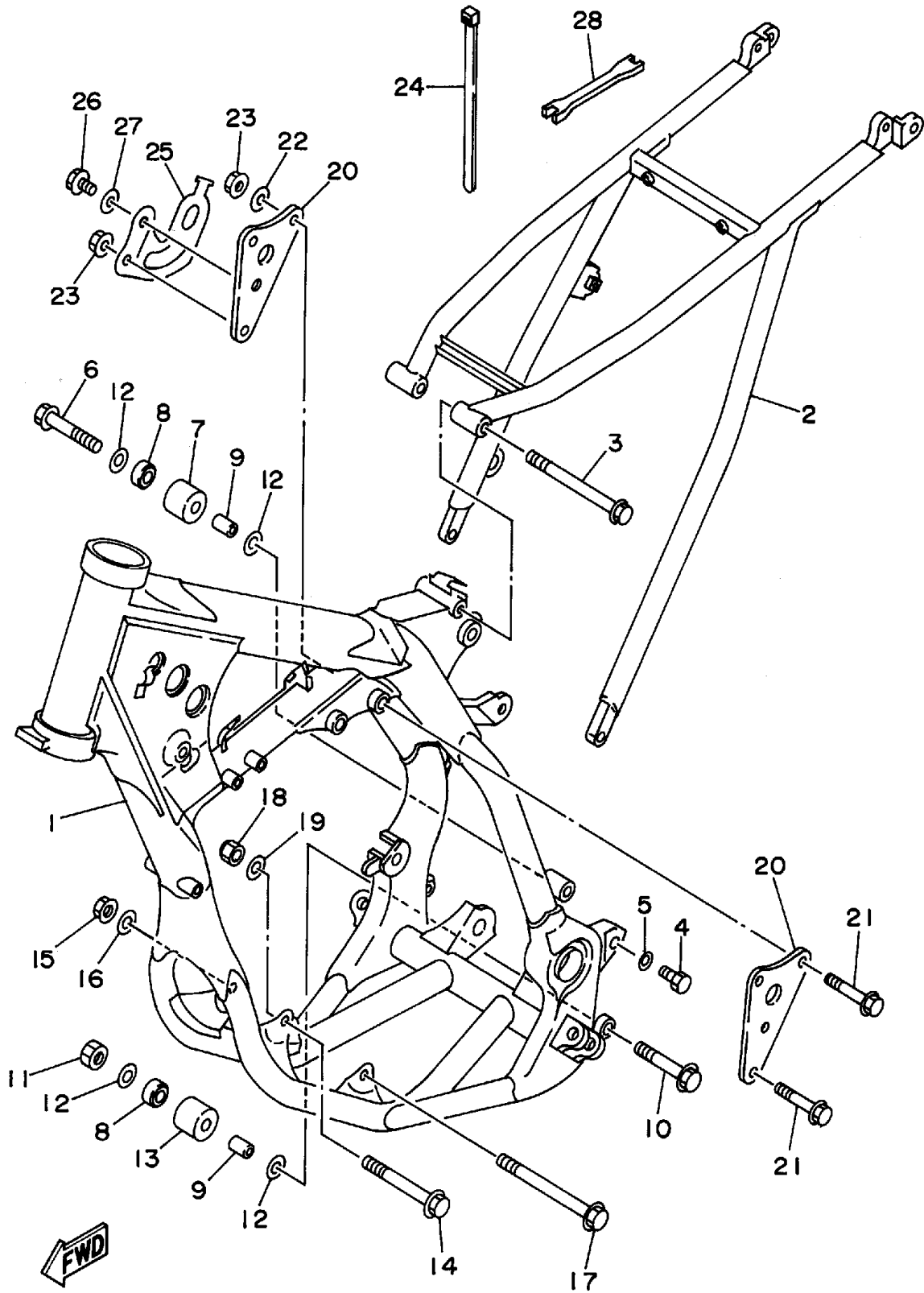


Ref. No.	Part Number	Description	Qty	Remarks
1	4JY-18101-00-00	SHIFT SHAFT ASSEMBLY	1	
2	3XJ-18122-00-00	LEVER, SHIFT 2	1	
3	90508-295A7-00	SPRING, TORSION	1	
4	90560-12280-00	SPACER	1	
5	1LX-18110-02-00	SHIFT PEDAL ASSEMBLY	1	
6	97011-06025-00	BOLT (97001-06025)	1	
7	93109-12012-00	OIL SEAL	1	
8	3XJ-18173-00-00	PIN, SHIFT	1	
9	3XJ-18178-00-00	ROLLER, SHIFT LEVER	1	
10	3XJ-18182-00-00	PAWL, SHIFTER	2	
11	90501-052G5-00	SPRING, COMPRESSION	2	
12	3XJ-18184-00-00	PIN, PAWL	2	
13	4JY-18172-00-00	GUIDE, SHIFT	1	
14	90101-06664-00	BOLT	2	
15	4EW-18185-00-00	SEGMENT	1	



4JY1100-4150

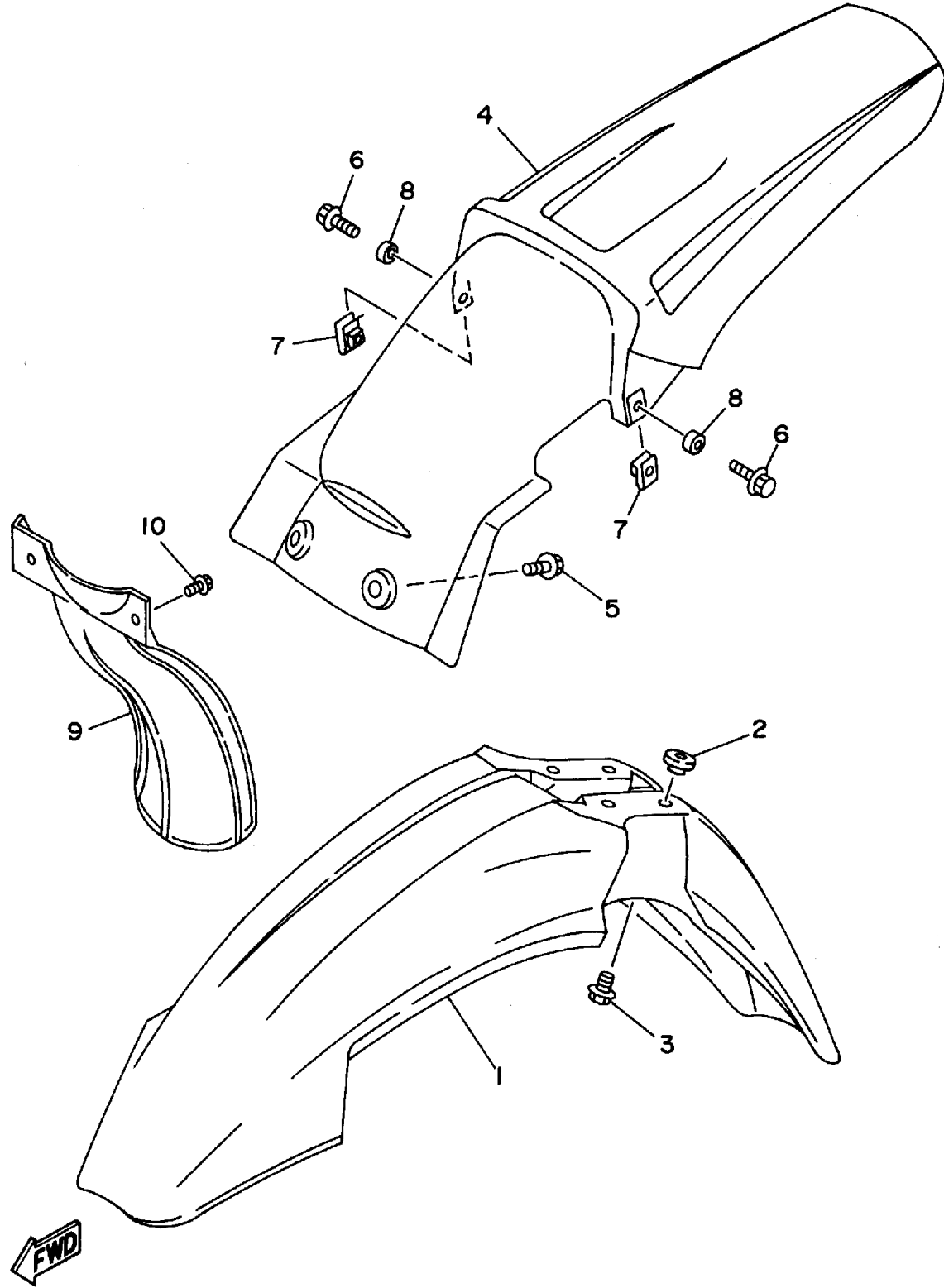
# FRAME



4JY1100-4160

Ref. No.	Part Number	Description	Qty	Remarks
1	4JY-21101-00-P0	FRONT FRAME COMP. ....	1	DEEP VIOLET SOLID 1
2	4JY-21190-00-P0	REAR FRAME COMP. ....	1	DEEP VIOLET SOLID 1
3	90105-08120-00	BOLT, WASHER BASED .....	1	
4	90106-08051-00	BOLT .....	2	
5	90201-080E2-00	WASHER, PLATE .....	2	
6	95024-08040-00	BOLT, FLANGE .....	1	
7	4EW-22178-00-00	TENSIONER .....	1	
8	93300-60804-00	BEARING .....	2	
9	90387-086N4-00	COLLAR .....	2	
10	95021-08065-00	BOLT, FLANGE .....	1	
11	95311-08700-00	NUT .....	1	
12	90201-086P8-00	WASHER, PLATE .....	4	
13	3JD-22178-10-00	TENSIONER .....	1	
14	95811-08090-00	BOLT, FLANGE (95822-08090) .	1	
15	95611-08100-00	NUT, U .....	1	
16	90201-08326-00	WASHER, PLATE .....	1	
17	90105-10733-00	BOLT, WASHER BASED .....	1	
18	95611-10100-00	NUT, U .....	1	
19	90201-101J1-00	WASHER, PLATE .....	1	
20	4JY-21425-00-00	BRACKET, REAR UPPER 1 ...	2	
21	95811-08050-00	BOLT, FLANGE (95812-08050) .	3	
22	90201-08730-00	WASHER, PLATE .....	2	
23	95617-08200-00	NUT, SELF-LOCKING (95607-08200-00) .....	3	
24	12R-82591-00-00	BAND .....	1	
25	4JY-21274-00-00	BRACKET, C.D.I. UNIT .....	1	
26	90105-06452-00	BOLT, WASHER BASED .....	1	
27	90201-067J4-00	WASHER, PLATE .....	1	
28	56A-28166-00-00	WRENCH, HEXAGON .....	1	

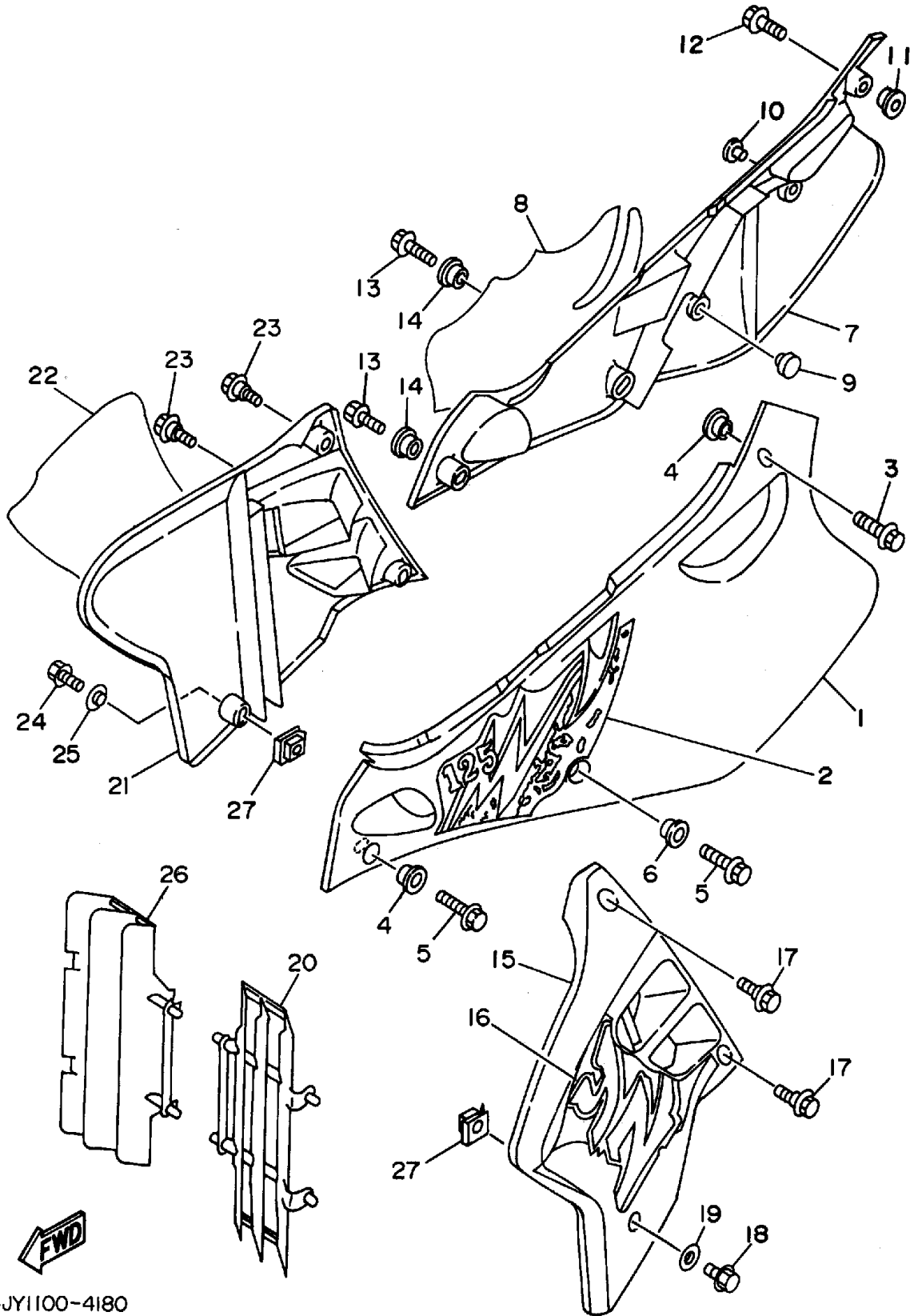
# FENDER



Ref. No.	Part Number	Description	Qty	Remarks
1	4DA-21511-00-00	FENDER, FRONT .....	1	
2	3JD-21748-00-00	COLLAR .....	4	
3	90119-06063-00	BOLT, WITH WASHER .....	4	
4	4EW-21611-00-00	FENDER, REAR .....	1	
5	90119-06185-00	BOLT, WITH WASHER .....	2	
6	95024-06016-00	BOLT, FLANGE .....	2	
7	90183-06023-00	NUT, SPRING .....	2	
8	90387-0701A-00	COLLAR .....	2	
9	39X-21642-00-00	GUARD, FLAP .....	1	
10	90119-06185-00	BOLT, WITH WASHER .....	2	

4JY1100-4170

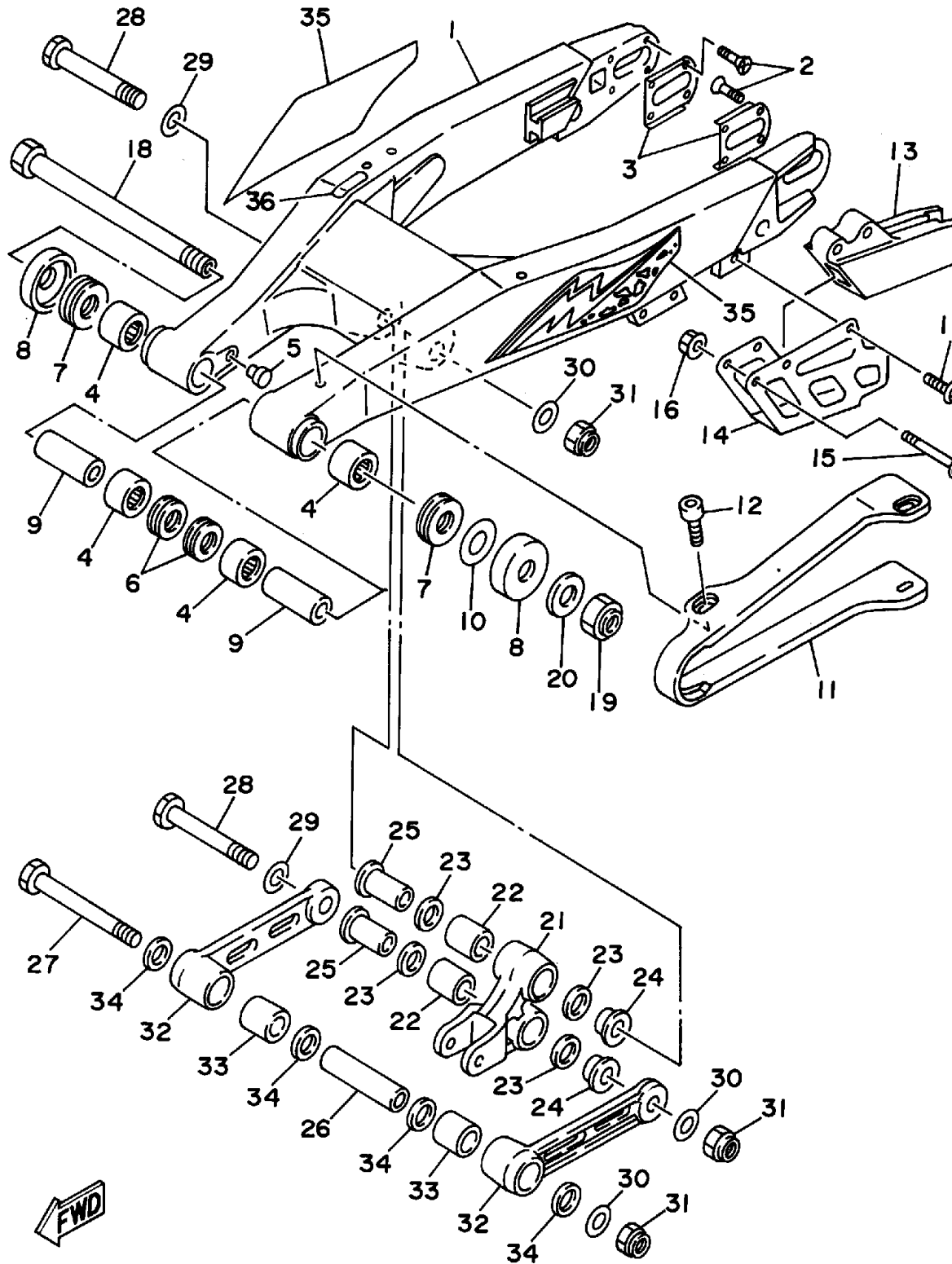
# SIDE COVER



Ref. No.	Part Number	Description	Qty	Remarks
1	4EW-21711-00-00	COVER, SIDE 1	1	
2	4JY-2173E-00-00	GRAPHIC 1	1	
3	90119-06225-00	BOLT, WITH WASHER	1	
4	90387-0600F-00	COLLAR	2	
5	95023-06012-00	BOLT, FLANGE	2	
6	90387-0600F-00	COLLAR	1	
7	4EW-21721-00-00	COVER, SIDE 2	1	
8	4JY-2173F-00-00	GRAPHIC 2	1	
9	22W-24181-00-00	DAMPER, LOCATING 1	1	
10	90338-10132-00	PLUG	1	
11	90387-0600F-00	COLLAR	1	
12	90119-06225-00	BOLT, WITH WASHER	1	
13	95023-06012-00	BOLT, FLANGE	2	
14	90387-0600F-00	COLLAR	2	
15	4EW-21731-00-00	COVER, SIDE 3	1	
16	4JX-2174G-00-00	GRAPHIC 3	1	
17	90109-067F4-00	BOLT	2	
18	95027-06014-00	BOLT, FLANGE	1	
19	90387-0603J-00	COLLAR	1	
20	4EW-2172A-00-00	PANEL 1	1	
21	4EW-21741-00-00	COVER, SIDE 4	1	
22	4JX-2174H-00-00	GRAPHIC 4	1	
23	90109-067F4-00	BOLT	2	
24	95027-06014-00	BOLT, FLANGE	1	
25	90387-0603J-00	COLLAR	1	
26	4EW-2172A-00-00	PANEL 1	1	
27	90183-06069-00	NUT, SPRING	2	

4JY1100-4180

# REAR ARM

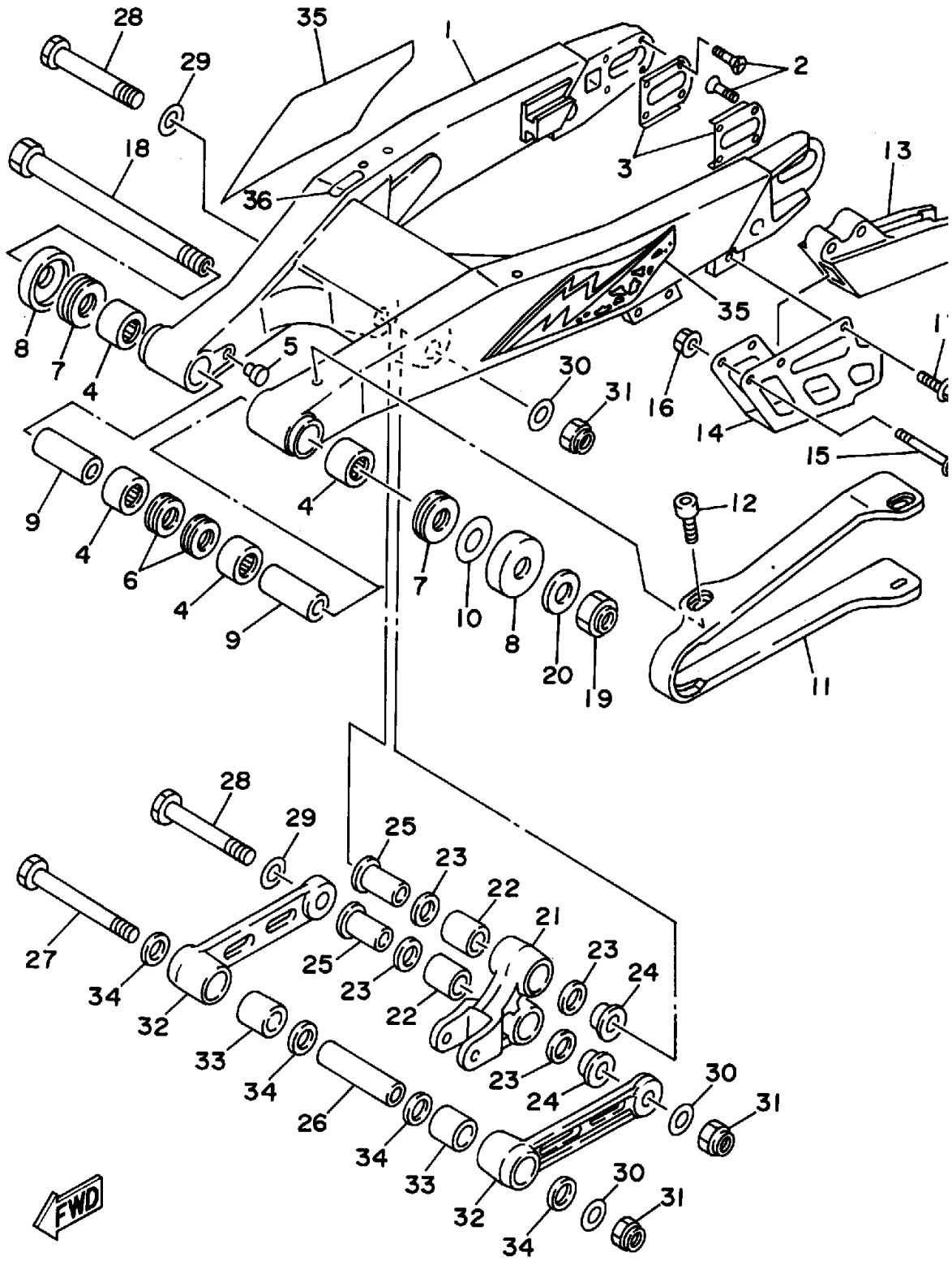


Ref. No.	Part Number	Description	Qty	Remarks
1	4EW-22110-02-00	REAR ARM COMP. ....	1	
2	90151-04048-00	SCREW, COUNTERSUNK ....	8	
3	4JX-22355-01-00	PATCH A .....	2	
4	93317-22262-00	BEARING .....	4	
5	90338-10150-00	PLUG .....	2	
6	93106-22019-00	OIL SEAL (DC 22-28-8) .....	2	
7	93342-22215-00	BEARING .....	2	
8	4EW-22129-00-00	COVER, THRUST 2 .....	2	
9	90380-16158-00	BUSH, SOLID .....	2	
10	240-22127-00-00	SHIM .....	1	UN
11	4EW-22151-01-00	SEAL, GUARD .....	1	
12	90110-05201-00	BOLT, HEXAGON SOCKET HEAD .....	4	
13	4EW-22199-01-00	SUPPORT, CHAIN .....	1	
14	4EW-22128-00-00	COVER, THRUST 1 .....	1	
15	95021-06045-00	BOLT, FLANGE .....	2	
16	90179-06568-00	NUT .....	2	
17	95023-06010-00	BOLT, FLANGE .....	1	
18	1LX-22141-00-00	SHAFT, PIVOT .....	1	
19	90185-16127-00	NUT, SELF-LOCKING .....	1	
20	90201-164H4-00	WASHER, PLATE .....	1	
21	4EW-2217A-00-00	ARM, RELAY .....	1	
22	93315-22046-00	BEARING .....	2	
23	93109-20029-00	OIL SEAL, SDO-TYPE .....	4	
24	90387-164N2-00	COLLAR .....	2	
25	90387-164N3-00	COLLAR .....	2	
26	90387-167Y9-00	COLLAR .....	1	
27	90109-147F2-00	BOLT .....	1	
28	90109-142F4-00	BOLT .....	2	

CONTINUED ON NEXT FRAME ►

4JX1100-4190

# REAR ARM

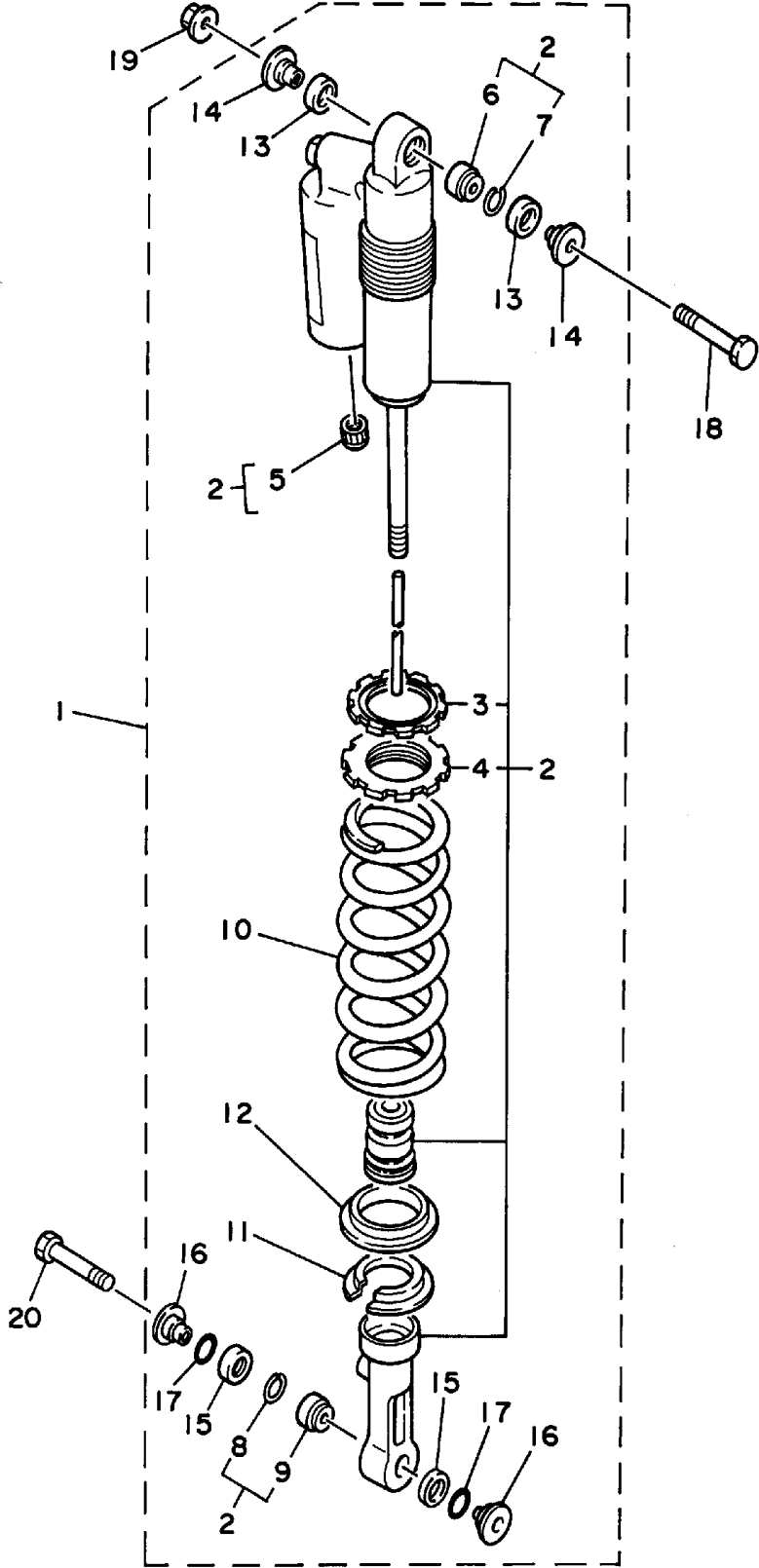


Ref. No.	Part Number	Description	Qty	Remarks
29	90201-164H4-00	WASHER, PLATE	2	
30	90201-14740-00	WASHER, PLATE	3	
31	90185-14070-00	NUT, SELF-LOCKING	3	
32	4EW-2217F-00-00	ROD, CONNECTING 1	2	
33	93315-22046-00	BEARING	2	
34	93109-20029-00	OIL SEAL, SDO-TYPE	4	
35	4JX-22180-01-00	EMBLEM	1	
36	46X-21269-00-00	SEAL	1	

4JX1100-4190



# REAR SUSPENSION

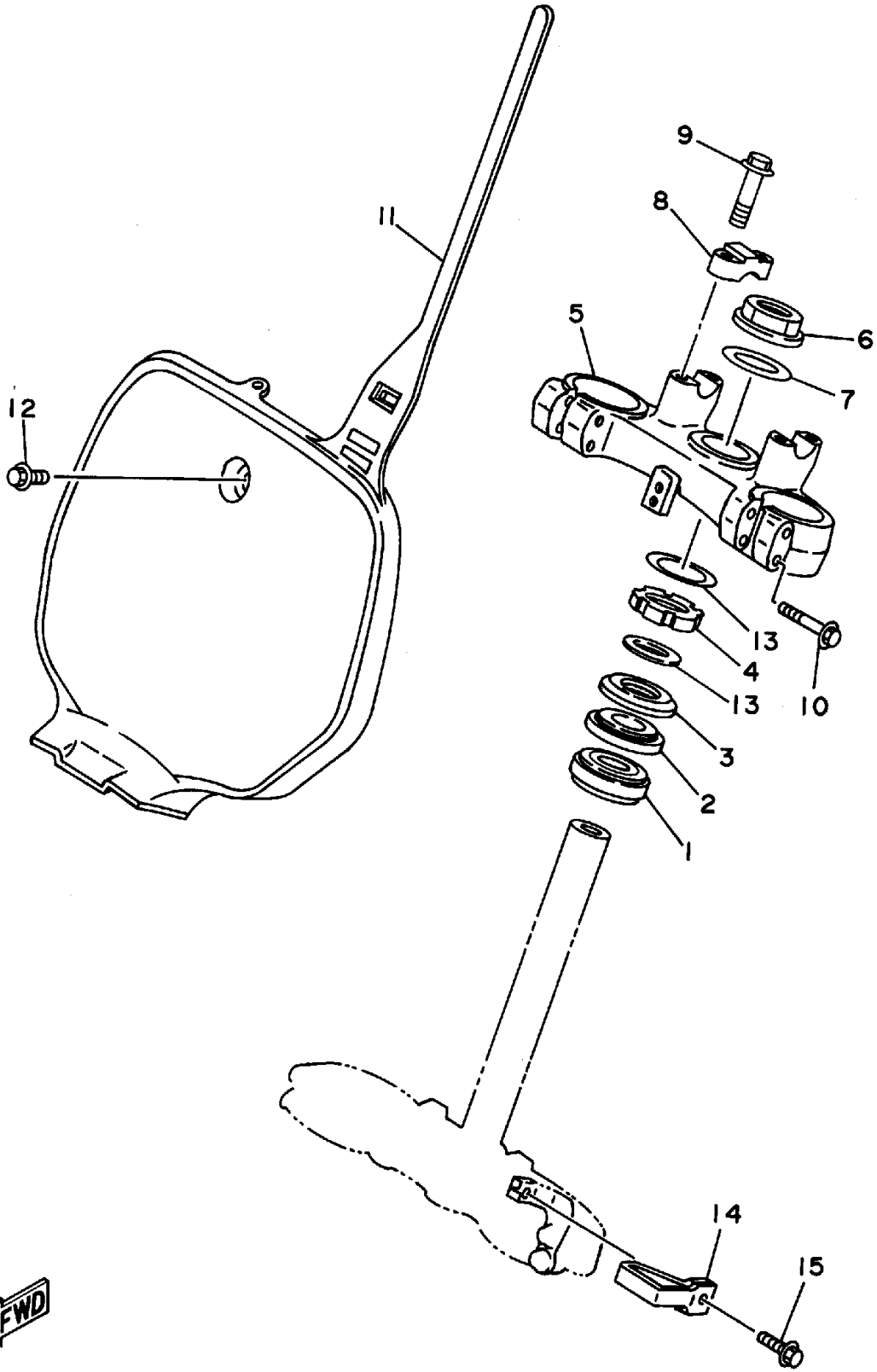


Ref. No.	Part Number	Description	Qty	Remarks
1	4JY-22210-10-00	SHOCK ABSORBER ASSEMBLY, REAR	1	UR
2	4JY-22201-10-00	. DAMPER SUB ASSEMBLY	1	UR
3	3SP-22234-00-00	.. GUIDE, SPRING 3	1	
4	3SP-22213-00-00	.. SEAT, SPRING UPPER	1	
5	24M-23184-00-00	.. CAP, AIR VALVE	1	
6	3JD-22216-00-00	.. BUSH, REAR SHOCK ABSORBER	1	
7	43M-22274-00-00	.. RING, STOP	1	
8	3Y6-23183-00-00	.. CIRCLIP	1	
9	4JX-22226-00-00	.. BUSH, SHOCK ABSORBER LOWER	1	
10	4JX-22212-30-00	. SPRING (K=4.8)	1	
11	3JD-22214-00-00	. GUIDE, SPRING 1	1	
12	3JD-22224-00-00	. GUIDE, SPRING 2	1	
13	3JD-22475-00-00	. SEAL, DUST	2	
14	3XJ-22253-00-00	. COLLAR, DISTANCE	2	
15	3JE-22475-00-00	. SEAL, DUST	2	
16	4EW-22253-00-00	. COLLAR, DISTANCE	2	
17	4EW-22474-00-00	. SEAL, RING	2	
18	3SP-22241-00-00	BOLT 1	1	
19	95611-10200-00	NUT, SELF-LOCKING	1	
20	90105-10614-00	BOLT, WASHER BASED	1	

4JX1100-4200

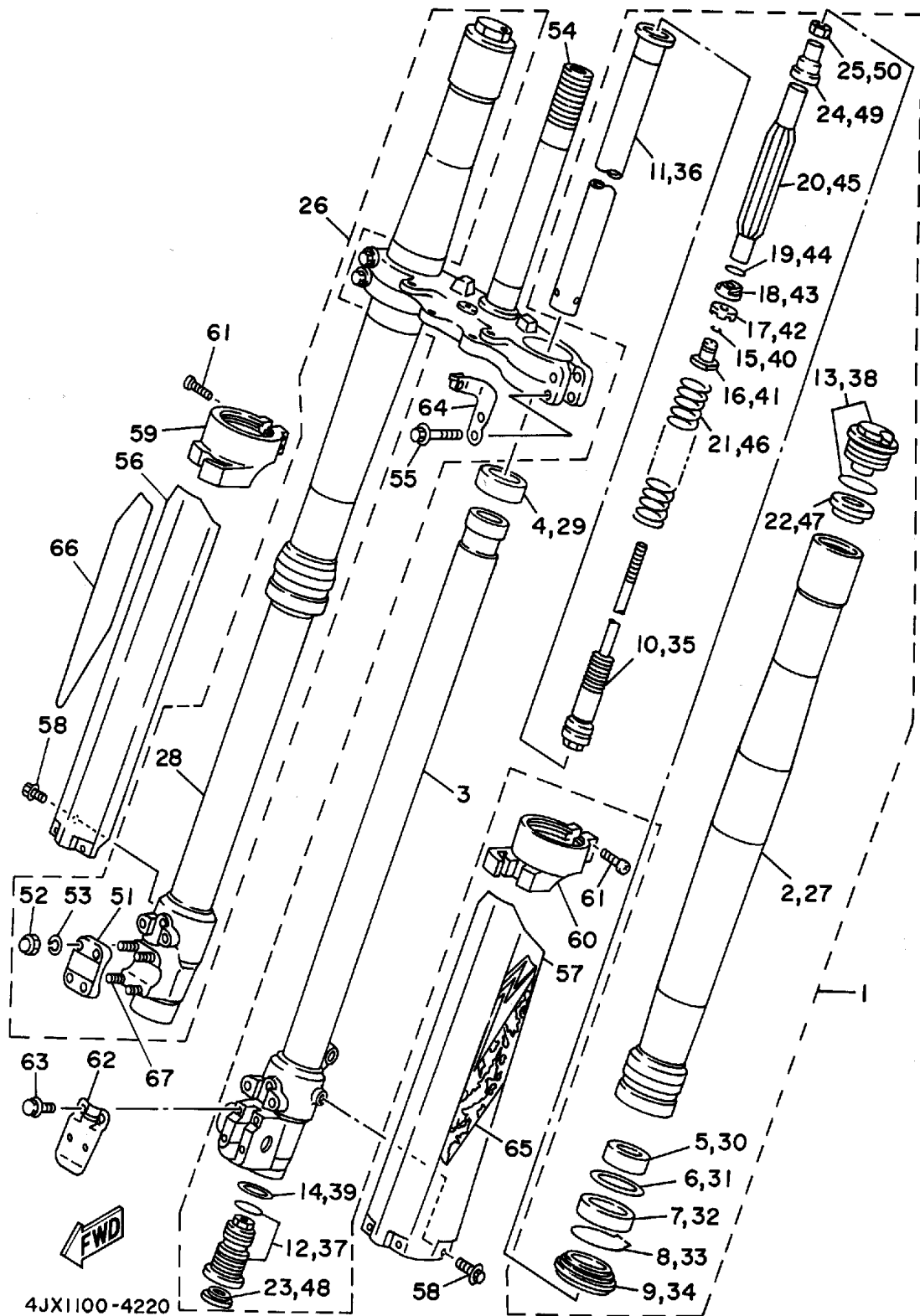
# STEERING

Ref. No.	Part Number	Description	Qty	Remarks
1	93332-00078-00	BEARING (93332-00068-00)	1	
2	93332-00068-00	BEARING	1	
3	4EW-23416-00-00	COVER, BALL RACE 2	1	
4	90179-28650-00	NUT	1	
5	4JX-23435-00-00	CROWN, HANDLE	1	
6	90170-24373-00	NUT	1	
7	90201-247L2-00	WASHER, PLATE	1	
8	3SP-23441-00-00	HOLDER, HANDLE UPPER	2	
9	95023-08035-00	BOLT, FLANGE	4	
10	95024-08040-00	BOLT, FLANGE	4	
11	4DA-23485-01-00	PLATE, NUMBER	1	
12	90119-06185-00	BOLT, WITH WASHER	1	
13	90201-286K9-00	WASHER, PLATE	2	
14	4DA-23389-00-00	GUIDE, CABLE	1	
15	90105-05361-00	BOLT, WASHER BASED	1	



4JX1100-4210

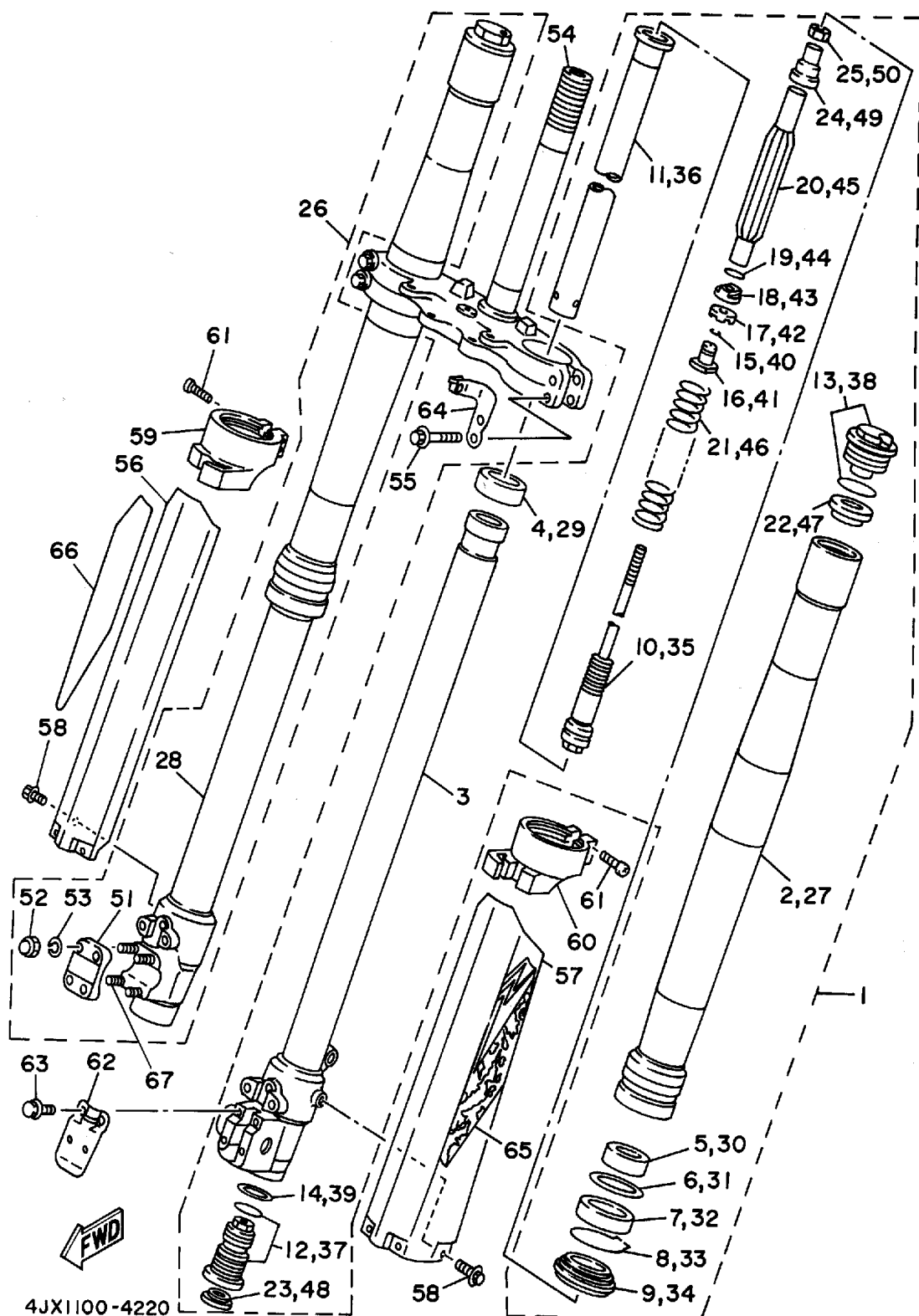
# FRONT FORK



Ref. No.	Part Number	Description	Qty	Remarks
1	4JY-23102-L0-00	FRONT FORK ASSEMBLY (L.H)	1	UR
2	4JX-23136-L0-00	. TUBE, OUTER (RIGHT) . . . . .	1	
3	4EW-23120-L0-00	. INNER TUBE COMP 2 . . . . .	1	
4	3XJ-23171-L0-00	. PISTON, FRONT FORK . . . . .	1	
5	4EW-23125-L0-00	. METAL, SLIDE 1 . . . . .	1	
6	4V4-23146-L0-00	. WASHER, OIL SEAL . . . . .	1	
7	3XJ-23145-L0-00	. OIL SEAL . . . . .	1	
8	4V4-23153-L0-00	. RING, SNAP . . . . .	1	
9	4DA-23144-L0-00	. SEAL, DUST . . . . .	1	
10	4JX-2314A-L0-00	. PISTON ROD ASSEMBLY . . . . .	1	UR
11	4JX-23170-L0-00	. CYLINDER COMP., FRONT FORK . . . . .	1	
12	4JY-2316A-L0-00	. VALVE COMP. . . . .	1	UR
13	4EW-23111-L0-00	. BOLT, CAP . . . . .	1	
14	3JD-23158-L0-00	. GASKET . . . . .	1	
15	3SP-23153-L0-00	. RING, SNAP . . . . .	2	
16	3SP-23113-L0-00	. COLLAR . . . . .	1	
17	3SP-23166-L0-00	. SPACER, OIL LOCK . . . . .	1	
18	3SP-23393-L0-00	. NUT, SPECIAL . . . . .	1	
19	3JD-23147-L0-00	. O-RING . . . . .	1	
20	4JX-23142-L0-00	. SEAT, SPRING UPPER . . . . .	1	
21	3XK-23141-L0-00	. SPRING, FRONT FORK (K=0.390) (3XJ-23141-40-00) . . . . .	1	
22	3XJ-23143-L0-00	. SEAT, SPRING LOWER . . . . .	1	
23	3JD-2312G-L0-00	. PLUG . . . . .	1	
24	4JX-23363-L0-00	. COLLAR 1 . . . . .	1	
25	3SP-23357-L0-00	. NUT . . . . .	1	
26	4JY-23103-L0-00	FRONT FORK ASSEMBLY (R.H)	1	UR
27	4JX-23136-L0-00	. TUBE, OUTER (RIGHT) . . . . .	1	

CONTINUED ON NEXT FRAME ►

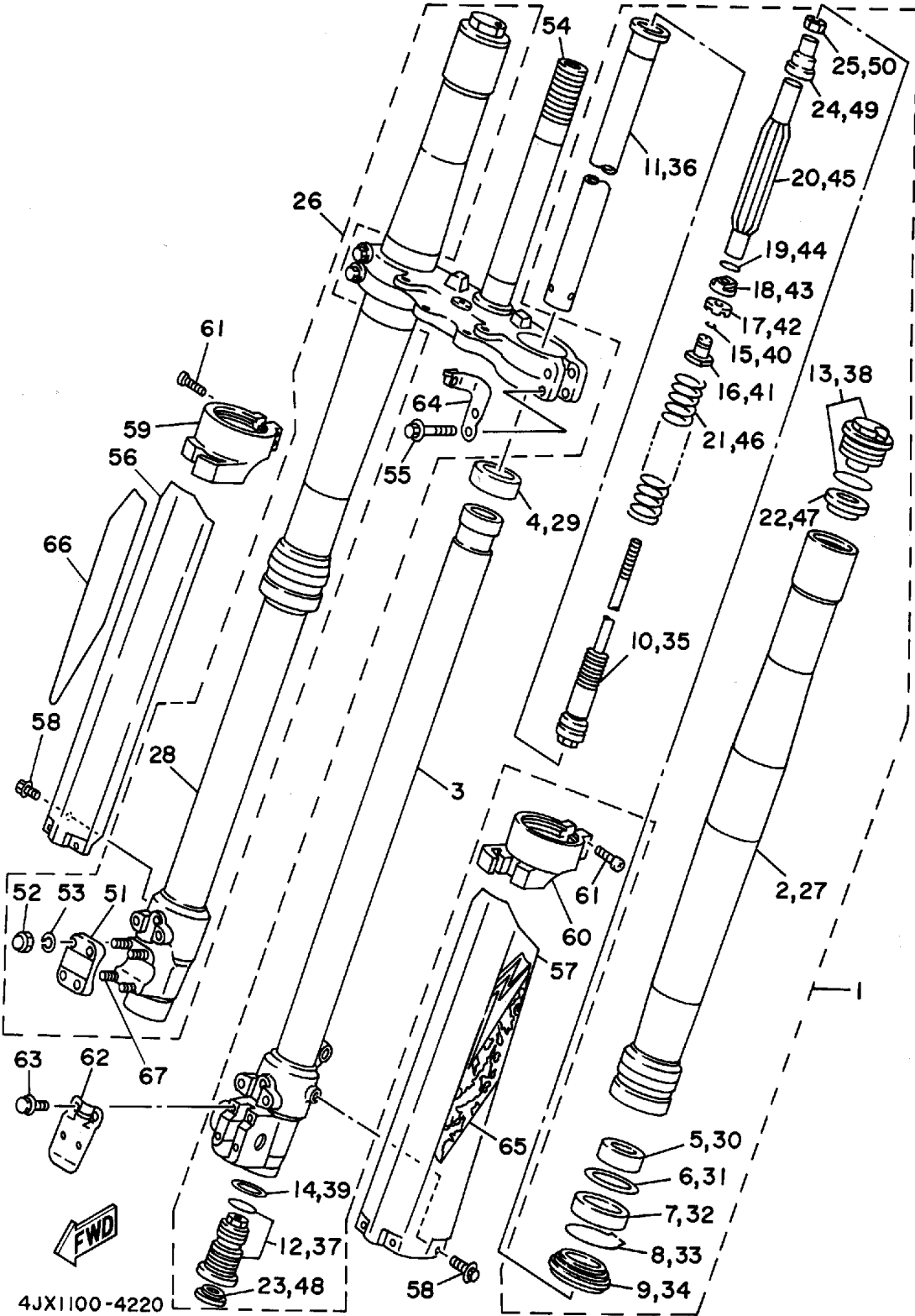
# FRONT FORK



Ref. No.	Part Number	Description	Qty	Remarks
28	4EW-23110-L0-00	. INNER TUBE COMP 1	1	
29	3XJ-23171-L0-00	. PISTON, FRONT FORK	1	
30	4EW-23125-L0-00	. METAL, SLIDE 1	1	
31	4V4-23146-L0-00	. WASHER, OIL SEAL	1	
32	3XJ-23145-L0-00	. OIL SEAL	1	
33	4V4-23153-L0-00	. RING, SNAP	1	
34	4DA-23144-L0-00	. SEAL, DUST	1	
35	4JX-2314A-L0-00	. PISTON ROD ASSEMBLY	1	UR
36	4JX-23170-L0-00	. CYLINDER COMP., FRONT FORK	1	
37	4JY-2316A-L0-00	. VALVE COMP.	1	UR
38	4EW-23111-L0-00	. BOLT, CAP	1	
39	3JD-23158-L0-00	. GASKET	1	
40	3SP-23153-L0-00	. RING, SNAP	2	
41	3SP-23113-L0-00	. COLLAR	1	
42	3SP-23166-L0-00	. SPACER, OIL LOCK	1	
43	3SP-23393-L0-00	. NUT, SPECIAL	1	
44	3JD-23147-L0-00	. O-RING	1	
45	4JX-23142-L0-00	. SEAT, SPRING UPPER	1	
46	3XK-23141-L0-00	. SPRING, FRONT FORK (K=0.390) (3XJ-23141-40-00)	1	
47	3XJ-23143-L0-00	. SEAT, SPRING LOWER	1	
48	3JD-2312G-L0-00	. PLUG	1	
49	4JX-23363-L0-00	. COLLAR 1	1	
50	3SP-23357-L0-00	. NUT	1	
51	4EW-23167-L0-00	. HOLDER, AXLE	1	
52	5Y3-23393-00-00	. NUT, SPECIAL	4	
53	92901-06600-00	. WASHER	4	
54	4JY-23340-L0-00	UNDER BRACKET COMP.	1	

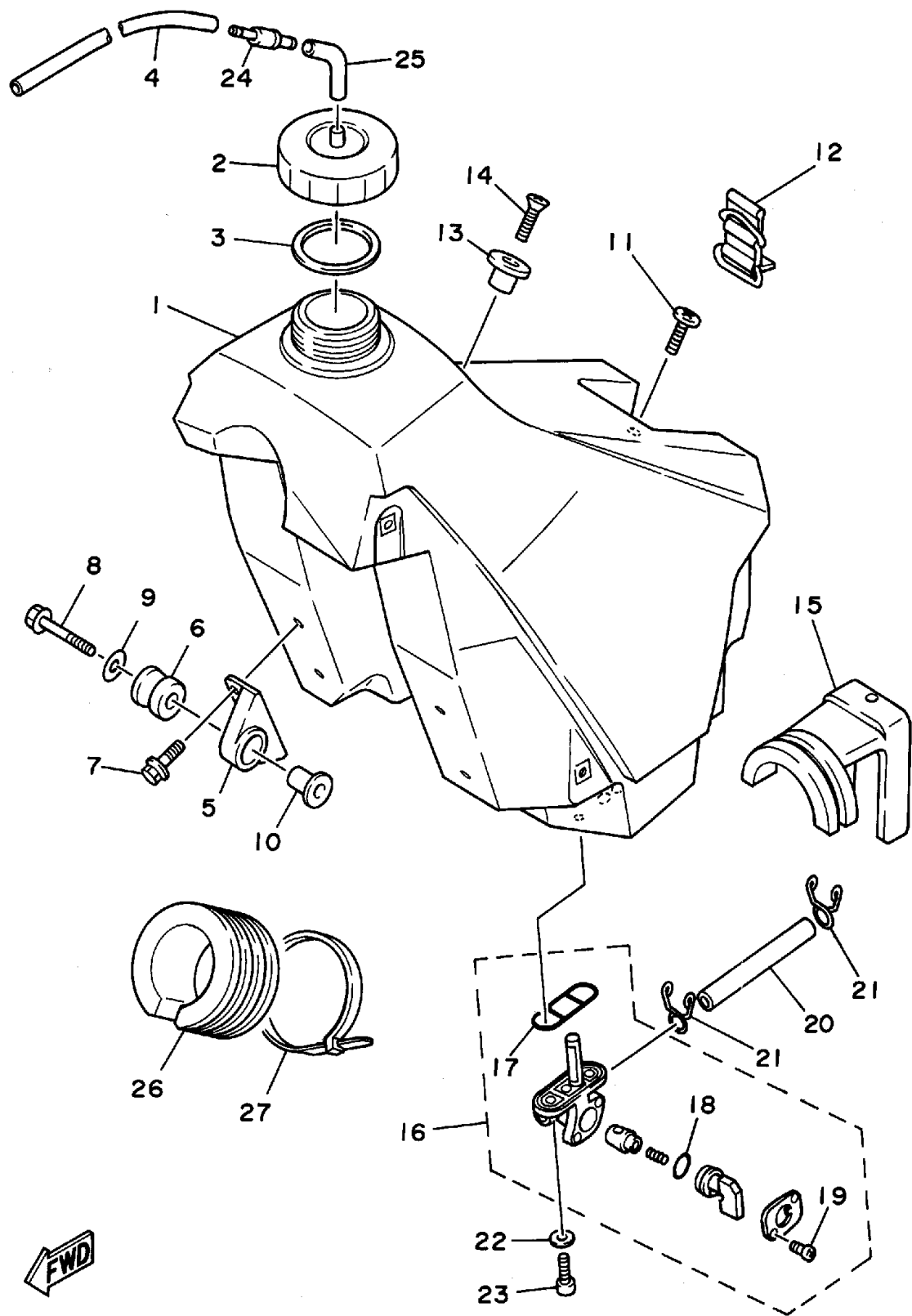
CONTINUED ON NEXT FRAME ►

# FRONT FORK



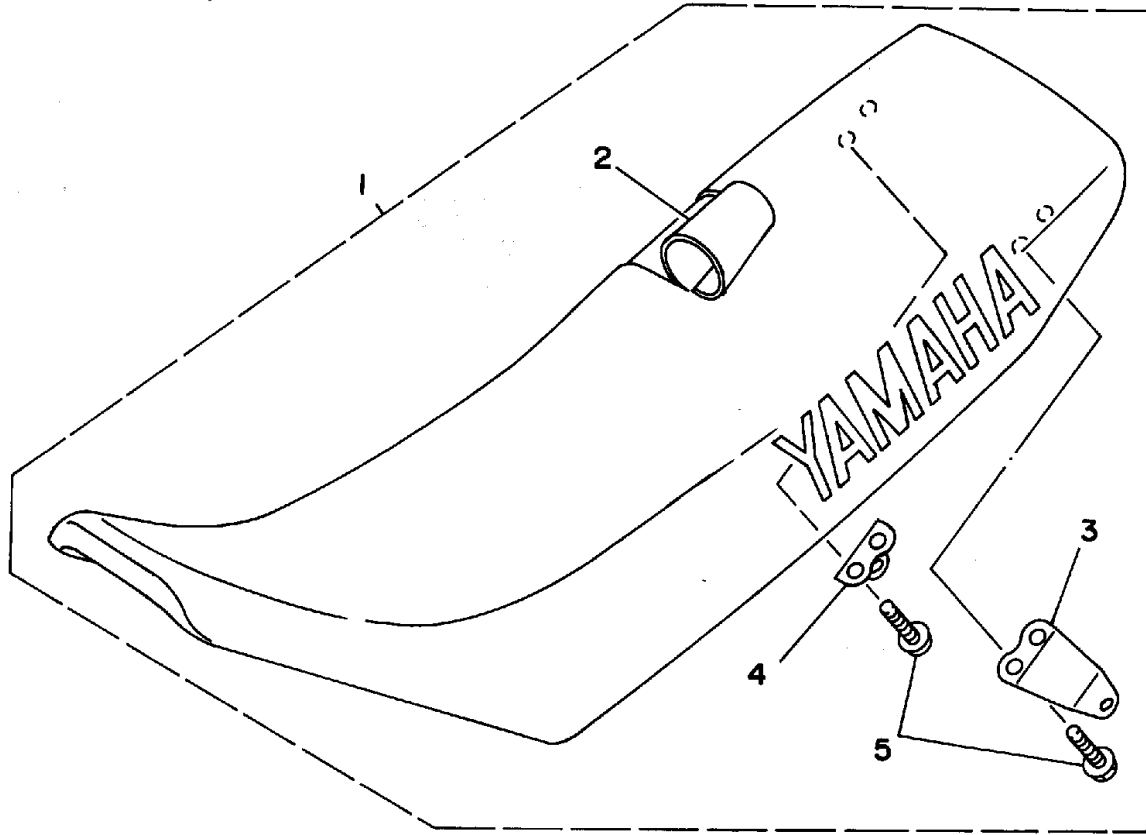
Ref. No.	Part Number	Description	Qty	Remarks
55	95024-08040-00	BOLT, FLANGE	4	
56	4DA-2314J-L0-00	PROTECTOR COMP., 2	1	
57	4DA-2314H-L1-00	PROTECTOR COMP., 1	1	
58	3SP-23356-L0-00	BOLT 2	6	
59	4DA-2314G-L0-00	PROTECTOR GUIDE COMP., 2	1	
60	4DA-2314F-L0-00	PROTECTOR GUIDE COMP., 1	1	
61	4V4-23194-L0-00	SCREW, BOOT BAND	4	
62	4EW-2314E-L0-00	COVER, HOSE	1	
63	4DA-23346-L0-00	BOLT 1	4	
64	4EW-2331E-L0-00	GUIDE, CABLE	1	
65	4JX-2313B-00-00	EMBLE 1	1	
66	4JX-2313C-00-00	EMBLE 2	1	
67	3XP-23128-00-00	STUD	4	

# FUEL TANK



Ref. No.	Part Number	Description	Qty	Remarks
1	4EW-24110-00-00	FUEL TANK COMP. ....	1	
2	5X7-24611-01-00	BODY, CAP .....	1	
3	5X7-24612-00-00	GASKET, CAP .....	1	
4	90445-09100-00	HOSE .....	1	
5	24X-24144-00-00	HOLDER, DAMPER .....	2	
6	90480-18549-00	GROMMET .....	2	
7	95024-06016-00	BOLT, FLANGE .....	4	
8	95023-06035-00	BOLT, FLANGE .....	2	
9	90201-06697-00	WASHER, PLATE .....	2	
10	3JD-24186-00-00	WASHER, SPECIAL .....	2	
11	98980-06020-00	SCREW, BIND .....	1	
12	3SP-24173-00-00	BAND, TANK FITTING 1 .....	1	
13	4EW-2412F-00-00	BRACKET, SEAT .....	1	
14	98701-06025-00	SCREW, FLAT HEAD .....	1	
15	4EW-24181-00-00	DAMPER, LOCATING 1 .....	1	
16	3JD-24500-01-00	FUEL COCK ASSEMBLY 1 ...	1	
17	4X8-24512-00-00	. O-RING .....	1	
18	3AJ-24534-00-00	. SEAL, COCK .....	1	
19	98580-03008-00	. SCREW, PAN HEAD .....	2	
20	90445-114H6-00	HOSE .....	1	
21	90467-10008-00	CLIP .....	2	
22	90202-05187-00	WASHER, PLATE .....	2	
23	90149-06011-00	SCREW .....	2	
24	3XJ-24380-00-00	PIPE JOINT ASSEMBLY .....	1	
25	90445-09058-00	HOSE .....	1	
26	4EW-24182-00-00	DAMPER, LOCATING 2 .....	1	
27	90464-14117-00	CLAMP .....	1	

4EW1100-3230



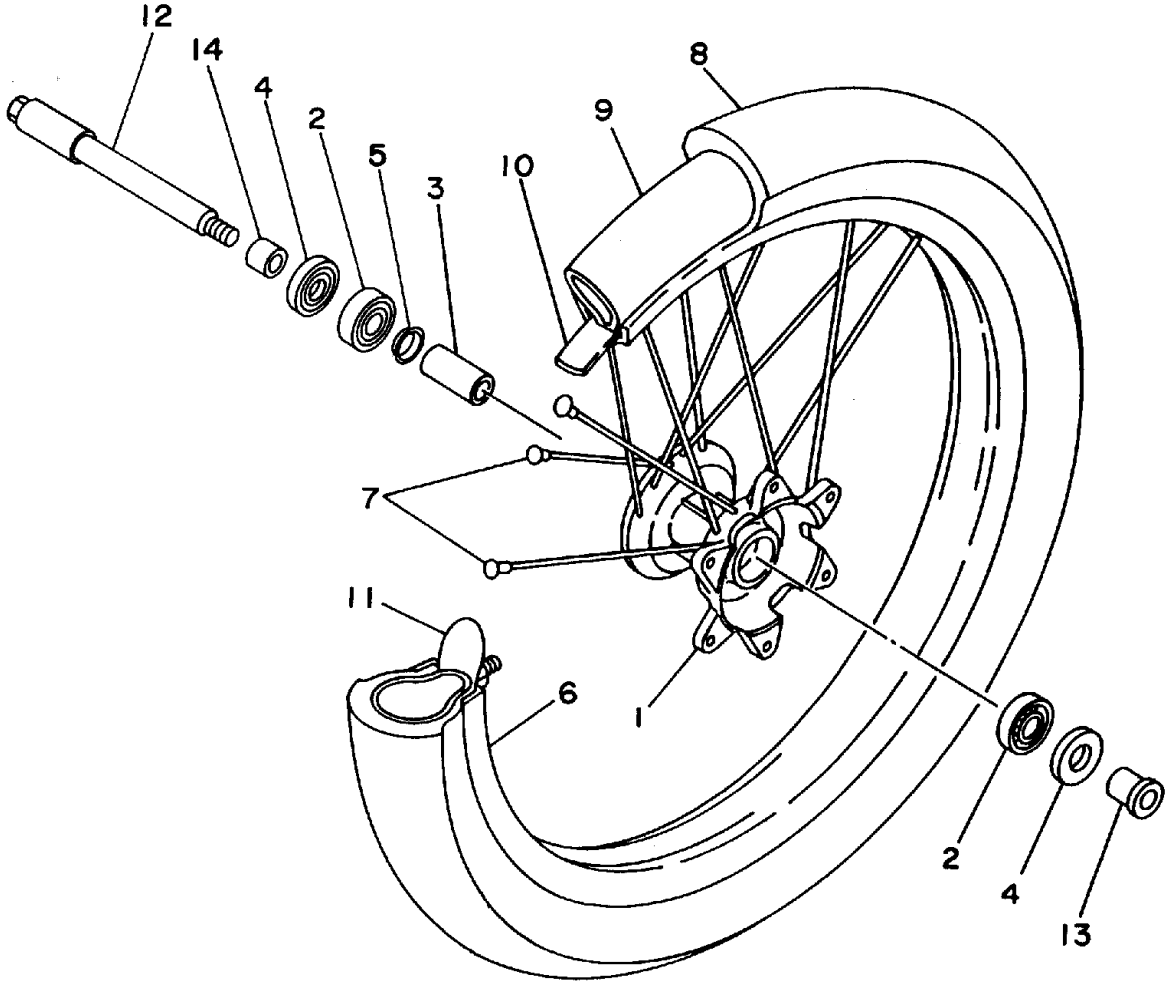
# SEAT

Ref. No.	Part Number	Description	Qty	Remarks
1	4JX-24770-00-00	SEMI-DOUBLE SEAT ASSEMBLY .....	1	
2	4JX-24731-00-00	. COVER, SEAT .....	1	
3	4EW-24728-00-00	. BRACKET, SEAT .....	1	
4	4EW-24738-00-00	. BRACKET, SEAT .....	1	
5	95024-06016-00	. BOLT, FLANGE .....	4	



4EW1100-324 1

# FRONT WHEEL



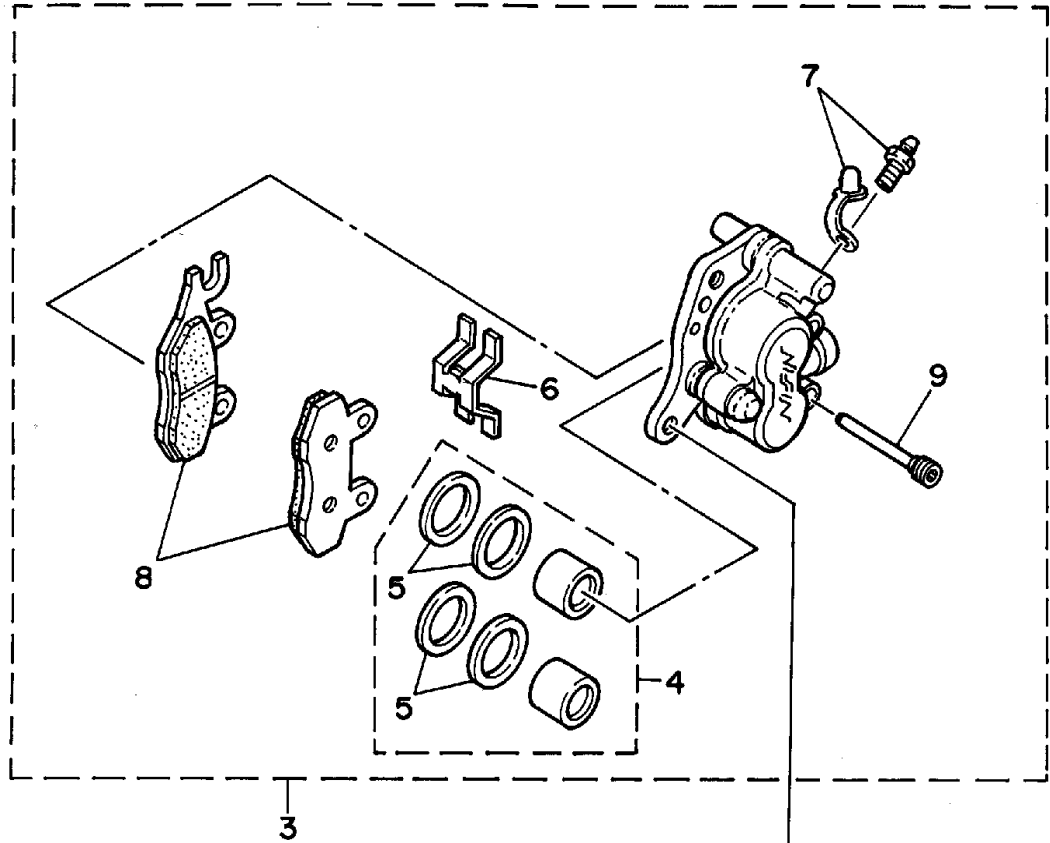
Ref. No.	Part Number	Description	Qty	Remarks
1	4EW-25111-00-00	HUB, FRONT	1	
2	93306-00316-00	BEARING	2	
3	90560-17379-00	SPACER	1	
4	93106-22032-00	OIL SEAL	2	
5	146-25116-00-00	FLANGE, SPACER 2	1	
6	94416-21509-00	RIM (1.60-21)	1	
7	4DA-25104-00-00	SPOKE SET, FRONT	1	
8	94108-217X2-00	TIRE (80/100-21 K490)	1	UR DUNLOP
9	94227-21123-00	TUBE (2.75-21)	1	BRIDGESTONE
10	94307-21145-00	BAND, RIM (70-80/100-21)	1	DUNLOP
11	5X2-25394-00-00	SPACER, BEAD	1	
12	4DA-25181-00-00	AXLE, WHEEL	1	
13	90387-173Y0-00	COLLAR	1	
14	90387-172Y9-00	COLLAR	1	



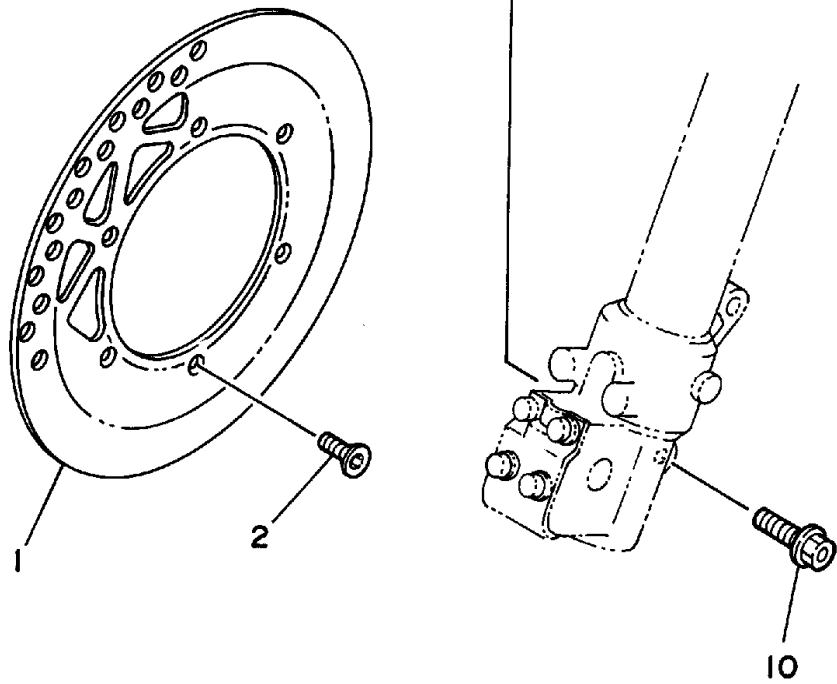
4EW1100-3250



# FRONT BRAKE CALIPER

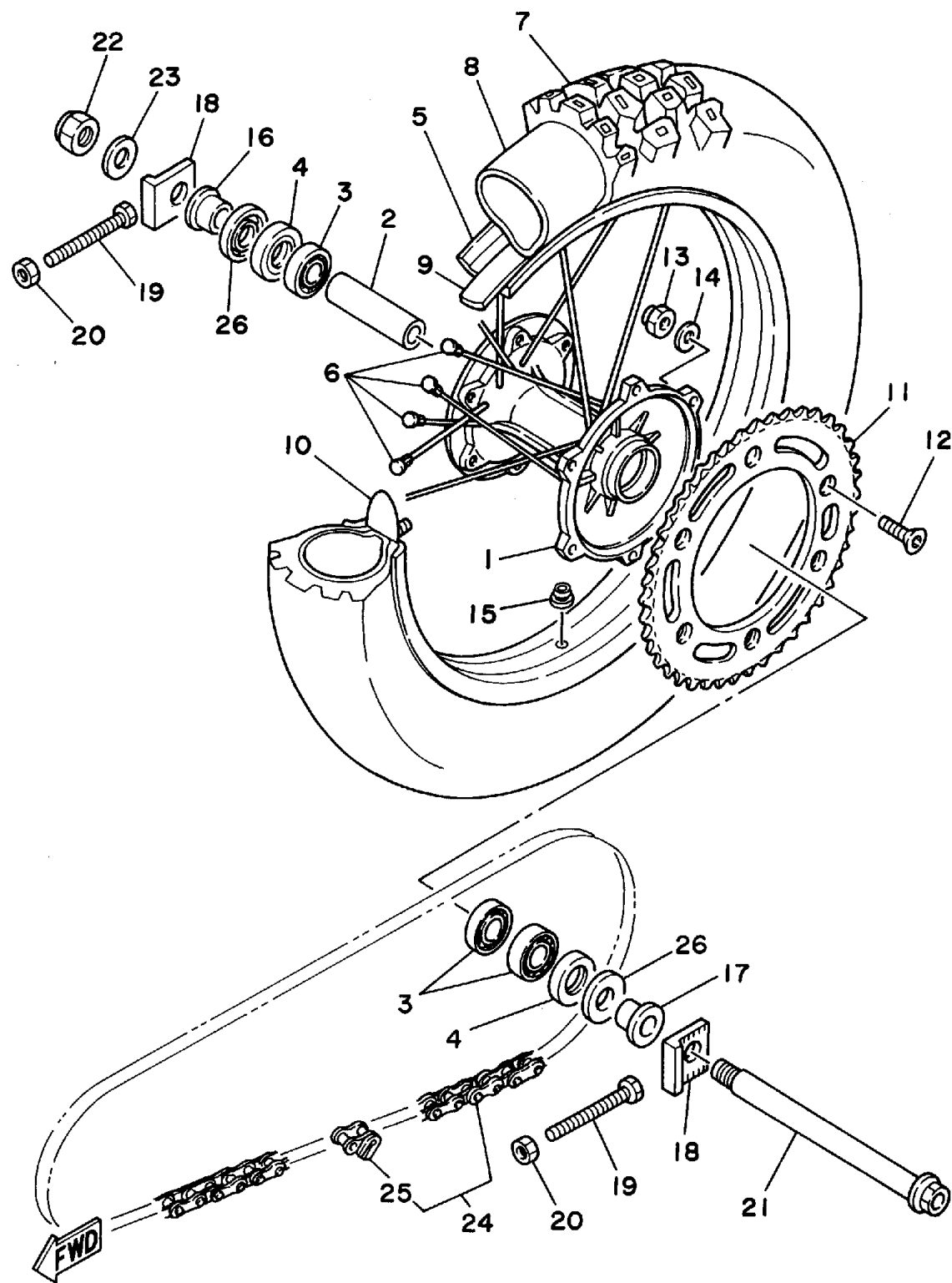


Ref. No.	Part Number	Description	Qty	Remarks
1	4JX-2582T-00-00	DISC, BRAKE .....	1	
2	90149-06272-00	SCREW .....	6	
3	4EW-2580T-01-00	CALIPER ASSEMBLY (LEFT) ..	1	
4	4EW-W0057-00-00	. PISTON ASSEMBLY, CALIPER	1	
5	3JD-W0047-00-00	.. CALIPER SEAL KIT .....	1	
6	3SP-25919-00-00	. SUPPORT, PAD .....	1	
7	36Y-W0048-00-00	. BLEED SCREW KIT .....	1	
8	4EW-W0045-01-00	. BRAKE PAD KIT .....	1	
9	3GD-25933-00-00	. PIN, PAD .....	2	
10	90105-08659-00	BOLT, WASHER BASED .....	2	



4JY1100-4260

# REAR WHEEL

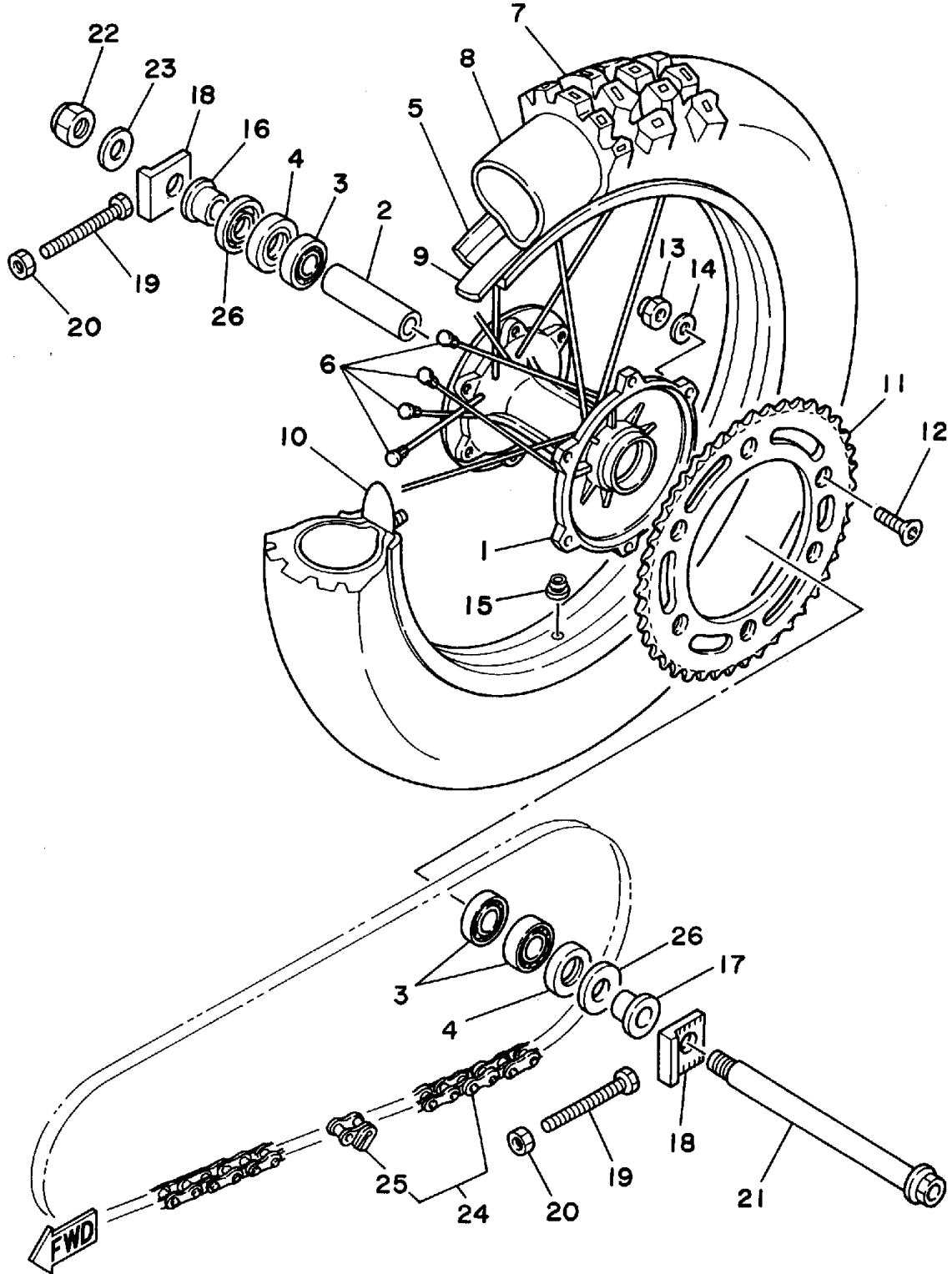


Ref. No.	Part Number	Description	Qty	Remarks
1	4EW-25311-00-00	HUB, REAR	1	
2	4EW-25317-00-00	SPACER, BEARING	1	
3	93306-00418-00	BEARING	3	
4	93106-28023-00	OIL SEAL	2	
5	94418-19485-00	RIM (1.85-19)	1	
6	4JX-25304-00-00	SPOKE SET, REAR	1	
7	94110-1900X-00	TIRE (100/90-19 57M K695)	1	UR DUNLOP
8	94210-19222-00	TUBE (3.25-19)	1	DUNLOP
9	94327-19111-00	BAND, RIM (3.50-19) (94335-19026-00)	1	INOUE
10	2X3-25394-00-00	SPACER, BEAD	1	
11	3R4-25444-01-XX	SPROCKET, DRIVEN (44T) (39W-25444-01-00)	1	AP
	3R4-25445-01-XX	SPROCKET, DRIVEN (45T) (39W-25445-01-00)	1	AP
	3R4-25446-01-XX	SPROCKET, DRIVEN (46T) (39W-25446-01-00)	1	AP
	3R4-25448-01-XX	SPROCKET, DRIVEN (48T) (39W-25448-00-00)	1	AP
	3R4-25449-01-XX	SPROCKET, DRIVEN (49T) (2HH-25449-00-00)	1	AP
	3R4-25450-01-XX	SPROCKET, DRIVEN (50T) (39W-25450-00-00)	1	AP
	3R4-25450-01-XX	SPROCKET, DRIVEN (50T) (39W-25450-00-00)	1	STD
	3R4-25452-01-XX	SPROCKET, DRIVEN (52T) (39W-25452-01-00)	1	AP
12	90109-081G1-00	BOLT	6	
13	95611-08100-00	NUT, U	6	
14	90201-086P8-00	WASHER, PLATE	6	
15	90480-10068-00	GROMMET	1	

CONTINUED ON NEXT FRAME ➤

4EW1100-3270

# REAR WHEEL

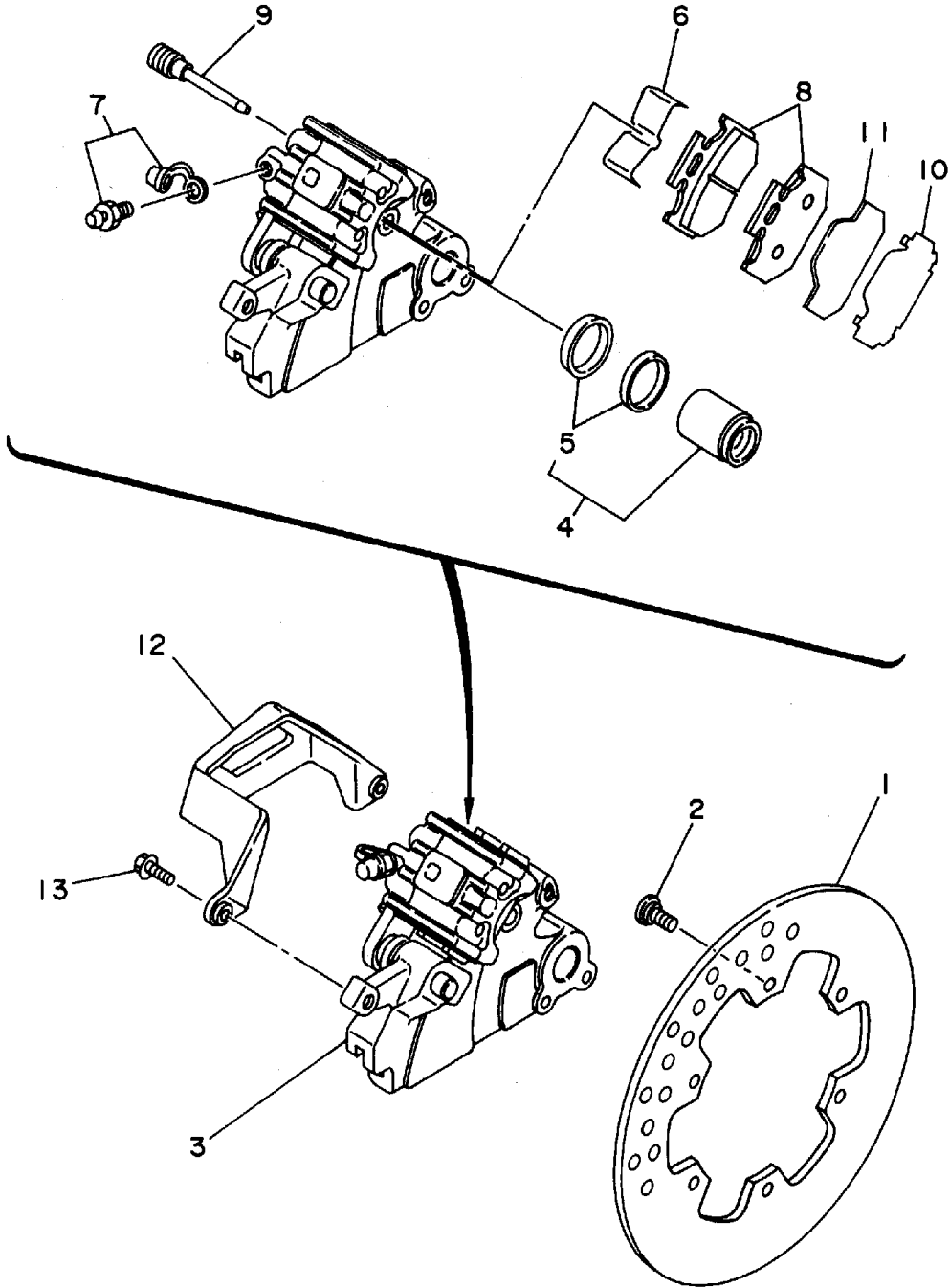


Ref. No.	Part Number	Description	Qty	Remarks
16	90387-2000B-00	COLLAR	1	
17	90387-2000C-00	COLLAR	1	
18	4JX-25388-00-00	PULLER, CHAIN 1	2	
19	90101-08699-00	BOLT	2	
20	95704-08500-00	NUT, FLANGE	2	
21	3JD-25381-01-00	AXLE, WHEEL	1	
22	90185-18104-00	NUT, SELF-LOCKING	1	
23	92990-18600-00	WASHER	1	
24	94581-44116-00	CHAIN (D.I.D.520DS-116LL)	1	AP
	9Y581-44113-00	CHAIN (D.I.D 520DS-114LL)	1	UR
25	94681-44001-00	. JOINT, CHAIN	1	
26	4V4-25367-00-00	COVER, HUB DUST	2	

4EW1100-3270

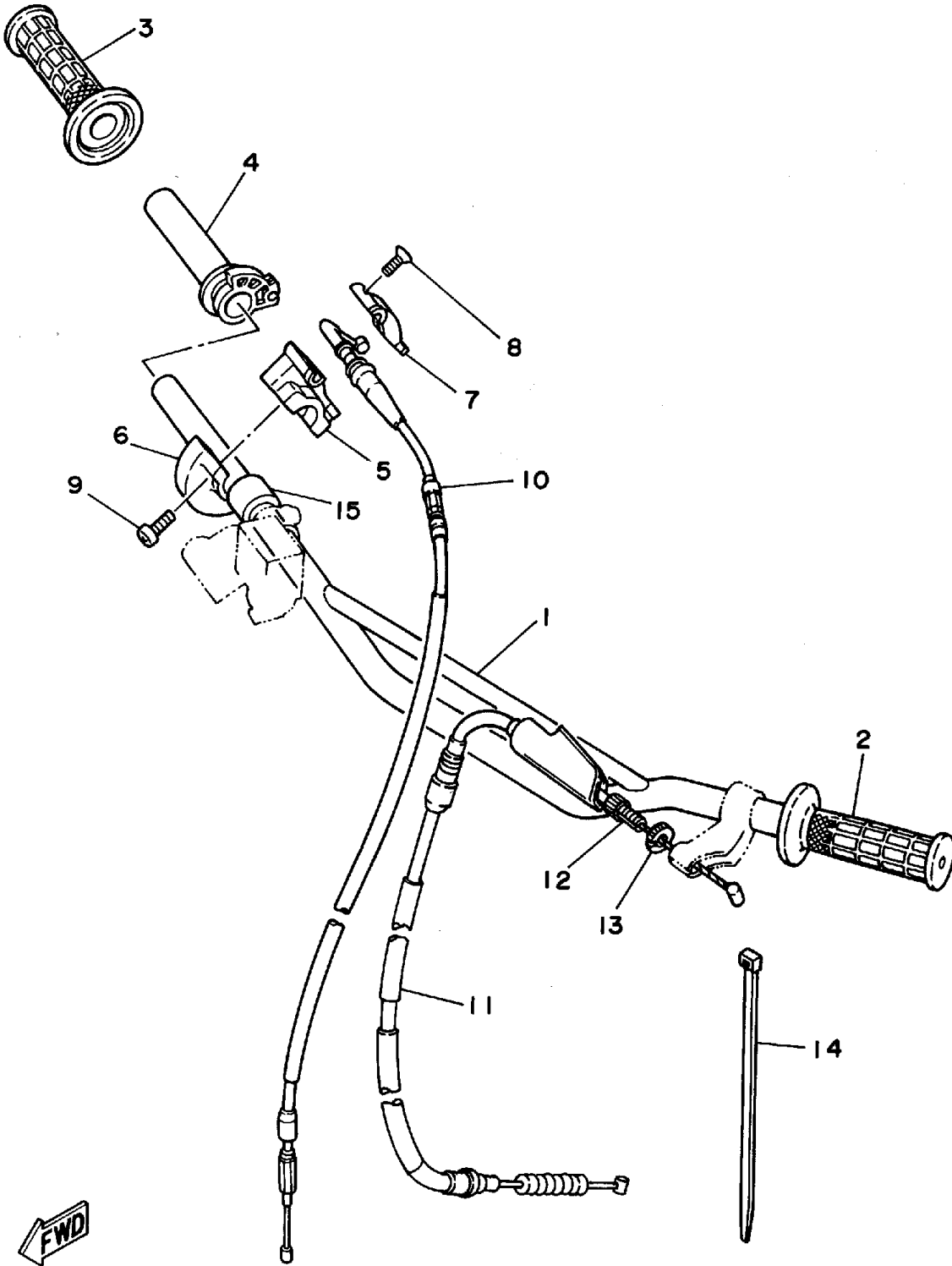
# REAR BRAKE CALIPER

Ref. No.	Part Number	Description	Qty	Remarks
1	4JX-2582W-00-00	DISC, REAR BRAKE 2	1	
2	90149-06272-00	SCREW	6	
3	4GY-2580W-00-00	CALIPER ASSEMBLY, REAR 2	1	
4	3SP-W0057-50-00	. PISTON ASSEMBLY, CALIPER	1	
5	3JD-W0047-50-00	.. CALIPER SEAL KIT	1	
6	4GY-25919-50-00	. SUPPORT, PAD	1	
7	36Y-W0048-00-00	. BLEED SCREW KIT	1	
8	4GY-W0046-00-00	. BRAKE PAD KIT 2	1	
9	3SP-25924-51-00	. PIN, PAD	2	
10	4GY-25827-50-00	. SHIM, CALIPER	1	
11	4GY-22898-50-00	. INSULATOR, HEAT	1	
12	4EW-27491-00-00	PROTECTOR	1	
13	95024-06016-00	BOLT, FLANGE	2	



4JX1100-4281

# STEERING HANDLE - CABLE

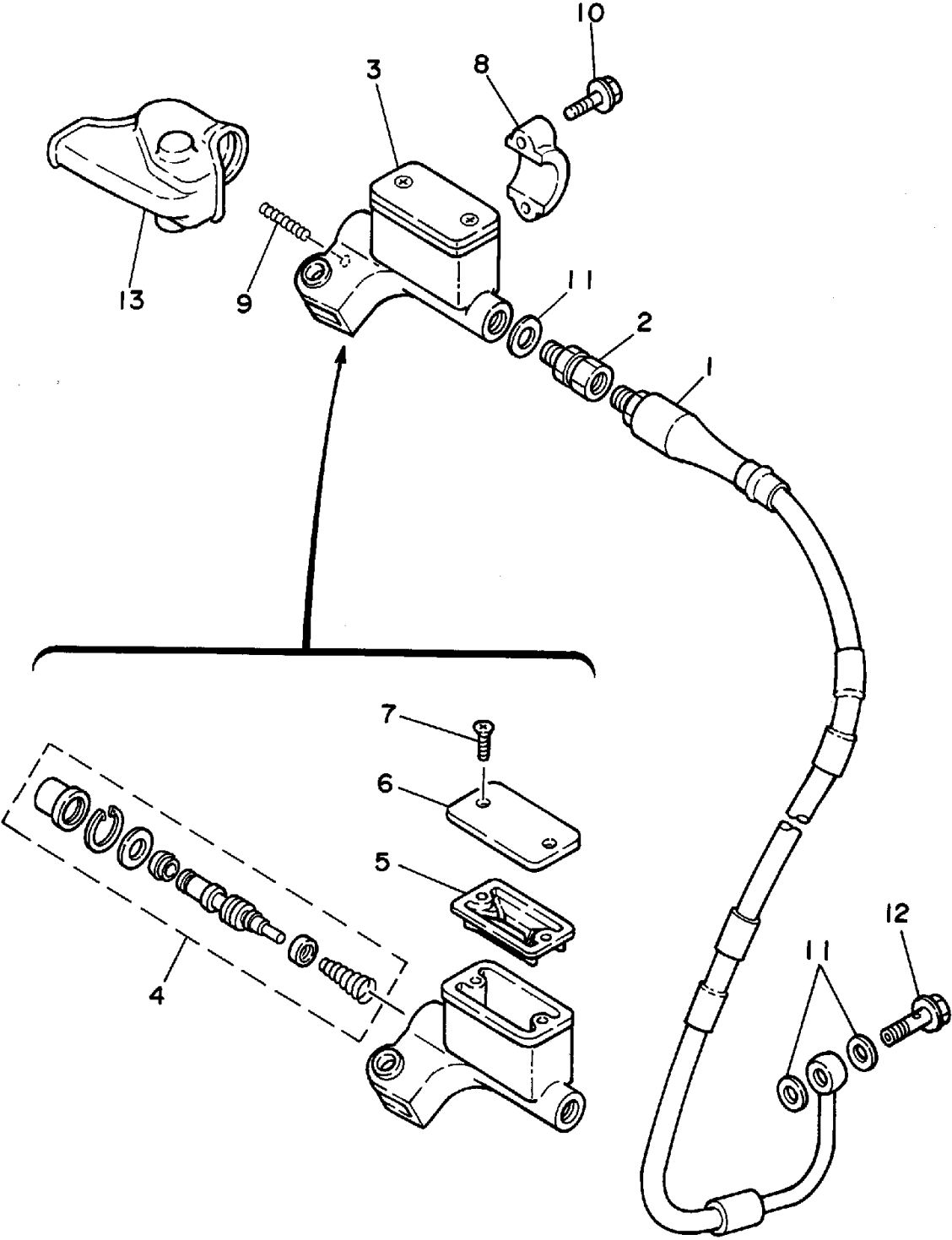


Ref. No.	Part Number	Description	Qty	Remarks
1	4JX-26111-00-00	HANDLEBAR .....	1	
2	1LX-26241-01-00	GRIP (LEFT) .....	1	
3	1LX-26242-01-00	GRIP (RIGHT) .....	1	
4	23X-26243-00-00	TUBE, THROTTLE GUIDE .....	1	
5	23X-26281-00-00	CAP, GRIP UPPER .....	1	
6	431-26282-02-00	CAP, GRIP LOWER .....	1	
7	5X2-2628H-01-00	CAP, WIRE .....	1	
8	98707-04012-00	SCREW, FLAT HEAD .....	2	
9	98586-05016-00	SCREW, PAN HEAD .....	2	
10	4EW-26311-00-00	CABLE, THROTTLE 1 .....	1	
11	4JY-26335-00-00	CABLE, CLUTCH .....	1	
12	90123-08090-00	BOLT .....	1	
13	90179-08401-00	NUT .....	1	
14	90464-14117-00	CLAMP .....	1	
15	90560-22281-00	SPACER .....	1	



4DA2100-2290

# FRONT MASTER CYLINDER

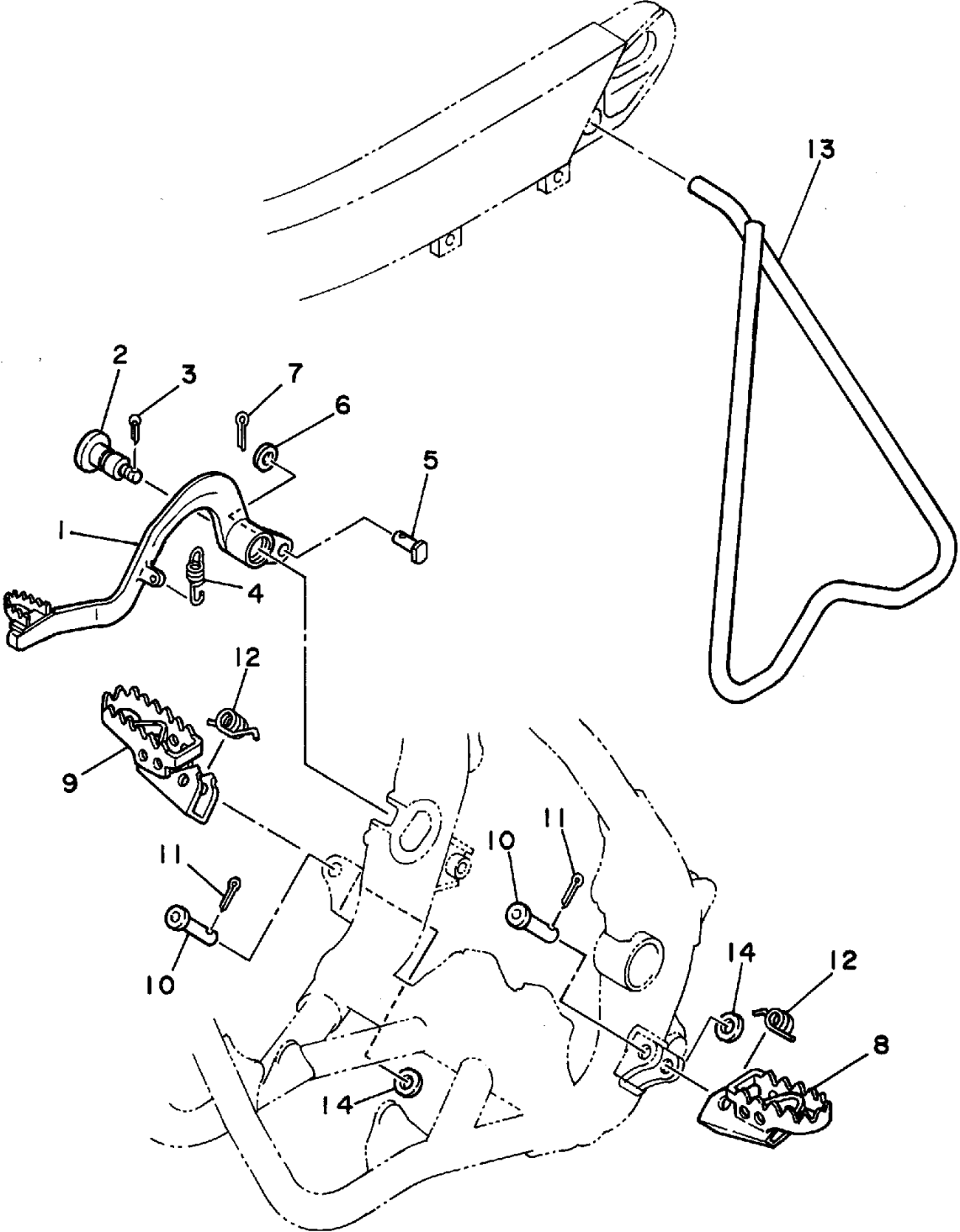


Ref. No.	Part Number	Description	Qty	Remarks
1	4DA-25872-00-00	HOSE, BRAKE 1	1	
2	3LC-25885-00-00	JOINT	1	
3	3SP-25870-01-00	MASTER CYLINDER SUB ASSEMBLY	1	
4	3SP-W0041-00-00	. CYLINDER KIT, MASTER	1	
5	56A-25854-00-00	. DIAPHRAGM, RESERVOIR	1	
6	2VN-25852-01-00	. CAP, RESERVOIR	1	
7	98707-04012-00	. SCREW, FLAT HEAD	2	
8	56A-25867-00-00	BRACKET, MASTER CYLINDER	1	
9	90501-061G2-00	SPRING, COMPRESSION	1	
10	95027-06025-00	BOLT, FLANGE	2	
11	90201-10118-00	WASHER, PLATE	3	
12	90401-10034-00	BOLT, UNION	1	
13	56A-26372-01-00	COVER, HANDLE LEVER 1	1	



3SP1100-0300

# STAND - FOOTREST

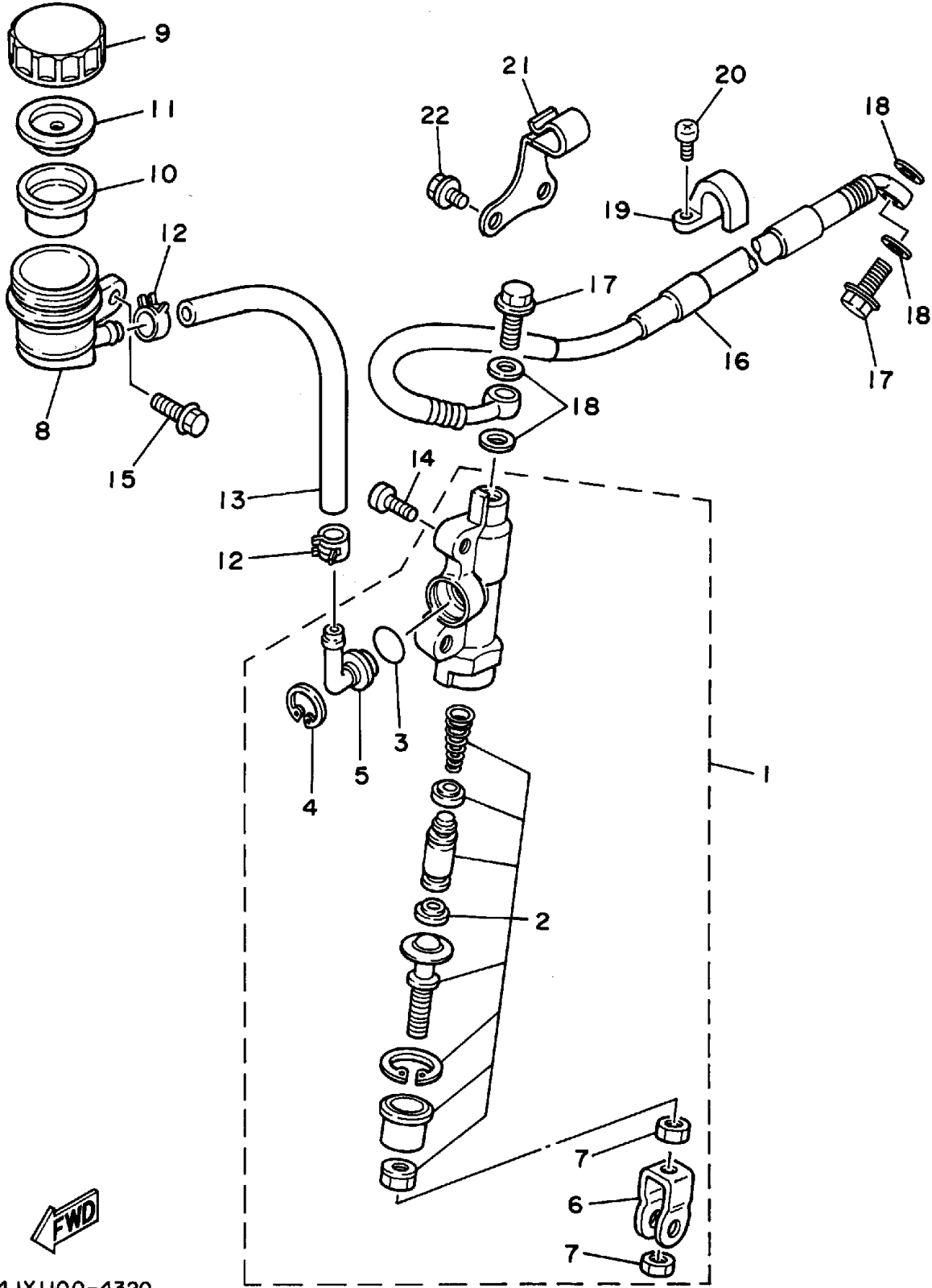


Ref. No.	Part Number	Description	Qty	Remarks
1	4JX-27200-00-00	PEDAL, BRAKE .....	1	
2	4JX-27217-00-00	BOLT .....	1	
3	91490-20020-00	PIN, COTTER .....	1	
4	90506-15480-00	SPRING, TENSION .....	1	
5	90240-08120-00	PIN, CLEVIS .....	1	
6	92990-08600-00	WASHER, PLATE .....	1	
7	91401-25020-00	PIN, COTTER .....	1	
8	4DA-27411-00-00	FOOTREST 1 .....	1	
9	4DA-27421-00-00	FOOTREST 2 .....	1	
10	90240-10117-00	PIN, CLEVIS .....	2	
11	91401-25020-00	PIN, COTTER .....	2	
12	90508-28777-00	SPRING, TORSION .....	2	
13	3SP-27311-00-00	STAND, SIDE .....	1	
14	90201-10119-00	WASHER, PLATE .....	2	



3XK1100-1310

# REAR MASTER CYLINDER



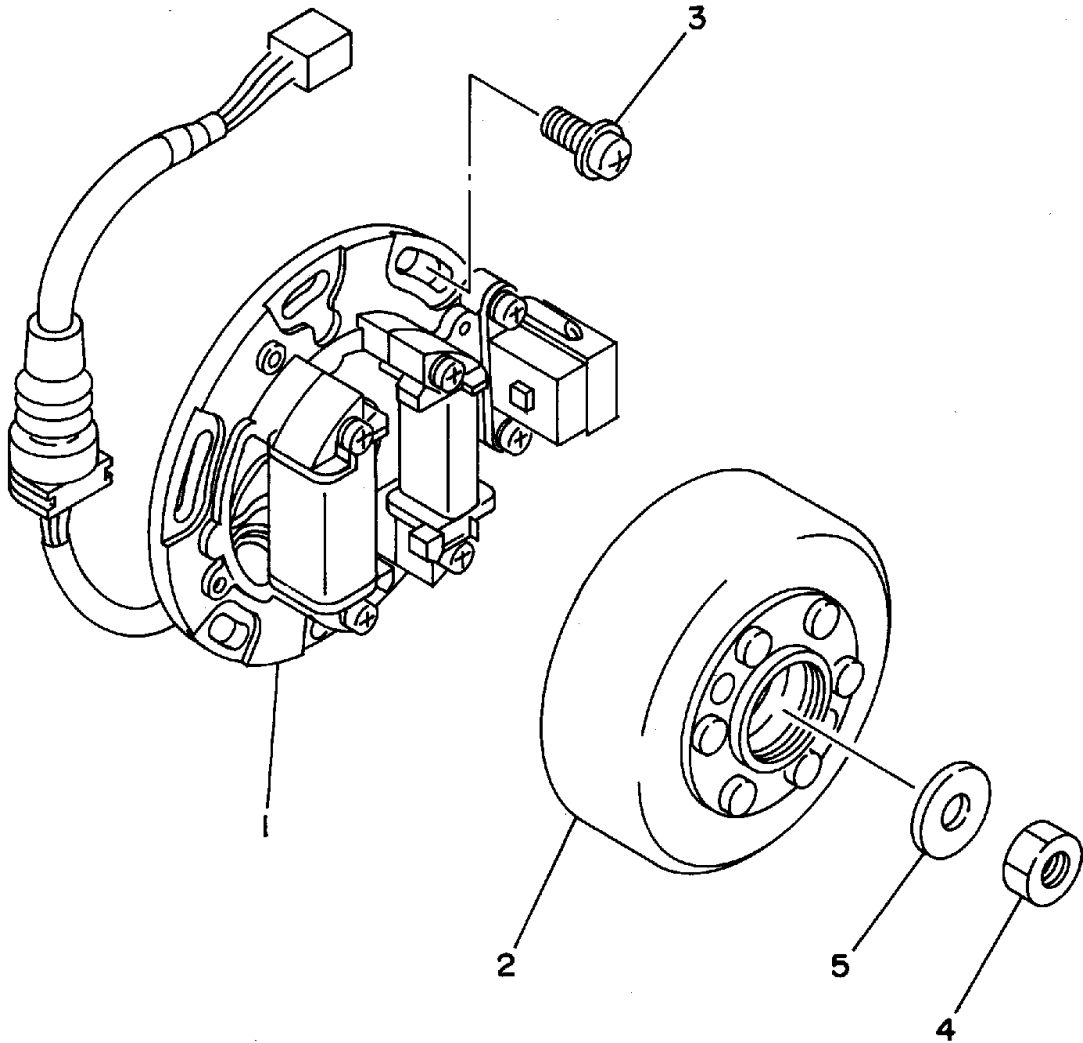
Ref. No.	Part Number	Description	Qty	Remarks
1	3SP-2583V-00-00	RR. MASTER CYLINDER ASSEMBLY. ....	1	
2	1FK-W0042-50-00	. CYLINDER KIT, MASTER ....	1	
3	93210-15620-00	. O-RING .....	1	
4	2VN-25866-00-00	. CIRCLIP .....	1	
5	2VN-2582A-50-00	. JOINT .....	1	
6	3SP-27222-00-00	. JOINT .....	1	
7	95333-08600-00	. NUT .....	2	
8	4EW-25894-00-00	TANK, RESERVOIR .....	1	
9	3XP-25852-50-00	CAP, RESERVOIR .....	1	
10	2VN-25854-00-00	DIAPHRAGM, RESERVOIR ...	1	
11	2VN-25855-00-00	BUSH, DIAPHRAGM .....	1	
12	90467-11044-00	CLIP .....	2	
13	90445-137H9-00	HOSE .....	1	
14	92013-06016-00	BOLT .....	2	
15	95023-06012-00	BOLT, FLANGE .....	1	
16	4JX-25873-00-00	HOSE, BRAKE 2 (4JX-25873-01-00) .....	1	
17	90401-10034-00	BOLT, UNION .....	2	
18	90201-10118-00	WASHER, PLATE .....	4	
19	2VM-25876-00-00	HOLDER, BRAKE HOSE 2 ....	1	
20	97780-50110-00	SCREW, TAPPING .....	2	
21	90465-12362-00	CLAMP .....	1	
22	95023-06008-00	BOLT .....	2	

4JX1100-4320



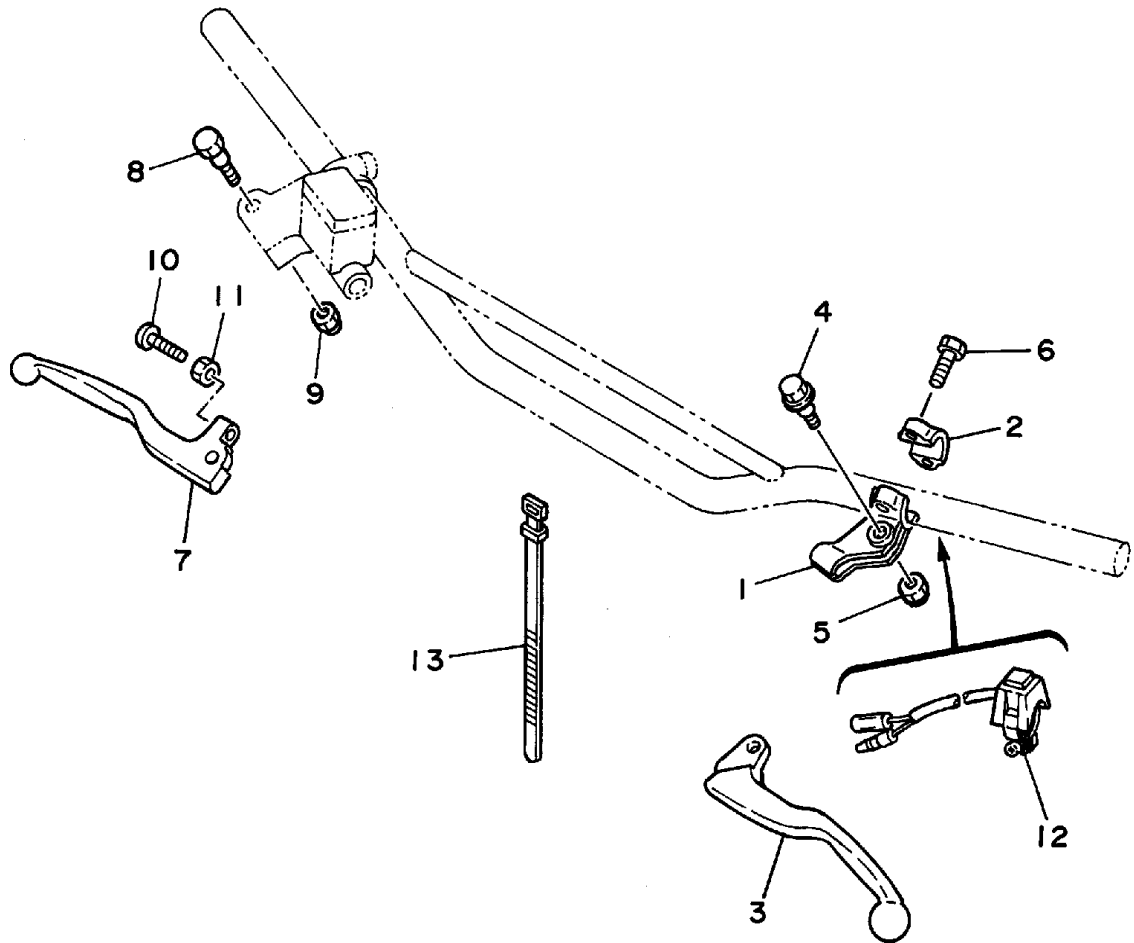
# GENERATOR

Ref. No.	Part Number	Description	Qty	Remarks
1	4JY-85510-00-00	STATOR ASSEMBLY .....	1	
2	4JY-85550-00-00	ROTOR ASSEMBLY .....	1	
3	90149-06011-00	SCREW .....	3	
4	95311-10600-00	NUT .....	1	
5	90201-10774-00	WASHER, PLATE .....	1	



4JY1100-4330

# HANDLE SWITCH - LEVER

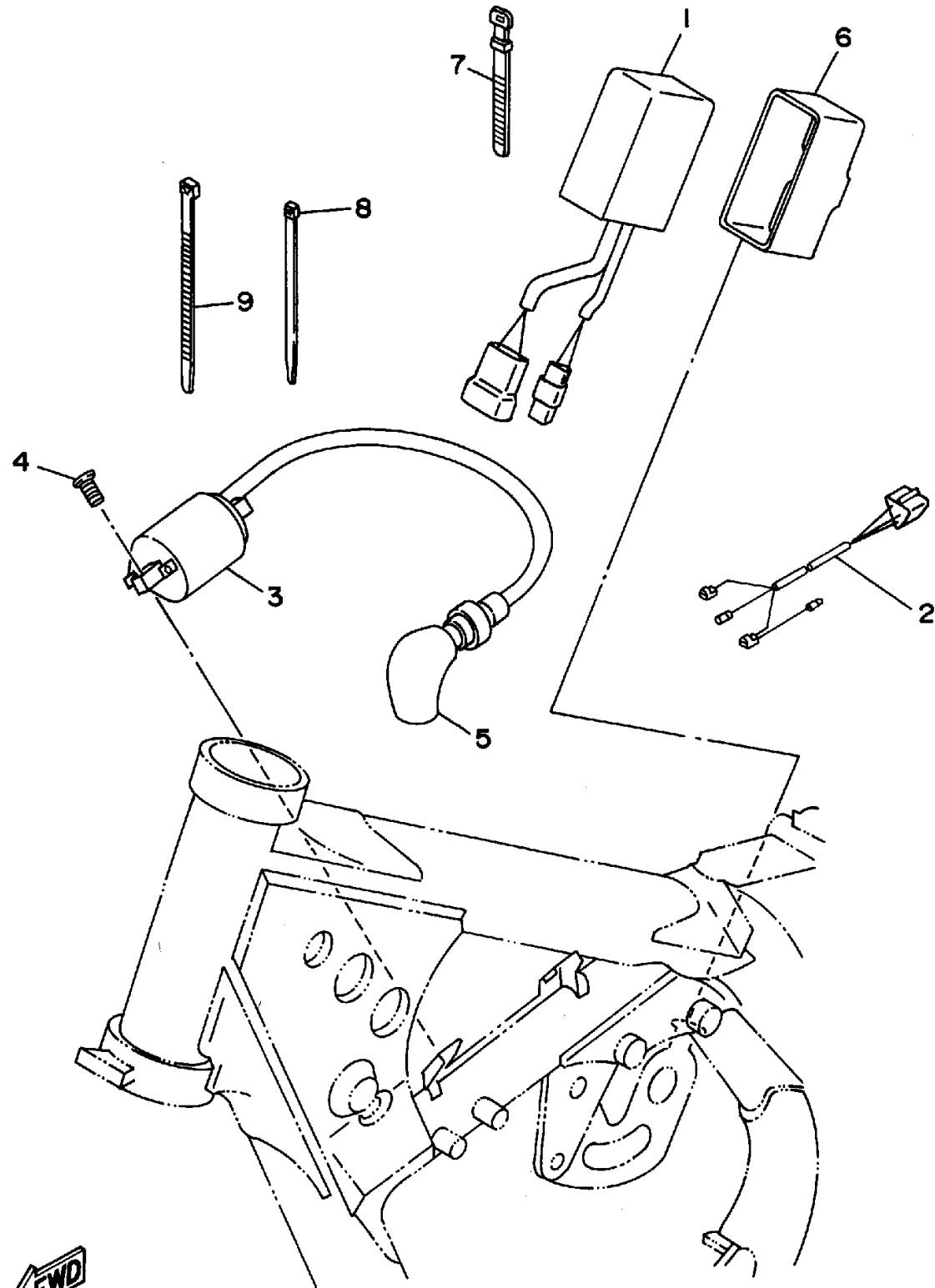


Ref. No.	Part Number	Description	Qty	Remarks
1	38V-82911-00-00	HOLDER, LEVER 1 .....	1	
2	38V-82913-00-00	HOLDER, LEVER LOWER 1 ...	1	
3	4GY-83912-00-00	LEVER 1 .....	1	
4	90109-06799-00	BOLT .....	1	
5	95617-06100-00	NUT, U .....	1	
6	97006-05016-00	BOLT .....	2	
7	3SP-83922-00-00	LEVER 2 .....	1	
8	90109-06577-00	BOLT .....	1	
9	95616-06100-00	NUT, U .....	1	
10	90143-06024-00	SCREW, HEXAGON .....	1	
11	90170-06010-00	NUT .....	1	
12	23X-83976-00-00	SWITCH, HANDLE 1 .....	1	
13	437-83936-01-00	BAND, SWITCH CORD .....	2	



4JX1100-4340

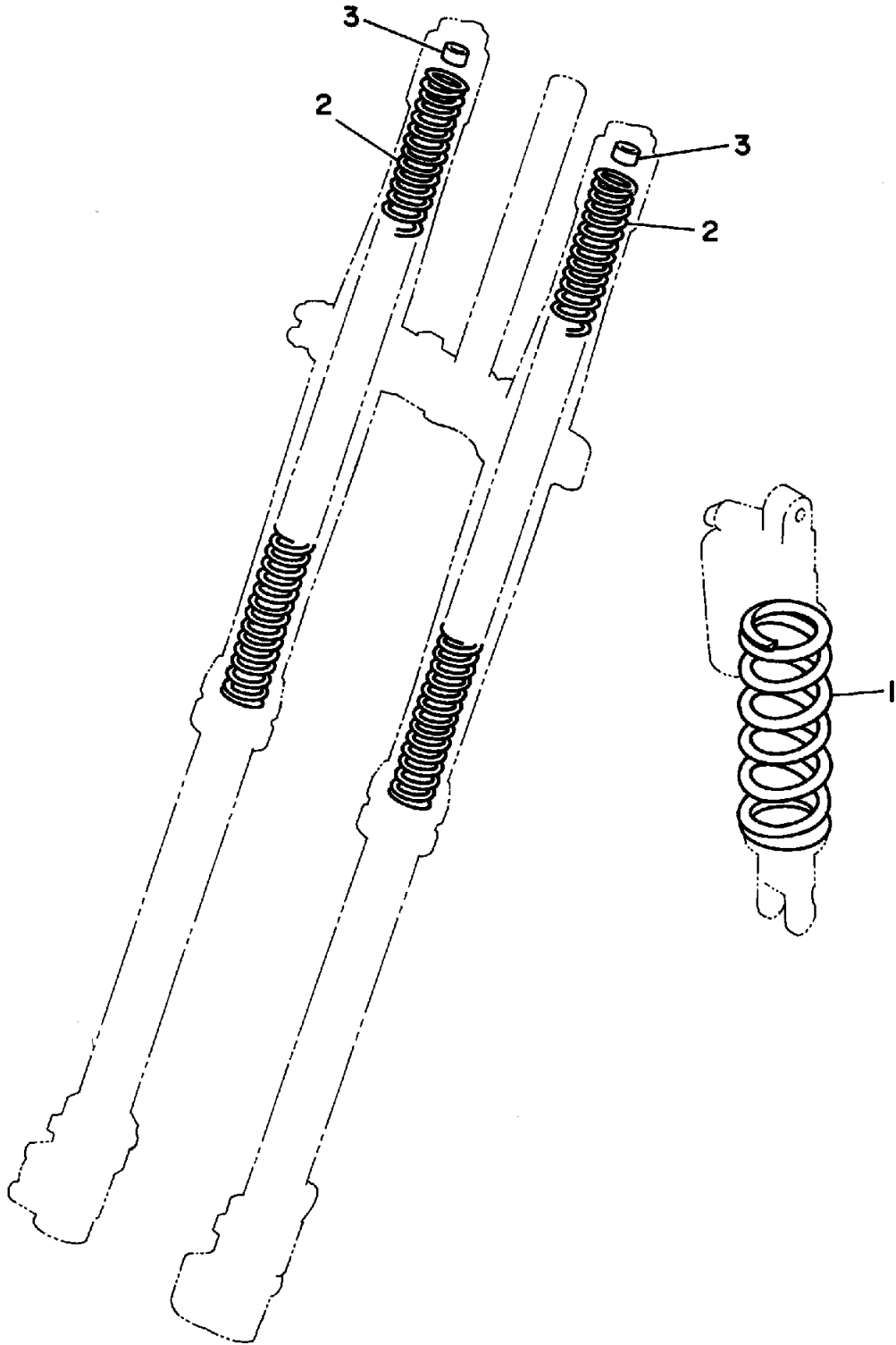
# ELECTRICAL 1



Ref. No.	Part Number	Description	Qty	Remarks
1	4JY-85540-00-00	C.D.I. UNIT ASSEMBLY	1	
2	4JY-82509-00-00	WIRE, SUB LEAD	1	
3	4JY-82310-00-00	IGNITION COIL ASSEMBLY	1	
4	91311-05016-00	BOLT, SOCKET HEAD	2	
5	4JY-82370-00-00	PLUG CAP ASSEMBLY	1	
6	4EX-85546-00-00	BAND	1	
7	25G-83936-01-00	BAND, SWITCH CORD	1	
8	12R-82591-00-00	BAND	1	
9	1UA-82591-00-00	BAND	1	

 4JY1100-4350

# ALTERNATE (CHASSIS)

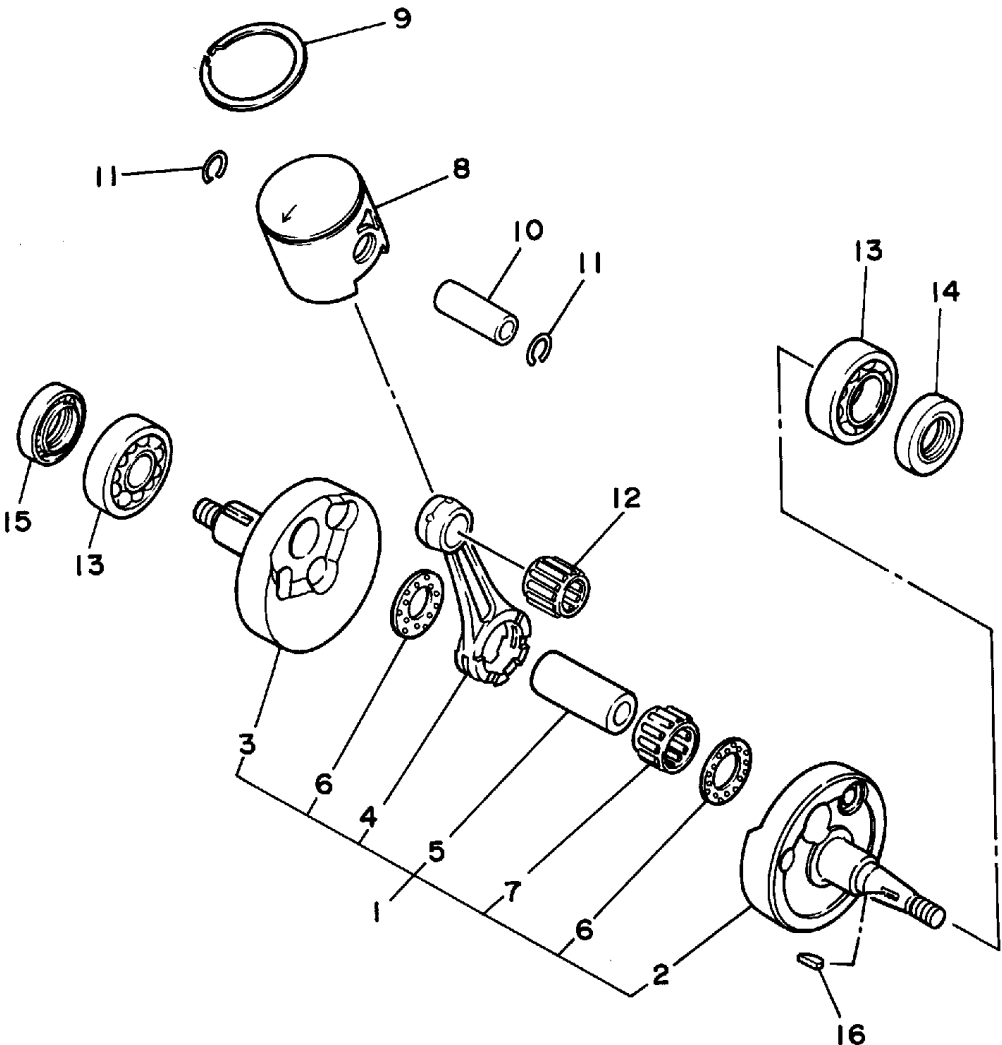


Ref. No.	Part Number	Description	Qty	Remarks
1	4JX-22212-10-00	SPRING (K=4.4)	1	AP
	4JX-22212-20-00	SPRING (K=4.6)	1	AP
	4JX-22212-30-00	SPRING (K=4.8)	1	AP
	4JX-22212-40-00	SPRING (K=5.0)	1	AP
	4JX-22212-50-00	SPRING (K=5.2)	1	AP
	4JX-22212-60-00	SPRING (K=5.4)	1	AP
2	3XJ-23141-10-00	SPRING, FRONT FORK (K=0.350)	2	AP
	3XJ-23141-30-00	SPRING, FRONT FORK (K=0.380)	2	AP
	3XJ-23141-50-00	SPRING, FRONT FORK (K=0.400)	2	AP
	3XJ-23141-70-00	SPRING, FRONT FORK (K=0.420)	2	AP
	3XJ-23141-L0-00	SPRING, FRONT FORK (K=0.365) (3XJ-23141-20-00)	2	AP
	3XK-23141-L0-00	SPRING, FRONT FORK (K=0.390) (3XJ-23141-40-00)	2	AP
	3XK-23141-M0-00	SPRING, FRONT FORK (K=0.410) (3XJ-23141-60-00)	2	AP
3	3XJ-23364-L0-00	COLLAR 2	1	UN



3XJ1100-I360

# REPAIR KIT



Ref. No.	Part Number	Description	Qty	Remarks
3	280-11633-00-00	. PIN, PISTON	1	
	3JD-11681-01-00	. PIN, CRANK 1	1	
	4JY-11611-00-00	. RING, PISTON	1	
	4JY-11630-00-00	PISTON ASSEMBLY (STD)	1	
	4JY-11631-00-B0	. PISTON (STD)	1	ORANGE
	4PE-11650-00-00	CONNECTING ROD ASSEMBLY	1	
	4PE-11651-00-00	. ROD, CONNECTING	1	
	90209-22257-00	. WASHER	2	
	93310-216L2-00	. BEARING, CYLINDRICAL	1	
	93310-522P7-00	. BEARING	1	
	93450-17129-00	. CIRCLIP	2	



3XJ1100-1030

## Oxygenated Fuels - (Cont'd.)

If water is present in the fuel, additives combined with the alcohol in the oxygenated fuel will cause the alcohol in the fuel to separate, causing poor performance and possible engine damage.

### Storage

Drain the gasoline from the tank and carburetors if the motorcycle will be stored for more than a month.

Leaving oxygenated gasoline in a motorcycle during storage is undesirable because the fuel can corrode metal parts. Also, alcohol oxygenated gasoline will absorb moisture from the air, resulting in phase separation and the problems associated with it.

### **⚠WARNING**

**Gasoline and oxygenated gasoline are extremely flammable and can be explosive under certain conditions. Follow the recommendations in the owner's and service manuals for handling and storing gasoline.**

### Phase Separation

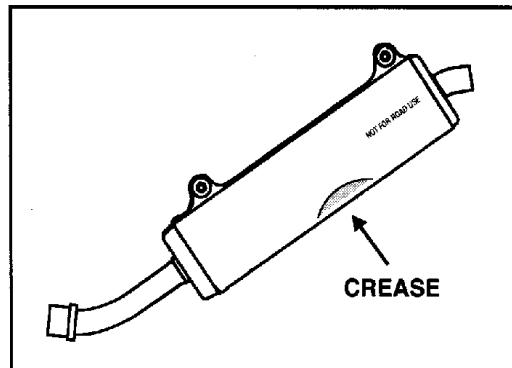
Although small amounts of water in the fuel will normally not affect or interfere with engine operation, problems can develop if too much water is present in alcohol oxygenated gasoline. If there is enough water in the oxygenated fuel, the alcohol and gasoline will separate into two liquid phases: a top phase or layer which is almost entirely gasoline, (and oil, in the case of 2-stroke premix fuel) and a bottom phase of water and alcohol. Phase separation makes the engine difficult or often impossible to start. Replace the separated fuel with fresh gasoline.

### Parts Information

Part Number	Description	Remarks	Dealer Cost
ACC-RNGFR-EE-12	Ring Free Fuel Additive	Case/12	

## Crease in Bottom of YZ250G1/WR250ZG Silencer

There is a crease about 4 inches long on the bottom of the silencer on the 1995 YZ250G1 and WR250ZG. This crease looks like crate damage, but this is not the case. The crease is for ample rear brake caliper clearance in case the rear suspension bottoms out. **This crease is not a defect. Do not** replace the silencer. No warranty applies.



## Warranty Authorization Procedures

A reminder! The need for an authorization is now based on **total repair cost**, not on particular components. Simply add up the total warranty repair cost, including the dealer cost of parts, your parts handling charge, and the labor at your approved labor rate. If the total is:

- \$500 or less - no authorization is needed
- Over \$500 - call your toll-free RTA Hotline for authorization

Also, an autho is now easier to remember. Now instead of a lot of letters and numbers, all you have to remember is a three number combination like 695.

You no longer have to worry about accidentally getting your authorization with the wrong warranty request. You'll now enter the authorization number on your request, even if you use DOES PLUS.

## Warranty Transfer Fees Dropped!

Yamaha's factory warranty has always been a strong selling point, even more so now that Y.E.S. is available on so many models.

Now we've found a way to make that coverage even more valuable. **Beginning May 1, 1994,**

**Yamaha dropped the fees for transfer of coverage to the new owner!** You will no longer be charged the \$10 for an in-warranty transfer or \$25 for a Y.E.S. transfer.

## Reformulated Gasoline (Cont'd.)

### SUMMARY

More information will become available during the next year as RFG penetrates the market. If you want more information on gasoline, send for the technical manual, *Changes in Gasoline II* at:

Changes in Gasoline II  
Technicians Manual  
Downstream Alternatives, Inc.  
PO Box 190  
Bremen, IN 46506-0190

The cost of this manual is \$2.00 each.



MOTORCYCLE

12/21/94

M94-008

# TECH EXCHANGE

**SUBJECTS:** 1. Oxygenated Fuels  
2. Crease in YZ250G1/WR250ZG Silencer  
3. Warranty Authorization Procedures  
4. Warranty Transfer Fee Dropped

## Areas Exceeding Federal Ozone Standards

The following charts show the areas of the country that exceed the Federal Ozone Standards. The nine cities in the **Extreme and Severe** areas are required to start selling RFG during 1995. This program is optional in the other listed areas.

### RFG FUEL AREAS EXCEEDING FEDERAL OZONE STANDARDS

<b>Extreme Areas*</b>	<b>Moderate Areas</b>	<b>Marginal Areas</b>	
Los Angeles*	Atlantic City, NJ	Albany, NY	South Bend, IN
	Bowling Green, KY	Allentown, PA-NJ	Stockton, CA
	Charleston, WV	Altoona, PA	Sussex County, DE
	Charlotte, NC-SC	Birmingham, AL	Tampa, FL
	Cincinnati, OH-KY-IN	Buffalo, NY	Waldo County, ME
	Cleveland, OH	Canton, OH	York, PA
	Dallas, TX	Columbus, OH	Youngstown, OH-Sharon, PA
	Dayton-Springfield, OH	Erie, PA	
	Detroit, MI	Essex County, NY	
	Grand Rapids, MI	Evansville, IN-KY	
	Greensboro, NC	Fayetteville, NC	
	Jefferson County, NY	Greenbrier County, WV	
	Kewaunee County, WI	Greenville-Spartanburg, SC	
	Knox County, ME	Hancock County, ME	
	Louisville, KY-IN	Harrisburg, PA	
	Memphis, TN-AR-MS	Indianapolis, IN	
	Miami, FL	Johnson City-Kingsport-Bristol, TN	
	Modesto, CA	Johnstown, PA	
	Nashville, TN	Kansas City, MO-KS	
	Pittsburgh, PA	Knoxville, TN	
	Portland, ME	Lake Charles, LA	
	Raleigh-Durham, NC	Lancaster, PA	
	Reading, PA	Lewiston, ME	
	Richmond, VA	Lexington, KY	
	Salt Lake City, UT	Lincoln County, ME	
	San Francisco-Oakland-San Jose, CA	Manchester, NH	
	Santa Barbara, CA	Montgomery, AL	
	Smyth County, VA	Norfolk, VA	
	St. Louis, MO-IL	Owensboro, KY	
	Toledo, OH	Paducah, KY	
	Visalia, CA	Poughkeepsie, NY	
	Worcester, MA	Scranton, PA	

\*Nine cities with highest ozone levels designated extreme or severe will be required to implement reformulated gasoline programs in 1995. Other ozone non-attainment areas may elect to "opt-in" to this program.

### Oxygenated Fuel Sold Seasonally in These Areas Exceeding Federal Carbon Monoxide Standards

Albuquerque, NM	Fairbanks, AK	Memphis, TN	Reno, NV
Anchorage, AK	Ft Collins, CO	Minneapolis, MN	Sacramento, CA
Baltimore, MD	Fresno, CA	Missoula, MT	San Diego, CA
Boston, MA	Grants Pass, OR	Modesto, CA	San Francisco, CA
Chico, CA	Greensboro, NC	New York/Northern NJ	Seattle, WA
Cleveland, OH	Hartford, CT	Philadelphia, PA	Spokane, WA
Colorado Springs, CO	Klamath County, OR	Phoenix, AZ	Stockton, CA
Denver/Boulder, CO	Las Vegas, NV	Portland, OR	Syracuse, NY
Duluth, MN	Los Angeles, CA	Provo/Orem, UT	Washington, DC
El Paso, TX	Medford, OR	Raleigh, NC	

## Oxygenated Fuels

Beginning in 1992, all gasoline sold during the winter months (usually October through February) in 39 designated metropolitan areas (and all of California) must be oxygenated as mandated by the 1990 Amendments to the Federal Clean Air Act. The purpose of the oxygenated fuel is to reduce the amount of carbon monoxide in the air. Internal combustion engines tend to emit more carbon monoxide at low operating temperatures such as when first started and during longer warm-up times in the colder, winter months.

The following information is provided to clarify some concerns that customers and dealers may have about the use of oxygenated fuels in Yamaha motorcycles.

### What is "Oxygenated Gasoline"?

Oxygenated gasoline is a blend of gasoline and one or more combustible liquids containing oxygen. Presently, two different classes of oxygenates are being added to gasoline: alcohol (both ethanol and methanol) and ethers (methyl tertiary-butyl-ether; MTBE). The oxygen content of the gasoline must be 2.7%.

### Can oxygenated fuels be used in Yamaha motorcycles?

Oxygenated fuel can be used in Yamaha **street, dual-purpose, and off-road/play bike** motorcycles. This tech exchange addresses concerns regarding its use.

**NOTE: Do not** use oxygenated gasoline or, for that matter, any pump gasoline in Yamaha YZ or WR motorcycles. These models require racing fuel with a minimum octane rating of 95. For more information about recommended fuel for YZ and WR models, refer to the Owner's Service Manual for that model.

### Service, Storage, Usage Information PRACTICE GOOD FUEL MANAGEMENT...

Don't worry about instructing customers about testing or identifying oxygenated fuel. If they are in one of the mandated areas, oxygenated fuel is all they can purchase. Instead, educate your customers about oxygenated gasoline using the following tips:

- Match gasoline purchases to consumption. Don't buy more than will be used in one month.
- Store gasoline in a tightly-closed, approved container in a cool, dry place.
- Drain the fuel tank when you store your motorcycle for the off-season.

**NOTE:** Yamaha Ring Free Fuel Additive can be used with all oxygenated gasoline and is recommended for use in all Yamaha engines. For more information about Ring Free, refer to Technical Bulletin M92-007.

### Carburetor Jetting

Yamaha's recommended jetting specifications are correct for use with oxygenated fuels. Poor performance and/or possible engine damage could result if you use a jet size smaller (leaner) than recommended on the Service Data or in the Service Manual.

### Fuel Deicers Water Absorbing Additives

If the oxygenated gasoline being used contains an alcohol blend, **do not use** additional alcohol deicers or water absorbing additives. If there is water in the fuel tank prior to refueling, **do not use** oxygenated gasoline until all water has been removed from the tank.



MOTORCYCLE

3/1/95

M95-006

# TECH EXCHANGE

SUBJECTS: 1. Reformulated Gasoline  
2. Areas Exceeding Federal Ozone Standards

## Reformulated Gasoline

Beginning January 1, 1995, extreme and severe non-ozone attainment cities are required to sell only reformulated gasoline (RFG) year round, not seasonally like Oxygenated fuels. Topic number 2 in this Tech Exchange contains a list of affected cities. Other serious, moderate, and marginal attainment areas will phase in this gasoline to fulfill their individual agendas for pollution abatement.

### What is RFG?

As the name indicates, it is the next generation of fuels reformulated to reduce pollutants and protect the environment. The main focus of RFG is to reduce pollutants that affect the ozone, however, it will contain the same Oxygenates used in fuels that are currently being used (seasonally) in various mandated areas to lower CO emissions. Oxygenated fuels are primarily used between the months of October and February in these selected areas. The following table illustrates the major ingredients of RFG that will be reformulated and the environmental benefits of reformulation.

### FOCUS OF FUEL REFORMULATING

#### Potential Reformulation

Reduce Sulfur  
Reduce Benzene  
Reduce Aromatics & Olefins  
Reduce fuel volatility  
Increase oxygen contents  
Alter distillation characteristics  
Deposit control additives

#### Environmental Benefits

Reduces acid rain, improves vehicle catalyst efficiency  
Reduces incidence of cancer, reduces toxicity of emissions  
Reduces photochemical reactivity/smog formation  
Reduces evaporative emissions/smog formation  
Reduces tailpipe/exhaust CO emissions, replaces toxic components  
Control of evaporative & exhaust emissions  
Reduce engine deposits, thus reducing exhaust emissions

### Can Yamaha Products Operate On Reformulated Gasoline?

Extensive testing has been done on the affects of RFG on lubricity and material compatibility, **particularly with 2-stroke engines**. Results show no adverse affects or catastrophic failures when using RFG. Tests also indicate that no increase in service intervals beyond the existing Yamaha recommendations were necessary.

### RUNNING CHARACTERISTICS WITH RFG

Because RFG contains oxygenates, the fuel mixture can lean-out slightly causing a rougher than normal idle. This can usually be corrected by small adjustments to the idle mixture screws. **Be sure to refer to your Yamaha technical specifications for correct fuel mixture settings! Use an engine exhaust gas analyzer where applicable.**

### GUIDELINES FOR RFG USAGE

- Become familiar with the areas where RFG is sold. Normally the gas station will post a sign about the type of fuel they sell.
- Storage life of RFG is shorter than the fuel sold in the past. Treat stored fuel with Yamaha Fuel Stabilizer and Conditioner. Be sure to store gasoline in an approved container and place in a cool, dry place.
- In the case of large fuel tanks (such as in a boat or a large touring motorcycle), be sure to keep the tank completely full to prevent water accumulation. The expanding and contracting of the fuel causes air to enter the fuel tank. Water in the air will condense in the tank if the tank is not kept full.
- Be sure to use fresh fuel when doing a tune-up on any unit that has been in storage for a long time.

If you have technical tips you think other dealers could use, let us know. You'll receive credit in the Tech Exchange for ideas we use, and we'll send you an exclusive Yamaha Tech Exchange hat as our thanks.  
Send your tips to: Yamaha Motor Corporation, U.S.A., Attn: Tech Exchange, P.O. Box 6555, Cypress, CA 90630

©1995 YAMAHA MOTOR CORPORATION, U.S.A.