



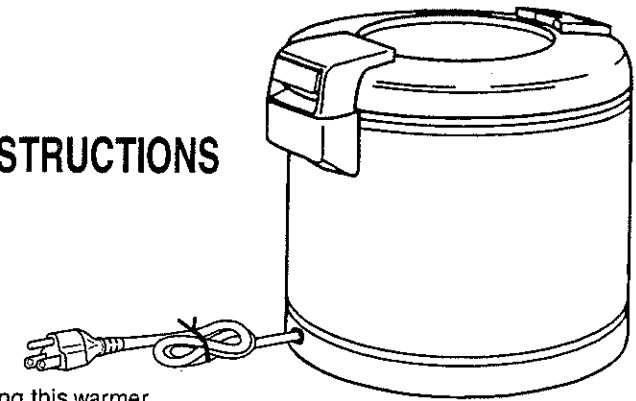
TIGER Electric Jar for Restaurants (specialists' use)

虎牌 專家·業務用 電子飯鍋

JHC

JHC-72UA  
JHC-90UA

OPERATING INSTRUCTIONS  
使用說明書



Thank you for purchasing this warmer.  
衷心感謝您購買虎牌自控保溫電飯鍋

Index

|                                                 |     |
|-------------------------------------------------|-----|
| Safety Instructions .....                       | 2~5 |
| Each parts name & its function .....            | 6   |
| Usage procedure .....                           | 7   |
| How to deliciously "keep-rice-warm" .....       | 8   |
| Cleaning & Maintenance .....                    | 9   |
| Is it mal-functioning? (Trouble-shooting) ..... | 10  |
| Specifications / features .....                 | 10  |

索引

|                  |     |
|------------------|-----|
| 安全注意事項 .....     | 2~5 |
| 各部門之名稱及作用 .....  | 6   |
| 用途及使用過程 .....    | 7   |
| 飯的美味“保溫”方法 ..... | 8   |
| 清洗及保養方法 .....    | 9   |
| 真出了問題麼? .....    | 10  |
| 特點及規格 .....      | 10  |



TIGER CORPORATION  
Head Office:3-1 Hayamicho, Kadoma City, Osaka 571-8571, Japan

Printed in Japan

# IMPORTANT SAFEGUARDS

When using electrical appliances, basic safety precautions should always be followed including the following:

1. Read all instructions.
2. Do not touch hot surfaces. Use handles.
3. To protect against electrical hazards, do not immerse cord, plug and Rice Warmer in water or other liquid, except inner lid and pan.
4. Close supervision is necessary when any appliance is used by or near children.
5. Unplug from outlet when not in use and before cleaning. Allow to cool before putting on or taking off parts.
6. Do not operate any appliance with a damaged cord or plug or after the appliance malfunctions, or has been damaged in any manner. Return appliance to the nearest authorized service facility for examination, repair, or adjustment.
7. The use of accessory attachments not recommended by the appliance manufacturer may cause hazards.
8. Do not use outdoors.
9. Do not let cord hang over edge of table or counter, or touch hot surfaces.
10. Do not place on or near a hot gas or electric burner, or in a heated oven.
11. Extreme caution must be used when moving an appliance containing hot oil or other hot liquids.
12. To disconnect, turn any control off, then remove plug from wall outlet.
13. Do not use appliance for other than intended use.

# SAVE THESE INSTRUCTIONS

Repairment should be performed by an authorized service representative.

A short power supply cord is provided to reduce the risk resulting from becoming entangled in or tripping over a longer cord. Longer detachable power supply cords or extension cords are available and may be used if care is exercised in their use. If longer detachable power supply cords or extension cords are to be used : (1) the marked electrical rating of the cords set or extension cord should be at least as great as the electrical rating of the appliance ; (2) if the appliance is of the grounded type, the extension should be a grounding-type 3-wire cord ; and (3) a long cord should be arranged so that it will not drape over the counter top or table top where it can be pulled down by children or tripped over accidentally.

The following instructions shall be applicable only for 120V:  
This appliance must be used only for keeping cooked rice warm.

# Safety Instructions 安全注意事項

**Be sure to read and observe the instructions shown below before using the product.**

- Be sure to observe the safety instructions shown below in order to prevent you and other people from being injured.
- Do not peel off the caution label from the product.
- Keep this manual for your further reference.

使用前請務必仔細閱讀並遵守這些注意事項。

- 為了防止使用過程中給自身和他人帶來危險和造成傷害請務必遵守這些注意事項。
- 不要揭下貼在電飯鍋上的注意標籤。
- 閱讀後請保管在使用者顯而易見的地方。

This manual uses the following two types of symbols to indicate the degree of damage and/or harm caused by misuse of the product  
注意事項用以下標記將因使用不當而造成的各種危險和傷害的程度劃分如下。



**WARNING / 警告**

Indicates the risk of death or serious injury if the instructions are ignored or the product is used improperly.  
表示「可能會導致死亡或重傷」的事項內容。



**CAUTION / 注意**

Indicates the risk of slight injury or physical damage if the instructions are ignored or the product is used improperly.  
表示「可能會出現人身傷害或物品損害」的事項內容。

**Symbols**  
圖示之例



This symbol indicates a prohibition.  
此圖表示「禁止」事項的內容。



(Never disassemble)  
(禁止解體)



This symbol indicates a mandatory action or instruction.  
表示「強制」和「指示」事項的內容。



(Mandatory action or instruction)  
(強制、指示)



(Unplugging)  
(拔下電源插頭)



**WARNING / 警告**



**Do not modify the rice warmer. Disassembly or repairs should only be performed by qualified service representatives.**

Noncompliance to this instruction may result in fire, electric shock or injury.

禁止改裝。  
除修理技術人員外，嚴禁任何人擅自拆卸和修理。

否則會導致引起火災、觸電和受傷的危險。



**Clean the plug if it is dirty.**

A dirty plug may result in a fire.

應擦掉電源插頭上的灰塵，保持清潔。

否則會導致引起火災。










**Do not connect or disconnect the plug with wet hands.**

Handling the AC power cord with wet hands may result in electric shock or injury.

切勿用濕手插拔電源插頭。

否則會導致發生觸電和導致受傷。

**! WARNING / 警告**

|                                                                                     |                                                                                                                                                                                                                                                                                                                                  |                                                                                                          |
|-------------------------------------------------------------------------------------|----------------------------------------------------------------------------------------------------------------------------------------------------------------------------------------------------------------------------------------------------------------------------------------------------------------------------------|----------------------------------------------------------------------------------------------------------|
|    | <b>Do not use a damaged AC power cord.</b><br>Damaging the cord, using the damaged cord, modifying, bending forcibly, bringing close to a hot object, pulling, twisting, bundling, etc.<br>Do not put heavy weight on wire-cord. Handling the cord in such a way may result in power-cord damage causing fire or electric shock. | 禁止使用已經破損的電源線。<br>嚴禁使用割傷、破損的電源線。<br>嚴禁加工、強行彎曲、靠近高溫處、拉拽、扭轉、捆扎電源線等等。<br>在電源線上放置重物或加壓電源線，會有損壞電源線，引起火災、觸電的危險。 |
|    | <b>Connect the plug so that the prongs are fully inserted into the receptacle.</b><br>Noncompliance with these instructions may result in electric shock, short-circuiting, smoke or fire.                                                                                                                                       | 務必將插頭插入電源插座底部。<br>否則會導致觸電、短路、發煙和起火。                                                                      |
|    | <b>Do not allow children alone to use the rice warmer. Keep it out of reach of infants.</b><br>Noncompliance to this instruction may result in burns, electric shock or injury.                                                                                                                                                  | 不要讓兒童單獨使用，應放置在幼兒够不到的地方。<br>否則會導致燙傷、觸電、受傷的危險。                                                             |
|    | <b>Do not connect to damaged power outlet or plug prongs which are loose.</b><br>Noncompliance to this instruction may result in electric shock, short-circuiting or fire.                                                                                                                                                       | 當電源插頭破損以及電源插座鬆動時切勿使用。<br>否則會導致觸電、短路和起火。                                                                  |
|   | <b>Do not operate the rice cooker at any other voltage than AC 120V.</b><br>Using the product at any other voltage may result in fire or electric shock.                                                                                                                                                                         | 請勿使用120V以外的交流電。<br>否則會導致引起火災、觸電。                                                                         |
|  | <b>Only use rice warmer with a AC 120V-only socket.</b><br>Using the product at any other voltage may result in fire or electric shock.                                                                                                                                                                                          | 請使用120V交流電專用插座。<br>否則會導致引起火災、觸電。                                                                         |
|  | <b>Do not immerse the rice warmer in water or splash it with water.</b><br>Immersing or splashing may result in short-circuiting or electric shock.                                                                                                                                                                              | 禁止水浸、水洗。<br>否則會導致短路和觸電。                                                                                  |

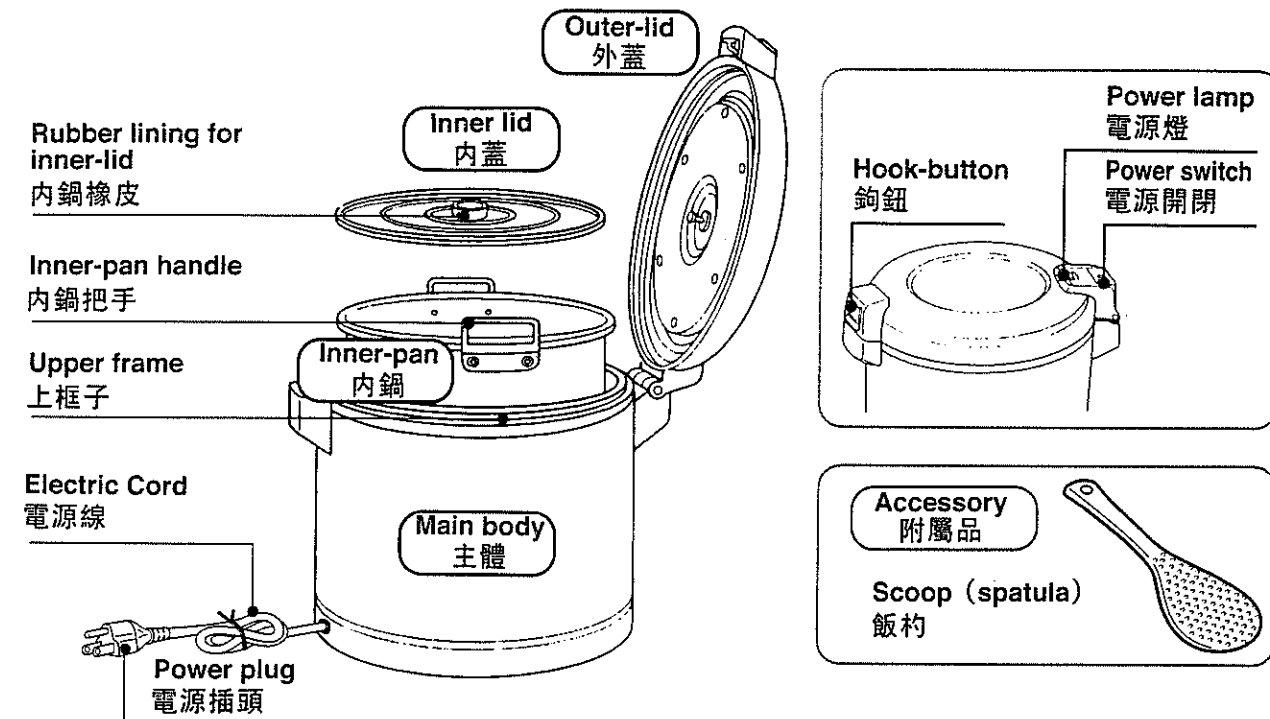
**! CAUTION / 注意**

|                                                                                       |                                                                                                                                                                                                          |                                                   |
|---------------------------------------------------------------------------------------|----------------------------------------------------------------------------------------------------------------------------------------------------------------------------------------------------------|---------------------------------------------------|
|    | <b>Use only the inner pan exclusively made for this rice warmer.</b><br>Using any other inner pans may result in overheating or malfunctioning.                                                          | 禁止使用專用內鍋以外的其他產品。<br>否則會導致出現過熱、故障。                 |
|    | <b>Unplug the AC cord when the rice warmer is not in use.</b><br>Leaving the AC cord plugged may degrade insulation, resulting in injury, burns, electric shock, leakage, or fire.                       | 不使用時應從電源插座上拔下插頭。<br>否則會導致傷害和燙傷，因絕緣退化引起觸電、漏電火災的危險。 |
|    | <b>Be sure to hold the plug when disconnecting the AC cable from the AC outlet.</b><br>Noncompliance to this instruction may result in electric shock or short-circuiting, resulting in a fire.          | 拔電源插頭時，務必要手持插頭部分，禁止拉拽電源線。<br>否則會導致發生觸電或短路現象而起火。   |
|    | <b>Do not touch hot parts while or immediately after warming rice.</b><br>Touching hot parts may result burns.                                                                                           | 使用過程中或剛剛使用後不要觸摸高溫部位。<br>否則會導致燙傷。                  |
|   | <b>Do not use the rice warmer near a heat source or where it may be splashed with water.</b><br>Heat or water may cause short-circuiting, leakage, deformation of the rice warmer, fire, or malfunction. | 請勿在會淋到水或靠近煙火之處使用。<br>否則會導致引起觸電、漏電、火災和故障。還會使主體部變形。 |
|  | <b>Do not use the rice warmer in an unstable place or on a carpet easily affected by heat.</b><br>Doing so may result in a fire.                                                                         | 禁止在不穩定或耐熱性差的鋪墊上使用。<br>否則會導致引起火災。                  |
|  | <b>Wash &amp; clean rice warmer after it has cooled down.</b><br>Touching a hot part may result in burns.                                                                                                | 待電飯鍋冷卻後再刷洗。<br>觸摸高溫部位會引起燙傷。                       |
|  | <b>Do not touch the hook button when carrying the rice warmer.</b><br>Otherwise, the lid may open, resulting in injury or burns.                                                                         | 移動電飯鍋時，禁止觸碰開蓋鉤鈕。<br>鍋蓋打開會導致受傷或燙傷。                 |

**NOTICE / 留意**

|                                                                                                                                                                                                          |                                                             |
|----------------------------------------------------------------------------------------------------------------------------------------------------------------------------------------------------------|-------------------------------------------------------------|
| <p><b>Handle with care.</b></p> <p>Dropping the rice warmer or applying strong shock to it may cause injury or malfunctioning of the rice warmer.</p>                                                    | <p>小心使用。</p> <p>禁止掉落、撞擊。否則會導致傷害或出現故障。</p>                   |
| <p><b>Do not connect several electrical appliances to a single AC outlet.</b></p> <p>Doing so may result in fire.</p>                                                                                    | <p>不要使用分路插座。</p> <p>否則會導致引起火災。</p>                          |
| <p><b>Remove scorched rice and grains of rice.</b></p> <p>If rice is scorched or grains of rice are left on the pan, resulting in malfunctioning or failure to warm rice properly.</p>                   | <p>要清除燒焦在鍋上的鍋巴和米粒。</p> <p>否則會導致出現故障。</p>                    |
| <p><b>Do not touch the inner lid, inner container, or the interior of the main body while keeping rice warm.</b></p> <p>Keep out of reach of children and infants.</p>                                   | <p>保溫時，請勿用手觸摸蓋頂部、內部容器和主體的外側。</p> <p>特別注意不要讓幼兒觸摸。</p>        |
| <p><b>Do not cover the rice warmer with a towel while warming rice.</b></p> <p>Otherwise, the rice warmer body or lid may be deformed or discolored.</p>                                                 | <p>煮飯過程中不要用擦碗布覆蓋鍋蓋。</p> <p>否則會導致使電飯鍋及鍋蓋變形、變色。</p>           |
| <p><b>Do not wash the entire rice warmer.</b></p> <p>Do not wash the entire rice warmer or pour water into the warmer or its bottom. Such handling may result in short-circuiting or electric shock.</p> | <p>禁止水洗主體。</p> <p>禁止用水沖洗主體。禁止主體內部和底部浸水。否則會導致引起短路、觸電的危險。</p> |

**Each parts name & its function**  
各部門之名稱及作用



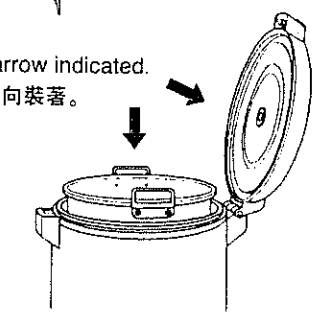
**Set inner-pan and inner-lid**  
How to set and remove inner-lid.

- Set inner-lid.  
Push-in inner-lid with readable inscribed words facing toward you.
- Remove inner-lid.  
Pull as illustrated, always use both hands horizontally & equally on left / right & pull toward yourself. If pulled with one-hand, inner-lid will deform, causing vapor-leakage. Kindly be aware.

**安裝內鍋及內蓋。**  
怎樣安裝及拆卸脫內蓋。

- 安裝內蓋。  
推進內蓋，此時內蓋的字要能讀，及字要相對本身。
- 拆卸脫內蓋。  
必要用雙手左右平行的拉內蓋相對著自己，此時請照著圖面。如果用單手拉，內蓋會變形，可能引起漏蒸氣的原因。請注意。

- Each section, set properly as arrow indicated.
- 安裝各部門時，請照著矢印的方向裝著。



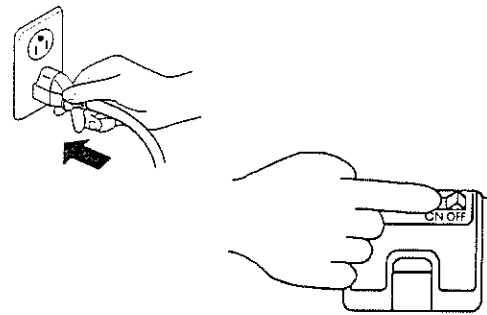
## Usage procedure 用途及使用過程

### 1 Plug in power-plug.

- Power-source-lamp is lit.
- Pre-heat for 30 minutes.
- Jar is warmed eliminating occurrence of dew.

#### 1 插入電源插頭。

- 電源燈點亮。
- 預熱30分。
- 鍋、溫暖之後能減少結露的出現。




### 2 Fill rice into inner-pan and set it into main-body.

- Fill "freshly-cooked-rice" into inner-pan before it cools.
- Hold handles of inner-pan and quietly put it into main-body.

#### 2 放飯進入內鍋後，裝此上主體。

- 既“新炊之飯”還沒冷之前，充添他進入在主體內的內鍋。
- 拿著搖柄(把手)，輕靜的放入他進主體。

- When setting do not drop inner-pan or rotate it inside the main-body. This may cause deformation & scratches on inner-pan.
- Do not put cold-rice or leave scoop inside. This may corrode rice.
- 裝內鍋在主體內時，不要從上邊投下，或旋轉他。可能引起傷或鍋的變形。
- 不要放冷的米飯或杓子在內鍋。此能引起飯的腐壞與變味。



### 3 Close outer lid. → start "keep-warm".

Adequate time within 12 hours.

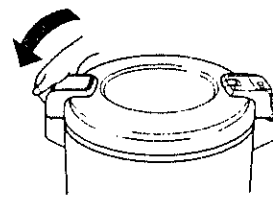
- Close outer-lid gently until it "clicks".

#### 3 開閉外蓋→保溫開始

適當保溫是12小時之內。

- 輕輕地關閉外蓋，至到有“喀噠”的聲音。

- When raising "JAR", do not push "Hook-button" otherwise, outer-lid will be opened.
- 要抬起鍋時，不可推按鉤鈕，因外蓋會被開上來。



### 4 After use.

- ① Power switch to "OFF".
- ② Pull out plug from power-socket.

#### 4 使用後

- ① 電源開關到“OFF”
- ② 拔出電源插頭。




注意

Always remove plug holding plug-head. If not may cause shock, short-circuit or fire.  
必拿著插頭從電源拔出插頭。否則能引起觸電、短路漏電、火災的危險。

## How to deliciously "keep-rice-warm" 飯的美味“保溫”方法

### Fill "freshly-cooked-rice" into inner-pan before it cools.

- Put-in as much "freshly-cooked-rice" into pan to "keep-warm" increases the length-of-time for keeping delicious rice.

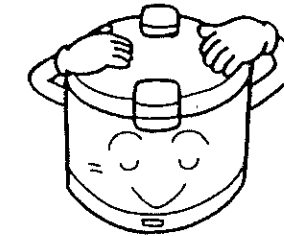


既“新炊之飯”還沒冷之前，充添他進入主體內的內鍋。

- 極力地放多一點“新炊煮之飯”進內鍋。此能延長保持保溫之美味飯的時間。

### Close lid firmly.

- If not firmly closed, rice dries, changes color, causing smell.
- Do not leave any grains of rice on inner-pan rim. Always remove it.
- Keep the time for opening lid as short as possible.

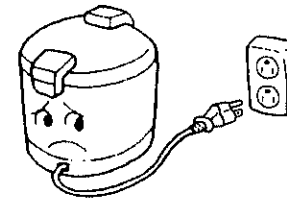


確實的關閉蓋。

- 如果蓋沒確實地關好，飯會乾燥、變色、引起臭味。
- 如果有飯粒在內鍋淵邊，必要除掉他。
- 極力地減少蓋開的時間。

### When unplugged power, make sure to plug-back into power-source quickly.

- When temperature decreases, it causes decoloration of rice.

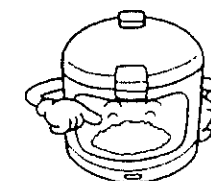


插頭從電源拔出時，極力快點地，再插入電源插座。

- 溫度降下會引起白米飯的變色。

### How to maintain low-quantity of rice in "keep-rice-warm" state.

- To keep low-quantity of rice, at "keep-rice-warm", pile them in the center of pan and serve it as-soon-as possible.



什樣保溫少量的白米飯。

- 少量的白米飯，要保溫時，必將飯放堆在內鍋的中央。(看圖)

### Never do the following "keep-rice-warm", as it may cause: smell, dryness, decoloration, corrosion of inner-pan.

- "Keep-warm" cold-rice or, adding rice.
- Keeping scoop (spatula) in pan and perform "keep-warm".
- "Keep-warm" for more than 12-hours.
- "Keep-warm" other than plain-white-rice.

千萬不能做此下“保溫”作為，因為可能會引起：臭味、乾燥、變色、內鍋腐壞。

- 保溫冷米飯，或充填別的飯。
- 放杓子在內鍋裡，施行“保溫”。
- 舉行“保溫”超過12小時。
- “保溫”白米飯以外的飯。


## Cleaning & Maintenance 清洗及保養方法

Pull-out and remove plug from power-source.  
Wait until main-body cools.

- Always clean inner-pan, inner-lid, and dew-receiver; keep it clean. Insufficient will cause corrosion, and smell.

從電源拔出插頭，等待到主體冷卻。

- 保持內鍋、內蓋、霧皿清潔。不充足地清潔能引起腐蝕、或臭味。



Only use kitchen detergents.

DO NOT USE  
Thinner  
Cleanser  
Chemical wiper  
Nylon scrubber

唯一的使用廚房洗劑，此外請不要用。

禁用

稀釋劑：沖淡劑  
砂洗劑  
化學絨巾  
尼龍炊帚



### Main-body

Wipe dirt / dust with damp cloth which is strongly squeezed.

- Never put water in the interior of main-body.

### 主體

把毛巾絞乾後，來抹灰塵，除掉污塵。

- 絕對不能放水進主體內。



**WARNING**  
警告



Never immerse cooker in water or spray it with water. It may cause short-circuit and electric-shock.  
禁止水浸，水洗或噴水。否則導致短路和觸電。

### Inner-pan, inner-lid

Use soft sponge to wash and wipe-off water dampness.

- Do not put dishes into inner-pan and wash them together.

### 內鍋，內蓋

用柔海棉布洗後，抹乾水分。

- 絕對不能放食器在內鍋，一起洗。

### Spatula (scoop)

Use soft sponge to wash and wipe-off water dampness.

- Do not immerse in hot water as it may deform. Always use luke-warm water.

### 杓子

用柔海棉布洗後，抹乾水分。

- 禁止浸熱水。否則會引起變形。必用半熱水清洗。

### How to remove smell (deodorize)

The best is to clean regularly and thoroughly but when smell adhere to body, use the following methods.

- ① Pour hot water into inner pan up to seven-tenths or eight-tenths. Keep it warm for 2 to 3 hours in the warming mode.
- ② Clean the inner-pan with kitchen-use synthetic detergent. Rinse it sufficiently.
- ③ Immersed duster in hot-water and squeeze tightly then wipe outer-lid, inner-lid and upper-frame / rim thoroughly.
- ④ Dry main-body and all other parts in a well ventilated place.

### 消除異臭味的方法

最好是常常清洗，但，萬一異臭味著主體、飯鍋，請用次下方法：

- ① 向內鍋內注入熱水至7~8成左右，使用普通保溫放置2~3小時。
- ② 先用廚房洗淨劑清洗內鍋後，再用清水沖洗乾淨。
- ③ 浸毛巾布在熱水，把毛巾絞乾後，抹外蓋、內蓋和上框子。
- ④ 將主體、各部品放置良好的通風處，使其乾燥。

## Is it mal-functioning? (Trouble-shooting) 真出了問題麼?

Check the following before requesting repair-service. Contact the dealer where you purchased the product if the problem is not solved even though you have performed the following actions. If water or rice-grain is caught inside, contact dealer.

在委託修理之前，請檢點以下事項。  
檢點處理後如不能復原，請惠詢經銷店。



**WARNING**  
警告



Never attempt to repair or disassemble. Unauthorized repair may lead to a dangerous accident. May cause fire or abnormal reactions.  
禁止自行修理以免發生危險。可能引起火災、異常反應。

| Causes                                                  | Rice has          |                 |              |
|---------------------------------------------------------|-------------------|-----------------|--------------|
|                                                         | smell; (ill odor) | dryness; grainy | color change |
| Quantity of cooked-rice not enough.                     |                   | ●               | ●            |
| Keep-warm time exceeded 12-hours.                       | ●                 | ●               | ●            |
| Cold-rice was "kept-warmed".                            | ●                 |                 |              |
| Kept spatula in pan when "keep-warm".                   | ●                 |                 |              |
| Forgot to put inner-lid onto pan.                       |                   | ●               |              |
| Rice scorches & grains on inner-lid & main-body.        |                   | ●               | ●            |
| In-sufficient rice-washing at the time of cooking rice. | ●                 |                 |              |
| Water quantity mistaken when cooked rice.               |                   | ●               |              |
| Forgot to put in power switch to "ON".                  | ●                 |                 |              |

| 在此狀況下<br>原因    | 飯有 |             |    |
|----------------|----|-------------|----|
|                | 臭味 | 乾燥、一粒一粒(分粒) | 變色 |
| 白米飯量不足。        |    | ●           | ●  |
| 保溫時間超過12小時。    | ●  | ●           | ●  |
| 保溫了冷飯。         | ●  |             |    |
| 保溫時，內鍋裏有杓子。    | ●  |             |    |
| 忘記了放內蓋上內鍋。     |    | ●           |    |
| 內蓋上或主體上有焦糊和飯粒。 |    | ●           | ●  |
| 炊煮飯時，洗米不足。     | ●  |             |    |
| 炊煮飯時，水量不足。     |    | ●           |    |
| 忘記了開電源，至 "ON"。 | ●  |             |    |

### Specifications / features

| Size                                  | 7.2-Litres (40-Cups) | 9.0-Litres (50-Cups) |
|---------------------------------------|----------------------|----------------------|
| "Keep-rice warm" capacity (approx.) L | 40-Cups              | 50-Cups              |
| Power source                          | AC 120V 60Hz         |                      |
| Electric consumption (W)              | 77.5                 | 88                   |
| Average electric consumption (W)      | 45                   | 48                   |
| Outer dimensions (approx.) cm         | Width                | 48.1                 |
|                                       | Depth                | 39.5                 |
|                                       | Height               | 34.1                 |
| Weight (approx.) kg                   | 6.3                  | 7.1                  |

- The keep-warm rice capacity is the amount of rice which can be kept in inner-pan before cooking rice.
- The electricity consumption of keep-warm is measured at room-temperature 20°C; Voltage 120V; at full-capacity amount; taking average figures.

### 特點及規格

| 容量          | 7.2升 (40-cups杯) | 9.0升 (50-cups杯) |
|-------------|-----------------|-----------------|
| 保溫米飯容量(約一升) | 40-杯            | 50-杯            |
| 電源          | 交流 120V 60Hz    |                 |
| 消費電力 (W)    | 77.5            | 88              |
| 平均消費電力 (W)  | 45              | 48              |
| 外寸(約) cm    | 寬度              | 48.1            |
|             | 深度              | 39.5            |
|             | 高度              | 34.1            |
| 重量(約) kg    | 6.3             | 7.1             |

- 保溫米飯容量是沒炊煮飯前，一次能放在內鍋裏的白米之容量。
- 消耗電力是在室溫20°C，電壓120V，滿量保溫米計測之平均數值。