

PYRAMAT®



OWNER'S MANUAL

**Read and understand this entire manual before using!
For assistance contact Pyramat. DO NOT RETURN TO STORE.**

Item Numbers:
10174440 blue
10174461 pink

Congratulations on the purchase of your Pyramat G-Flex Game Booster. The G-Flex is a comfortable, rockable chair that delivers a powerful audio experience designed to intensify your enjoyment of games, movies, music and more. To ensure the best results, please read this manual completely before operating your G-Flex, and retain it for future reference.

CONTENTS

Safety Warnings	1
Before You Begin.....	2
Features.....	2
Set-Up.....	3
Connection Methods.....	3 - 4
Troubleshooting Guide.....	5
Warranty.....	6

SAFETY WARNINGS

⚠ WARNING: The Pyramat G-Flex is intended for indoor use only. TO REDUCE THE RISK OF FIRE OR SHOCK HAZARD, DO NOT EXPOSE THIS PRODUCT TO RAIN OR MOISTURE.

- Do not expose to direct sunlight or extreme temperatures.
- Adult supervision is required for set-up.
- Excessive use of audio equipment at high volume may lead to hearing loss. Listen responsibly and use common sense.
- Do not mix old and new batteries. Do not mix alkaline, standard (carbon-zinc), or rechargeable (nickel-cadmium) batteries.
- Children under 13 should not use this product without parental supervision.
- DO NOT wash or soak the G-Flex with water. If cover becomes wet, remove batteries immediately and do not use until totally dry.

The G-Flex is compatible with:

- All gaming consoles (including Xbox 360 and Playstation 3)
- MP3 players
- TVs, DVDs, VCRs
- Portable gaming devices (including Nintendo DS, Nintendo DS Lite, and PSP)

Need Help? Visit our website at **www.pyramat.com**, send an e-mail to **service@pyramat.com** or call toll-free at **877-591-1012**.

BEFORE YOU BEGIN

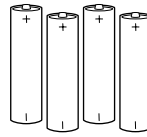
Remove the G-Flex from the box. Check to make sure you have all the parts shown below and that all items are in good condition.



11 ft. red and white
RCA audio cable



3 ft. RCA to mini audio cable



2.5 mm mini
plug adapter

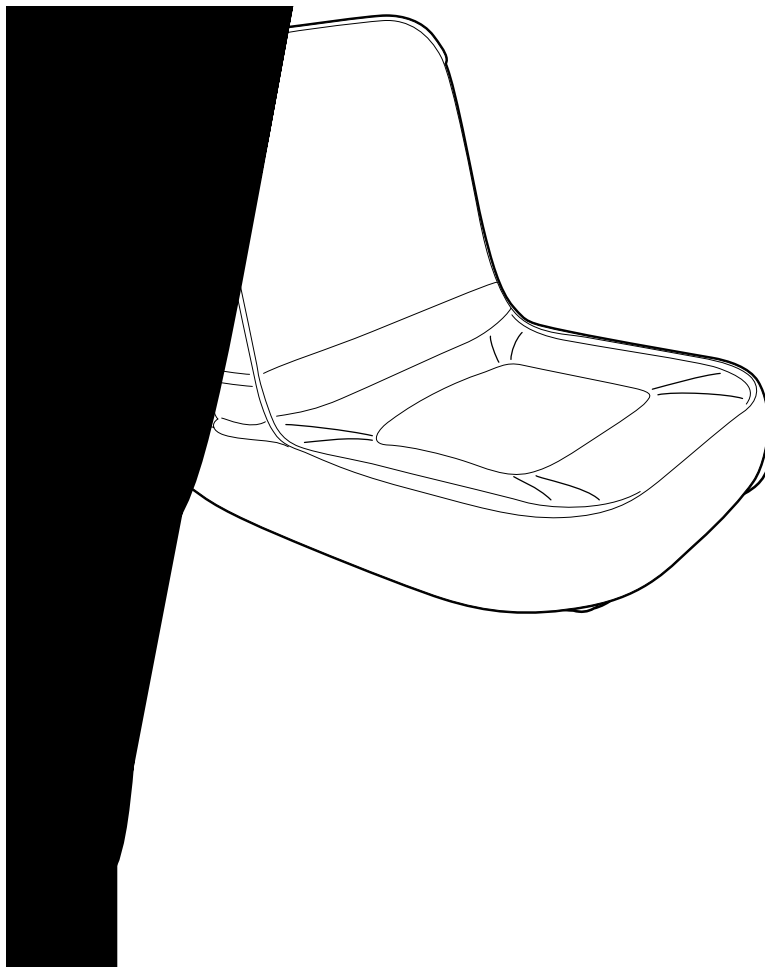



3.5 mm mini plug
to RCA plug adapter




(2) RCA audio cable
extenders

FEATURES

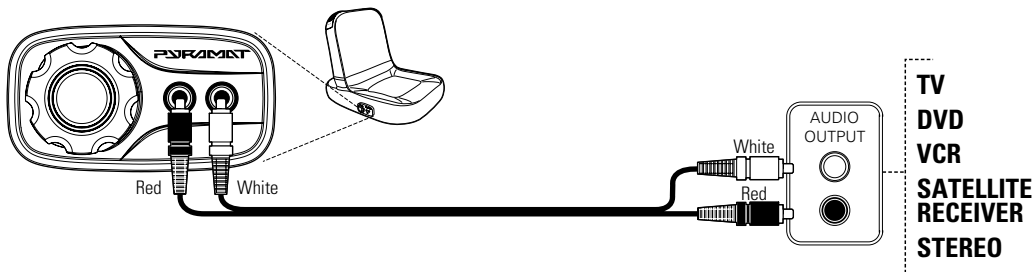




CONNECTION METHODS



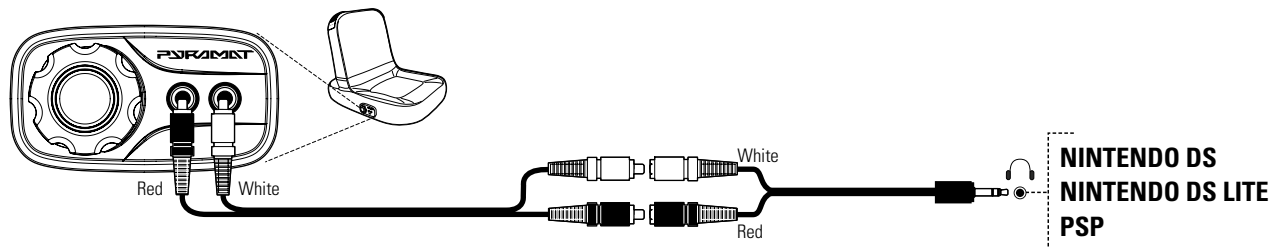
Yellow



Connect the audio/video device.

Note: Connection must be made to an AUDIO OUTPUT source. The red and white audio connections on the front of most devices are AUDIO INPUT. SOUND WILL NOT PLAY FROM AN AUDIO INPUT SOURCE.

Handheld Game Device Connection



Connect th handheld game device.

TROUBLESHOOTING GUIDE

Problem	Possible Cause	Solution
Unable to hear sound.	The RCA audio cables are not connected properly.	Check the connection on your audio/video device. The RCA cables should be connected to the AUDIO OUTPUT jacks. Check the connection on your rocker. The RCA cables (red and white) must be in the input jacks.
	The batteries are old or not installed properly.	Check to make sure the batteries are working. The power light on the control panel should be on when batteries are installed correctly and have a full charge.
Unable to connect to the gaming console.	Cables are incorrectly connected.	Check that the console's RCA audio cables are connected to the G-Flex's RCA audio cables (red to red and white to white).
		Check that the G-Flex RCA audio cables (red and white) are connected to the AUDIO INPUT jacks on the rocker.
	Your video game console has a coaxial cable instead of an RCA audio cable.	Check that the console's RCA video cable (usually yellow) is connected to the input jack on the TV. If your video game console has an RCA audio cable, then connect the RCA audio cable extenders to the red and white audio cables from the video game console. Connect the supplied RCA audio cable to the video game console's red and white audio cables and plug into the input jacks on the G-Flex. Use the instructions provided by the video game console's manufacturer to hook up the video game console to an intermediary device (such as a TV, DVD, VCR, satellite receiver, etc.). Your intermediary device must have both a coaxial input jack (the standard jack for cable TV) and an RCA audio output jack. Purchase an RCA replacement cable directly from the console manufacturer.
Sound only plays from one speaker.	RCA cables are incorrectly connected.	Check that all RCA audio connections are correct – red to red, white to white.
	Audio/video device has a single MONO audio output (a common problem when connecting to an older TV or VCR).	If your audio source is mono only, as found mainly on older model TVs and VCRs, an RCA "Y" adaptor (1 male to 2 male, not included) is needed to send the signal to both speakers. Please note: the use of this type of adapter will not produce a true stereo sound. For optimal performance, it is recommended that you connect your G-Flex to stereo outputs only.
No sound will play from the G-Flex.	RCA audio cables are incorrectly connected.	RCA audio cables (red and white) must be plugged into AUDIO OUTPUT jacks in the source device (TV, VCR, etc.). If you are plugging the cables into the jacks in the front of your TV, these are most likely AUDIO INPUT jacks.
Missing or broken cables or mini adapters.		Replace items immediately. Replacement cables and mini adapters can be purchased at your local audio accessory dealer.

Need Help? Visit our website at www.pyramat.com, send an e-mail to service@pyramat.com or call toll-free at **877-591-1012**.

G-Flex Game Booster Limited Warranty

Pyramat warrants this product and any included accessories against defects in material and workmanship for a period of 90 days from the date of first consumer purchase. This warranty is enforceable only by the original purchaser. ALL DAMAGED OR MISSING PARTS MUST BE REPORTED WITHIN 14 DAYS OF PURCHASE.

This warranty covers all defects in materials and workmanship, but DOES NOT COVER the following:

1. Damage, deterioration or malfunction resulting from:

a. Acts of God, accident, misuse, abuse, negligence, improper installation, maintenance or operation, or failure to follow the instructions contained in this manual.

b. Any shipment of the product (claims must be presented to the carrier).

c. Repair, attempted repair or modification by anyone other than the Pyramat Service Center.

2. Any unit which has been altered or on which the serial number has been defaced, modified or removed.

3. Any unit used for industrial or commercial purposes.

4. Products sold AS IS or WITH ALL FAULTS, or consumables (such as fuses or batteries).

5. Customer installation, set-up, adjustments or signal reception problems.

Pyramat will repair or replace (at its discretion) units covered by this warranty, without charge to the consumer for labor or materials. CONSUMER IS RESPONSIBLE FOR ANY INSTALLATION OR REMOVAL CHARGES AND ANY INITIAL SHIPPING CHARGES. However, we will pay the return shipping charges to any destination within the United States if repairs are covered by the warranty.

REPAIR OR REPLACEMENT AS PROVIDED UNDER THIS WARRANTY IS THE EXCLUSIVE REMEDY OF THE CONSUMER. PYRAMAT SHALL NOT BE LIABLE FOR ANY INCIDENTAL OR CONSEQUENTIAL DAMAGES FOR BREACH OF ANY EXPRESS OR IMPLIED WARRANTY ON THIS PRODUCT. EXCEPT TO THE EXTENT PROHIBITED BY APPLICABLE LAW, ANY IMPLIED WARRANTIES, INCLUDING WARRANTIES OF MERCHANTABILITY AND FITNESS FOR A PARTICULAR PURPOSE, ARE LIMITED IN DURATION TO THE LENGTH OF THIS WARRANTY.

Some states do not allow the exclusion or limitation of incidental or consequential damages, or allow limitations on how long an implied warranty lasts, so the above limitations may not apply to you.

TO OBTAIN WARRANTY SERVICE


For service assistance, product information, or to locate the dealer nearest you, please call or write:

Pyramat Service Center
877-591-1012
service@pyramat.com

For further information on how to order accessories for this product or other Pyramat products, please visit our website at **www.pyramat.com**.

IMPORTANT

For your records, save your original sales receipt with this manual and write the serial number here.



**If you have problems with your G-Flex,
DO NOT RETURN TO STORE.
Follow instructions in this manual.
Failure to follow these instructions may damage
your G-Flex and void your warranty.**

Need Help? Visit our website at www.pyramat.com, send an e-mail to service@pyramat.com or call toll-free at **877-591-1012**.

Printed in China for:
Pyramat, LLC
PO Box 3610
Cerritos, CA 90703
© Copyright 2006 Pyramat, LLC