

Technical data sheet for

ELECTRIC GRIDDLE 1200mm

GP8120E-B, GP8120E-CB, GP8120E-LS, GP8120E-RB



GP8120E-LS

- Heavy-duty thermostatic electric griddle
- 20mm thick griddle plate
- Ribbed plate options
- Chromed mirror plate options
- Top weld sealed plates
- 16.2kW heating elements
- Separate left, centre and right heat zones
- 3 models of base unit
- 1 model of ventilated refrigeration base with drawer/door options
- Stainless steel exterior
- Easy clean
- Easy service
- Fully modular

Overall Construction

GRIDDLE

- 20mm thick machined top plates standard
- Optional ribbed plate sections
- Optional mirror finish hard chrome plates
- 2.5mm thick 304 stainless steel splash guards sides and rear
- 2.0mm thick grease channel
- Dual thermostatic control zones
- Welded hob surround with 1.5mm 304 stainless steel bull nose
- Splashback and side panels 1.2mm 304 stainless steel
- Front panels 0.9mm 304 stainless steel
- Stainless steel grease drawer
- Overlapping finish at front and rear of plate for easy clean

BENCH MOUNT (SUPPLIED AS -B MODEL)

- Four 63mm dia. heavy-duty 1.2mm 304 stainless steel bench legs with adjustable feet.
- Adjustable height 80mm – 105mm

CABINET BASE (SUPPLIED AS -CB MODEL)

- Fully modular for match suite finish
- Double skin 0.9mm 304 stainless steel interior and exterior
- Optional GN 1/1 4 position racking kit (1 or 2 cabinet bays)
- Up to eight 65mm GN 1/1 capacity
- 63mm dia. heavy-duty 1.2mm 304 stainless steel legs with adjustable feet

LEG STAND (SUPPLIED AS -LS MODEL)

- Fully modular for matched suite finish
- Framed top for connection to Griddle
- 63mm dia. heavy-duty 1.2mm 304 stainless steel legs with adjustable feet
- Fully modular framed stand shelf with 0.9mm 304 stainless steel finish
- Quick assembly design (no tools required)

REFRIGERATED BASE (SUPPLIED AS -RB MODEL)

- Self contained suite matched modular base
- Ventilated system with R134a refrigerant
- -2° to +8°C temperature (Tropical Climate rated)
- Two GN 1/1 drawers and one door standard
- 100mm deep pan drawer capacity
- Heavy-duty European telescopic drawer guides
- Magnetic drawer gaskets (replaceable without tools)
- 50mm fully foamed CFC free insulation
- 304 stainless steel exterior and interior
- Anti-corrosion treated evaporator
- No condensate drain required
- 63mm dia. heavy-duty 1.2mm 304 stainless steel legs with adjustable feet
- Condensing unit removable through front of unit for service
- Easy clean interior

Controls

GRIDDLE

- Separate left, centre and right side heat zones
- Three 50-300°C thermostats
- Large easy use control knob - heat resistant reinforced
- Easy view control settings on knob
- Indicator lights for power and heating

REFRIGERATED BASE

- Digital control electronic thermostat
- Automatic defrost
- Automatic evaporation of defrost water
- -2° to +8°C temperature range

Cleaning and Servicing

- All models with easy clean stainless steel external finish
- Plate is finished front and rear with overlap construction to remove cleaning traps
- Control service through front of unit

Technical data sheet for ELECTRIC GRIDDLE 1200mm

Specifications

GRIDDLE

Elements

9 x 1.8kw stainless steel sheathed heating elements

Electrical requirements

16.2kW

400-415Vac, 50/60Hz, 3P+N+E

Phase loading

L1 22.5A

L2 22.5A

L3 22.5A

Plate

Cooking surface 1192mm x 530mm, 6318cm²

Electrical connection

130mm from LH side, 32mm from rear, and 655mm from floor

REFRIGERATED BASE

Type

Ventilated system

Refrigerant

R134a (160grams)

Climate classification

T - tropical

Electrical connection

220-240Vac, 50Hz, 1.8A, 1P+N+E

3 pin 10A plug cordset fitted

DIMENSIONS

Bench models

Width 1200mm

Depth 805mm

Height 315mm

Incl. splashback 530mm

All models (excluding Bench model)

Width 1200mm

Depth 805mm

Height 915mm

Incl. splashback 1130mm

PACKING DATA

Bench and Leg Stand models

0.71m³

Width 1240mm

Depth 865mm

Height 665mm

Cabinet Base and Refrigerated Base models

1.37m³

Width 1240mm

Depth 865mm

Height 1255mm

OPTIONS AT EXTRA COST

Joining caps

Castors

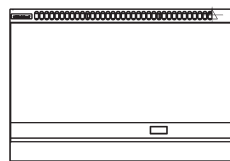
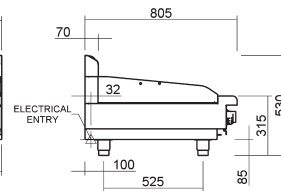
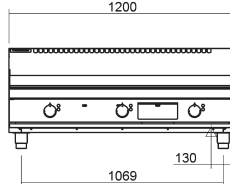
Plinth mounting

Ribbed plate options

Chromed plate options

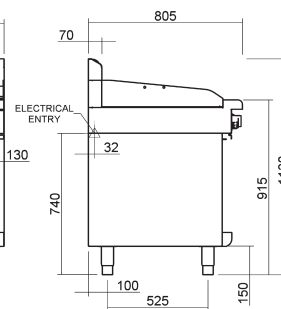
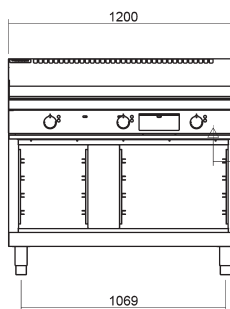
GP8120E-B

BENCH MODEL



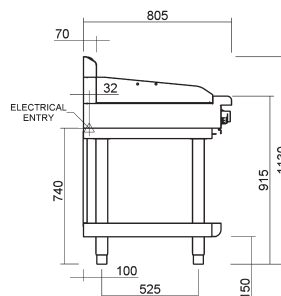
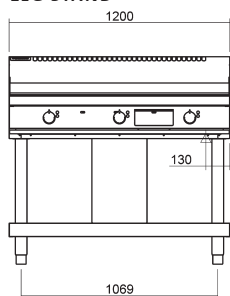
GP8120E-CB

CABINET BASE



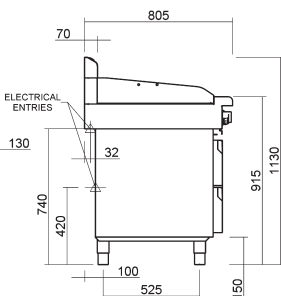
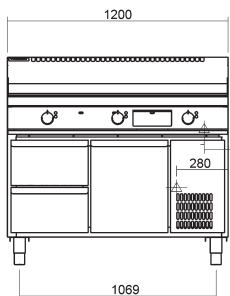
GP8120E-LS

LEG STAND



GP8120E-RB

REFRIGERATED BASE



MOFFAT

Australia
www.moffat.com.au
New Zealand
www.moffat.co.nz

Australia
Moffat Pty Limited

Victoria/Tasmania
740 Springvale Road
Mulgrave, Victoria 3170
Telephone 03-9518 3888
Facsimile 03-9518 3833
vsales@moffat.com.au

New South Wales
Telephone 02-8833 4111
nswsales@moffat.com.au

South Australia
Telephone 03-9518 3888
vsales@moffat.com.au

Queensland
Telephone 07-3630 8600
qldsales@moffat.com.au

Western Australia
Telephone 08-9562 0263
jberent@moffat.com.au

New Zealand
Moffat Limited

Christchurch
Telephone 03-389 1007
sales@moffat.co.nz

Auckland
Telephone 09-574 3150
sales@moffat.co.nz



ISO9001
Quality
Management
Standard

Designed and manufactured by

MOFFAT

ISO9001
All Waldorf products are designed and manufactured by Moffat using the internationally recognised ISO9001 quality management system, covering design, manufacture and final inspection, ensuring consistent high quality at all times.

In line with policy to continually develop and improve its products, Moffat Limited reserves the right to change specifications and design without notice.