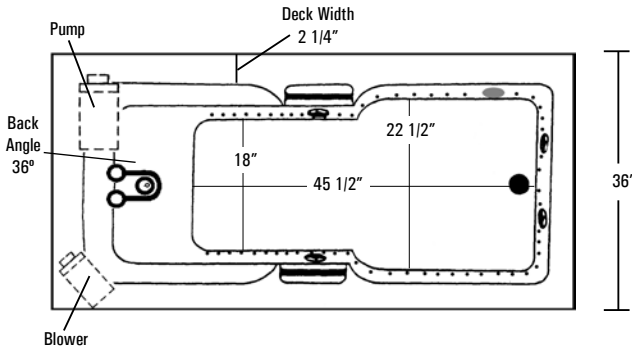


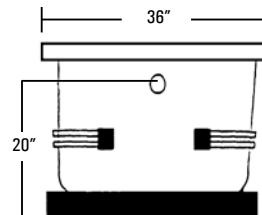
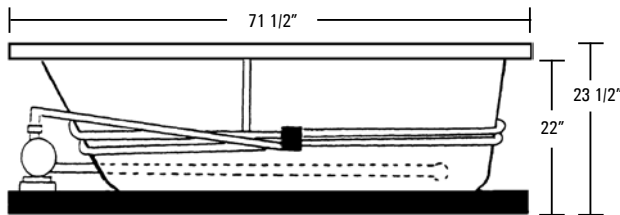

LUXEAIR 28

AQUATIC

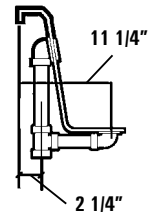
LUXEAIR SERIES MODEL # AI28LUX7236



No alternate pump/blower locations available.



Rough-In Plumbing Measurements



SPECIFICATIONS:

GENERAL SPECIFICATIONS:

Tub Size	71 1/2" x 36" x 23 1/2"
	182 cm x 91 cm x 60 cm
Bathing Well	45 1/2" long
	22 1/2" wide
	20 3/4" interior depth
Shipping Weight	258 lbs. / 117 kg
Tub Weight Filled	935 lbs. / 424 kg
Weight w/Equipment	188 lbs. / 85 kg
Gallons to Overflow	90 gal. / 341 L
Gallons to Operate	71 gal. / 269 L

ELECTRICAL SPECIFICATIONS:

Pump	1.75 HP; 12 AMP; 110V
Inline Heater	1.5 kW; 12.5 AMP; 110V
Requirement	1-15 AMP 2 pole, separate circuit required protected with Class A GFCI
Blower	1 HP; 10.5 AMP; 110V
Requirement	1-15 AMP 1 pole, separate circuit required protected with Class A GFCI

This whirlpool will need to be hard wired to the breaker box. Three outlets will be supplied on the whirlpool.

STANDARD EQUIPMENT:

7 Hydrotherapy Jets including:

- 4 Full Size Pressure-Flo Hydrotherapy Jets
- 2 StressEaz Neck & Shoulder Therapy Jets
- 1 Recessed Rotary Massage Jet

Air Bath System:

- 58 Air Jets
- 1 HP Variable Speed Air Blower with 20-Minute Timer
- Electronic Control Panel
- 3 Massage Settings: Constant, Wave and Pulse
- Automatic Purge and Dry Cycle
- 600 Watt Air Heating System

Aquatic Quality Features:

- 1.75 HP Run-Dry Pump with 20-Minute Timer
- 1.5 kW Inline Maintenance Heater
- "Quiet Pad" Anti-Vibration Pump Mount for Quiet Pump Operation
- 2 Color Matched Grab Bars
- 2 Arm Rests
- Slip Resistant Floor
- Pre-leveled ABS Support Base
- Heat-bent Rigid PVC Piping for Optimum Sanitary Conditions
- Durable, Easy to Clean, Lucite® Cast Acrylic Surface
- Available in 8 Standard No-Charge Colors

UL & IAPMO Listed, Factory Tested Limited Lifetime Warranty

OPTIONAL EQUIPMENT:

- Chromatherapy LED Lighting
- Comfort Pillow - Oval or Rectangle
- Jet Finish
 - Chrome, Polished Brass, Gold, Polished Nickel or Satin Nickel
- Grab Bar
 - White, Biscuit, Chrome, Polished Brass, Gold, Polished Nickel, Satin Nickel or Oil Rubbed Bronze
- Lift & Turn Waste and Overflow
 - Chrome, Polished Brass, Gold, Polished Nickel, Satin Nickel or Oil Rubbed Bronze
- Cable Drive Waste and Overflow
 - Chrome, Polished Brass, Gold, Polished Nickel, Satin Nickel, Oil Rubbed Bronze or Color Matched (Bone, White and Biscuit Only)
- Hand Held Jet - Chrome or Polished Brass
- Factory Installed Rigid ABS Tile Flange
- Color Matched Acrylic Skirt
- Premium Colors

All acrylic colors featured by Aquatic match the industry's leading fixture manufacturers.

Fax-On-Demand Document # 1212



The manufacturer accepts a 1/4" variance. There are variations on each tub and specifications are subject to change as we improve upon our product as required. The dimensions needed for site preparation and structure building should be measured from the tub; Aquatic Industries, Inc. assumes no responsibility for preparatory work. www.aquaticwhirlpools.com 800.555.5324