

**Fisher-Price®**

**K6670**



**Wagon**



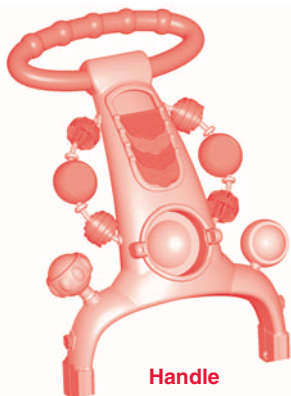
**Walker**

**Brilliant  
BASICS™**

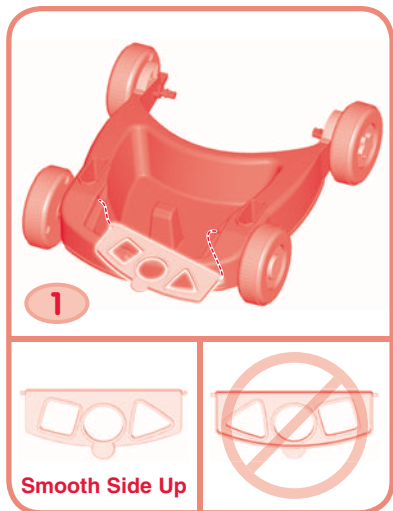
Developmental classics  
enrich baby's play

[www.fisher-price.com](http://www.fisher-price.com)

## Parts




## Assembly



- Position the shape sorter with the smooth outer edge facing up.
- At an angle, fit a peg on one side of the shape sorter into the hole in the base.
- While bending the shape sorter slightly, fit the other peg into the other hole in the base.

## Assembly



- “Snap” the hubs to the back of the base, as shown.



- At an angle, insert a peg on the roller ball into the socket in the front of the handle. Then, push to “snap” the other peg on the roller ball into the other socket in the handle.

*Hint: You can assemble the handle in either of two positions: Walker or Wagon.*



- Press the buttons on the side of the handle and “snap” the handle into the openings in the base.



- Press the buttons on the side of the handle and “snap” the handle into the openings in the hubs.

## Consumer Information

- Please keep this instruction sheet for future reference, as it contains important information.
- Adult assembly is required.
- No tools needed for assembly.
- Wipe this toy with a clean cloth dampened with a mild soap and water solution.



### CONSUMER ASSISTANCE

Call toll free: 1-800-432-5437 (US & Canada only)  
M-F 9AM to 7PM / SAT 11AM to 5PM (EST)



[service.fisher-price.com](http://service.fisher-price.com)

Write to us at: Fisher-Price® Consumer Relations,  
636 Girard Avenue, East Aurora, New York 14052.

Hearing-impaired consumers using TTY/TDD equipment,  
please call 1-800-382-7470.

For countries outside the United States:

Canada: Mattel Canada Inc., 6155 Freemont Blvd.,  
Mississauga, Ontario L5R 3W2; [www.service.mattel.com](http://www.service.mattel.com).

Great Britain: [Mattel UK Ltd, Vanwall Business Park,  
Maidenhead SL6 4UB. Helpline: 01628 500303.  
\[www.service.mattel.com/uk\]\(http://www.service.mattel.com/uk\)](http://www.service.mattel.com/uk)

Australia: Mattel Australia Pty. Ltd., 658 Church Street,  
Locked Bag #870, Richmond, Victoria 3121 Australia.  
Consumer Advisory Service 1300 135 312.

New Zealand: 16-18 William Pickering Drive,  
Albany 1331, Auckland.

Asia: Mattel East Asia Ltd, Room 1106, South Tower,  
World Finance Centre, Harbour City, Tsimshatsui, HK, China.

Fisher-Price, Inc., a subsidiary of Mattel, Inc. East Aurora, New York 14052, U.S.A.  
©2007 Mattel, Inc. All Rights Reserved. ® and ™ designate U.S. trademarks of Mattel, Inc.

## Decoration

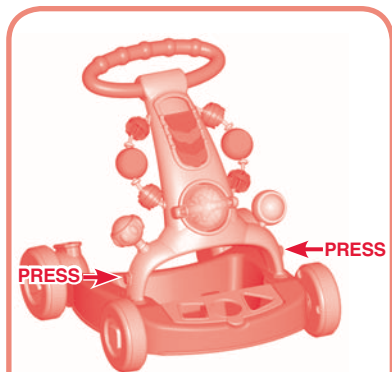


**Proper label application will help to keep the labels looking their best!**


- For best results, do not attempt to apply a label more than once.
- Make sure the areas where the labels will be applied are clean and dry. Wipe this product with a clean, soft, dry cloth to remove any dust or oils.

## Easy Conversion

### Walker-to-Wagon



- Press the buttons on the sides of the handle and lift to remove the base.

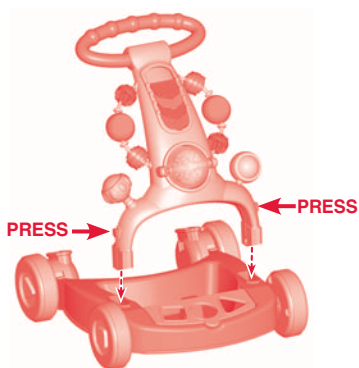


- Press the buttons on the side of the handle and “**snap**” the handle into the hubs.

### Wagon-to-Walker



- Press the buttons on the side of the handle and lift to remove from the hubs.



- Press the buttons on the side of the handle and “**snap**” the handle into the base.