

Care

- Wipe this toy with a clean cloth dampened with a mild soap and water solution.
- Do not immerse this toy.
- This toy has no consumer serviceable parts. Please do not take this toy apart.

Note

The phrase shown in bold type in the illustration is a random response by this toy. This toy may respond differently than shown.

FCC Note (United States Only)

Note: This equipment has been tested and found to comply with the limits for a Class B digital device, pursuant to Part 15 of the FCC Rules. These limits are designed to provide reasonable protection against harmful interference in a residential installation. This equipment generates, uses and can radiate radio frequency energy and, if not installed and used in accordance with the instructions, may cause harmful interference to radio communications. However, there is no guarantee that interference will not occur in a particular installation. If this equipment does cause harmful interference to radio or television reception, which can be determined by turning the equipment off and on, the user is encouraged to try to correct the interference by one or more of the following measures:

- Reorient or relocate the receiving antenna.
- Increase the separation between the equipment and receiver.
- Consult the dealer or an experienced radio/TV technician for help.

Questions? We'd like to hear from you!

Call Fisher-Price® Consumer Affairs, toll-free at 1-800-432-KIDS, 8 AM - 6 PM EST Monday through Friday. Hearing-impaired consumers using TTY/TDD equipment, please call 1-800-382-7470. Or, write to: Fisher-Price® Consumer Affairs, 636 Girard Avenue, East Aurora, New York 14052.

CANADA, Mattel Canada Inc., 6155 Freemont Blvd., Mississauga, Ontario L5R 3W2. Questions? 1-800-567-7724.

GREAT BRITAIN, Mattel U.K., Ltd., Helpline: 01628 500303.

AUSTRALIA, Mattel Australia Pty. Ltd., 658 Church Street, Locked Bag #870, Richmond, Victoria 3121 Australia. Consumer Advisory Service 1-800-800-812 (valid only in Australia).

Fisher-Price, Inc., a subsidiary of Mattel, Inc., East Aurora, NY 14052 U.S.A.
©2000 Mattel, Inc. All Rights Reserved. Fisher-Price is a U.S. trademark.

Printed in China
77493pr-0920

Fisher-Price®

Model Number 77493

Larry-Boy®

Big Idea's
VeggieTales®



VeggieTales® is a registered trademark of Big Idea Productions, Inc.
©2000 Big Idea Productions, Inc. All rights reserved.

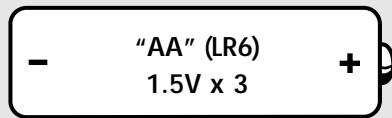
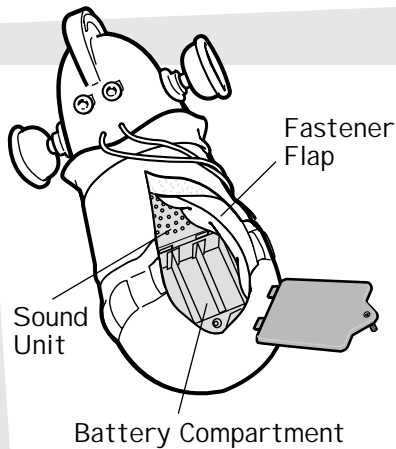
- Please save these instructions for future reference.
- Adult assembly is required for battery installation.
- Requires three "AA" batteries (included).
- Tool required for battery replacement:
Phillips screwdriver (not included).

Learn more about VeggieTales® at
www.Bigidea.com

www.fisher-price.com

Battery Replacement

For best performance, we recommend replacing the batteries that came with this toy with three, new alkaline batteries.



Shown Actual Size

- Open the fastener flap on the back of the toy to locate the sound unit.
- Loosen the screw in the battery compartment cover with a Phillips screwdriver. (The screw will remain in the cover.)
- Lift the battery compartment cover to open.
- Remove the used batteries and dispose of them properly.
- Insert three new "AA" (LR6) alkaline batteries as indicated inside the battery compartment.

Helpful Hint: We recommend using alkaline batteries for longer battery life.

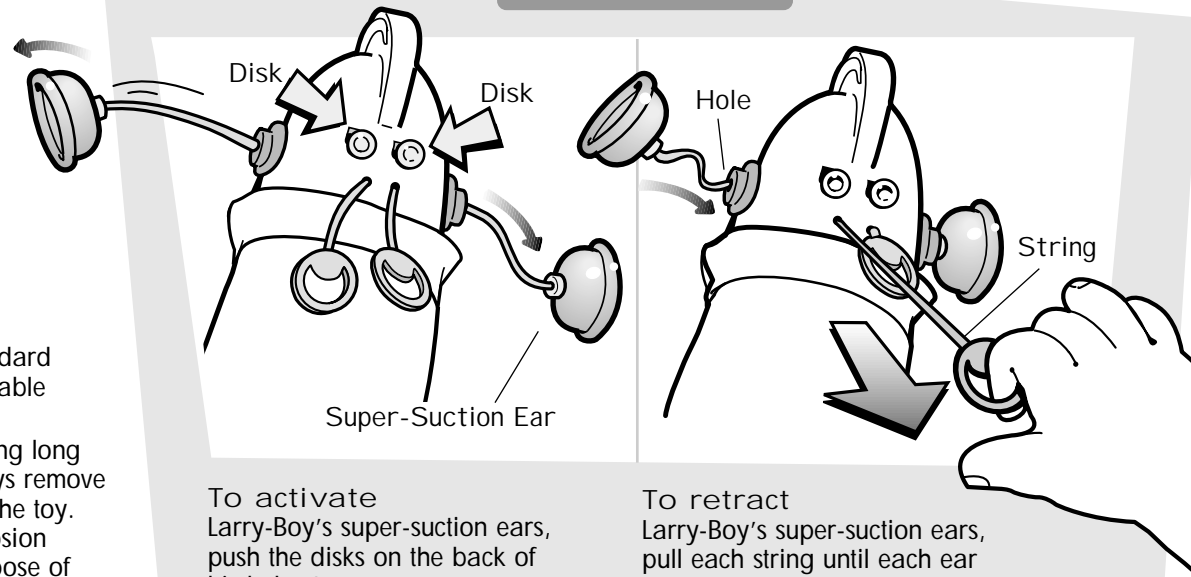
- Replace the battery compartment cover and tighten the screw with a Phillips screwdriver. Do not over-tighten.

Battery Tips

- Do not mix old and new batteries.
- Do not mix different types of batteries: alkaline, standard (carbon-zinc) or rechargeable (nickel-cadmium).
- Remove the batteries during long periods of non-use. Always remove exhausted batteries from the toy. Battery leakage and corrosion can damage this toy. Dispose of batteries safely.
- Never short circuit the battery terminals.
- Non-rechargeable batteries are not to be recharged.
- Only batteries of the same or equivalent type as recommended in the "Battery Replacement" instructions are to be used.
- If removable rechargeable batteries are used, they are only to be charged under adult supervision.
- Rechargeable batteries are to be removed from the toy before they are charged.
- If you use a battery charger, it should be examined regularly for damage to the cord, plug, enclosure and other parts. Do not use a damaged battery charger until it has been properly repaired.
- When sounds from this toy become faint or stop working, it's time for an adult to replace the batteries.


Larry-Boy® to the Rescue!

Back View



To activate Larry-Boy's super-suction ears, push the disks on the back of his helmet.

To retract Larry-Boy's super-suction ears, pull each string until each ear "clicks" into each hole.



WARNING
Do not aim at eyes or face.

- Press Larry-Boy's belt buckle to hear him say one of four silly phrases!
- To hear more phrases, press the belt buckle again and again.