

Emjoi®

BodyBare Angel

epilator with manual precision tweezers

Instruction Booklet

API7LTA

Please read these instructions carefully
and retain for future reference.



Contents

Emjoi's safety precautions	2
Features of your BodyBare Angel Epilator	4
Using your BodyBare Epilator	5
Using your Manual Precision Tweezers	6
Care and Cleaning	6
Spotlight Battery Replacement	7

Important instructions – retain for future use.

تأكد من تفهم احتياطات السلامة المذكورة اعلاه

請務必理解上述的安全預防措施。

Assurez-vous que les précautions ci-dessus relatives à la sécurité sont bien comprises

Versichern Sie sich, dass die obenstehenden Sicherheitsmaßnahmen Verstanden werden

Βεβαιώστε πως οι παραπάνω προφυλάξεις ασφαλείας γίνονται κατανοητές

Pastikan bahwa tindakan-tindakan keselamatan seperti di atas dimengerti anda

Accertatevi che le suddette norme di sicurezza siano comprese a dovere

上記の注意事項をよくお読みになり、安全を確認ください

Уверете се дека погоре споменатите мерки на претпазливост се добро разбрани

Asegúrese de que las precauciones de seguridad precedentes sean bien comprendidas

کاری بکنید کہ احتیاطهای بالا حتماً درک بشوند

ต้องแน่ใจว่า ข้อควรระวังเรื่องความปลอดภัยข้างต้น เป็นที่เข้าใจกันดี

Yukarda belirtilen güvenlik önlemlerinin anlaşıldığından emin olunuz

Xin kiểm chắc rằng những biện pháp làm an toàn kể trên được hiểu rõ

Emjoi's Safety Precautions

Safety Precautions for your Emjoi BodyBare epilator

- Keep out of the reach of children.
- Do not use if the tweezers are broken or damaged.
- The appliance must only be used as described in this booklet.
- This appliance is for household use only.
- Do not immerse the product in water or any other liquid.
- If you suffer from any of the following conditions, please see your health care provider before using your BodyBare epilator – acne, moles, diabetes, during pregnancy, eczema, hemophilia, immune deficiency, psoriasis, varicose veins or wounds.
- Do not use this unit where it can come into contact with the scalp, clothing and shoelaces to avoid personal injury and damage to the unit.
- Use only on clean, dry skin.
- This product has not been designed for use on the eyebrows.
- Use only with the adaptor supplied with this appliance.
- As this is a personal care product, we recommend that it is used by one person only.

Note: Use of an epilator may cause reddening or irritation of the skin. This is a normal reaction which will quickly disappear. However if the irritation remains for more than three days, please see your health care practitioner.

Ensure that the above safety precautions are understood

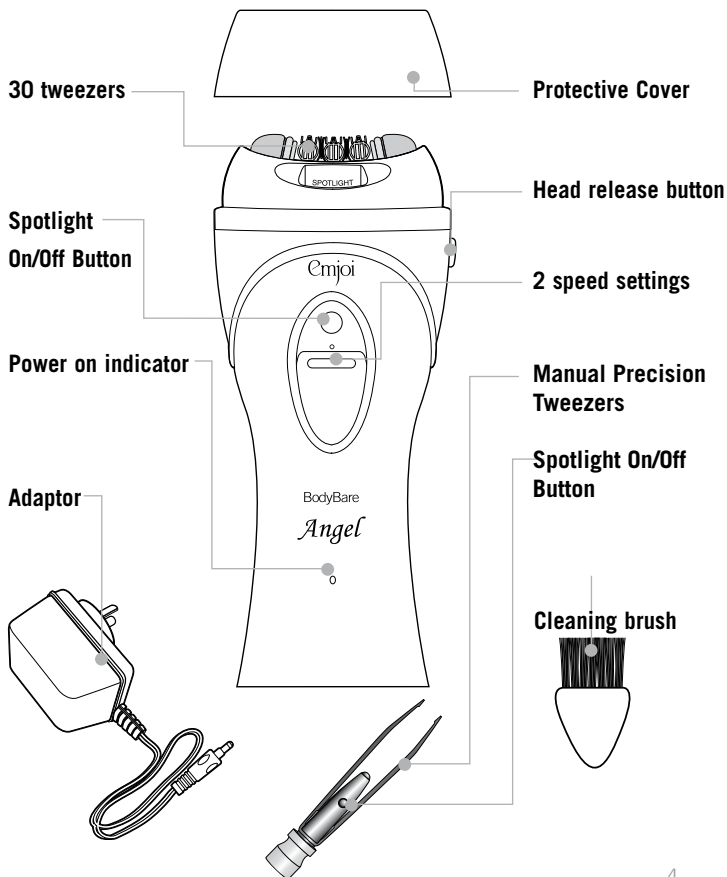
We are very safety conscious when designing and manufacturing consumer products, but it is essential that the product user also exercise care when using an electrical appliance. Listed below are precautions which are essential for the safe use of an electrical appliance:

- Read carefully and save all the instructions provided with an appliance.

- Always turn the power off at the power outlet before you insert or remove a plug. Remove by grasping the plug - do not pull on the cord.
- Turn the power off and remove the plug when the appliance is not in use and before cleaning.
- Do not use your appliance with an extension cord unless this cord has been checked and tested by a qualified technician or service person.
- Always use your appliance from a power outlet of the voltage (A.C. only) marked on the appliance.
- This appliance is not intended for use by young children or infirm persons unless they have been adequately supervised by a responsible adult to ensure that they can use the appliance safely.
- Young children should be supervised to ensure that they do not play with the appliance.
- Never leave an appliance unattended while in use.
- Do not use an appliance for any purpose other than its intended use.
- Do not place an appliance on or near a hot gas flame, electric element or on a heated oven. Do not place on top of any other appliance.
- Do not let the power cord of an appliance hang over the edge of a table or bench top or touch any hot surface.
- Do not operate any electrical appliance with a damaged cord or after the appliance has been damaged in any manner. If you have any concerns regarding the performance and use of your Emjoi appliance, please contact the Sunbeam Customer Service Centre.
- For additional protection, Sunbeam recommend the use of a residual current device (RCD) with a tripping current not exceeding 30mA in the electrical circuit supplying power to your appliances.
- Do not immerse the appliance in water or any other liquid unless recommended.
- **WARNING:** Keep the appliance dry.

Ensure that the above safety precautions are understood

Features of your BodyBare Angel Epilator



Using your BodyBare Epilator

- Before using your BodyBare epilator for the first time, we recommend that you familiarise yourself with how the appliance feels on the skin. Try the unit on the back of the hand before using it on delicate areas such as the face.
- We recommend that you have a warm shower or bath before use and use a loofah or exfoliating cream to prepare the skin.
- Ensure that the skin is clean and dry. Do not use over body lotions or moisturisers.
- Attach the adaptor to the unit, plug in, remove the protective cover and switch on.
- Silver Ion technology provides anti bacterial protection
- This epilator has a massaging finger which stimulates the skin, making the epilation process as gentle as possible.
- There are two settings. Use setting I on fine hair and setting II on thicker or coarser hair.
- When removing hair it is very important to hold the skin very taut to avoid pinching.
- If hair is longer than 5mm, trim with scissors before use.
- Hold at a 90 degree angle to the area you wish to remove hair from with the BodyBare logo facing away from you.
- Move the appliance in rapid circles, lightly gliding over the skin. There is no need to apply pressure.
- If too much pressure is applied, the appliance may slow down
- The appliance is designed to be used on hair as short as 0.5mm so there is no need for stubble to appear before epilating.
- The appliance can be used on the legs, bikini line, underarms, and face.
- The Emjoi Angel is only intended to remove single hairs from the upper lip and chin. Hold area taut and use a small brushing motion.
- The appliance is not suitable for use on the eyebrows.

Using your BodyBare epilator continued

- To turn the spotlight on for epilator use, press the spotlight on/off button once and the light will come out from the epilator head. To turn off, press the button once again.
- The manual precision tweezers must be inside the epilator to operate the spotlight.
- The spotlight will automatically turn off after 7 minutes.

Using your Manual Precision Tweezers

- Remove the tweezers from the bottom of the epilator by pressing the tweezer button. The tweezers will pop out.
- Turn the spotlight on by pressing the raised button once. Press the button once again to turn off.
- The spotlight will automatically turn off after 7 minutes.
- After use, the tweezers can be put back into place by inserting the tweezers back into the epilator and pressing the bottom of the tweezers to lock into place.

Care and Cleaning

- Switch the epilator off after use. Always turn the power off and remove the plug before cleaning.
- Do not immerse the appliance in water or any other liquid.
- To clean the exterior, simply wipe over with a dampened cloth and wipe dry.
- After each use remove the epilation cover by pressing the head release button. Then brush away any hairs using the brush supplied. Replace the epilation head before use.
- Occasionally clean the tweezers by wiping with a cotton bud that has been dipped in alcohol. Remove any residue alcohol before using again.
- Keep the protective cover on the appliance when not in use

Spotlight battery replacement

- The spotlight feature on the epilator and manual precision tweezers turns off automatically after 7 minutes in order to preserve battery life.
- The spotlight for the Emjoi Angel uses the same battery as the manual precision tweezers
- Should the spotlight stop working, the battery will need to be replaced. Call the Sunbeam Consumer Hotline for a replacement battery.
- To replace battery, remove the manual precision tweezers from the bottom of the epilator.
- Unscrew the plastic base of the manual precision tweezers by turning it anti-clockwise.
- Remove the old battery and insert the replacement battery into the spotlight battery compartment ensuring the battery orientation is correct – See Figure 1.
- Place the spotlight battery compartment inside the tweezer arms, ensuring that the locating tabs on each of these are aligned – See Figure 2.
- Whilst holding these firmly in position, place the plastic base on the end. Ensure the orientation markers on the spotlight battery compartment and the plastic base are aligned – See Figure 3.

Fig 1

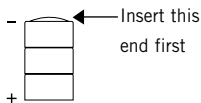


Fig 2

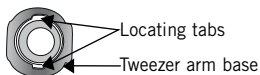
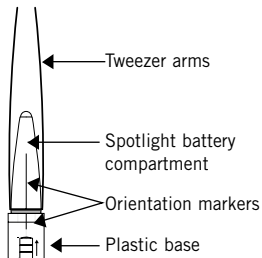


Fig 3



Spotlight battery replacement continued

- Screw the plastic base onto the spotlight battery compartment, ensuring that the orientation markers re-align when finished.
- Insert the manual precision tweezers back into the epilator.

Help Line

If you have any additional questions about using your BodyBare epilator, please call the Sunbeam help line in Australia on 1300 881 861. In New Zealand, please call 0800 786 232

Emjoi Epilators and Lady Shavers are distributed in Australia and New Zealand by Sunbeam Corporation Limited. If you have any concerns regarding the performance and use of your Emjoi appliance, please contact the Sunbeam Customer Service Centre.

Made in China.

Backed by Sunbeam's 2 year replacement guarantee and National Service network

For more information or advice on this appliance, please contact the Sunbeam Customer Service Line

Australia 1300 881 861

New Zealand 0800 786 232

www.emjoi.com.au

Consumer Hotline

Australia

1300 881 861

www.emjoi.com.au

New Zealand

0800 786 232