



BodyBare

Instruction Booklet

This book covers the use and care of the following Emjoi epilators:

- AP9G BodyBareLuxe
- AP9GA BodyBareSpa
- AP9GAR BodyBareGo
- AP98R BodyBareUltimate

Please read these instructions carefully and retain for future reference.



Contents

Sunbeam's Safety Precautions	3
Features of your BodyBareLuxe Epilator	5
Features of your BodyBareSpa epilator	6
Features of your BodyBareGo epilator	7
Features of your BodyBareUltimate epilator	8
Using your BodyBare epilator	9
Help Line	11
Care and Cleaning	11

Important instructions – retain for future use.

تأكد من تفهم احتياطات السلامة المذكورة اعلاه

請務必理解上述的安全預防措施。

Assurez-vous que les précautions ci-dessus relatives à la sécurité sont bien comprises

Versichern Sie sich daß die obenstehenden Sicherheitsmaßnahmen Verstanden werden

Βεβαιώνετε πως οι παραπάνω προφυλάξεις ασφαλείας γίνονται κατανοητές

Pastikan bahwa tindakan-tindakan keselamatan seperti di atas dimengerti anda

Accertatevi che le suddette norme di sicurezza siano comprese a dovere

上記の注意事項をよくお読みになり、安全を御確認ください

Уверете се дека погоре споменатите мерки на претпазливост се добро разбрани

Asegúrese de que las precauciones de seguridad precedentes sean bien comprendidas

کاری بکنید کہ احتیاطهای بالا حتماً درک بشوند

ต้องแน่ใจว่า ข้อควรระวังเรื่องความปลอดภัยข้างต้น เป็นที่เข้าใจกันดี

Yukarda belirtilen güvenlik önlemlerinin anlaşıldığından emin olunuz

Xin kiểm chắc rằng những biện pháp làm an toàn kể trên được hiểu rõ

Emjoi's Safety Precautions

SAFETY PRECAUTIONS FOR YOUR EMJOI BODYBARE EPILATOR

- Keep out of the reach of children.
- Do not use if the tweezers are broken or damaged.
- The appliance must only be used as described in this booklet.
- This appliance is for household use only.
- Do not immerse the product in water or any other liquid.
- If you suffer from any of the following conditions, please see your health care provider before using your BodyBare epilator – acne, moles, diabetes, during pregnancy, eczema, hemophilia, immune deficiency, psoriasis, varicose veins or wounds.
- Do not use this unit where it can come into contact with the scalp, clothing and shoelaces to avoid personal injury and damage to the unit.
- BodyBareUltimate is not suitable for use on the face.

- Use only on clean, dry skin.
- This product has not been designed for use on the eyebrows.
- Use only with the adaptor supplied with this appliance.
- As this is a personal care product, we recommend that it is used by one person only.
- The external flexible cord of the adaptor cannot be replaced. If the cord is damaged, the adaptor should be scrapped.

Note: Use of an epilator may cause reddening or irritation of the skin. This is a normal reaction which will quickly disappear. However if the irritation remains for more than three days, please see your health care practitioner.

Ensure that the above safety precautions are understood.

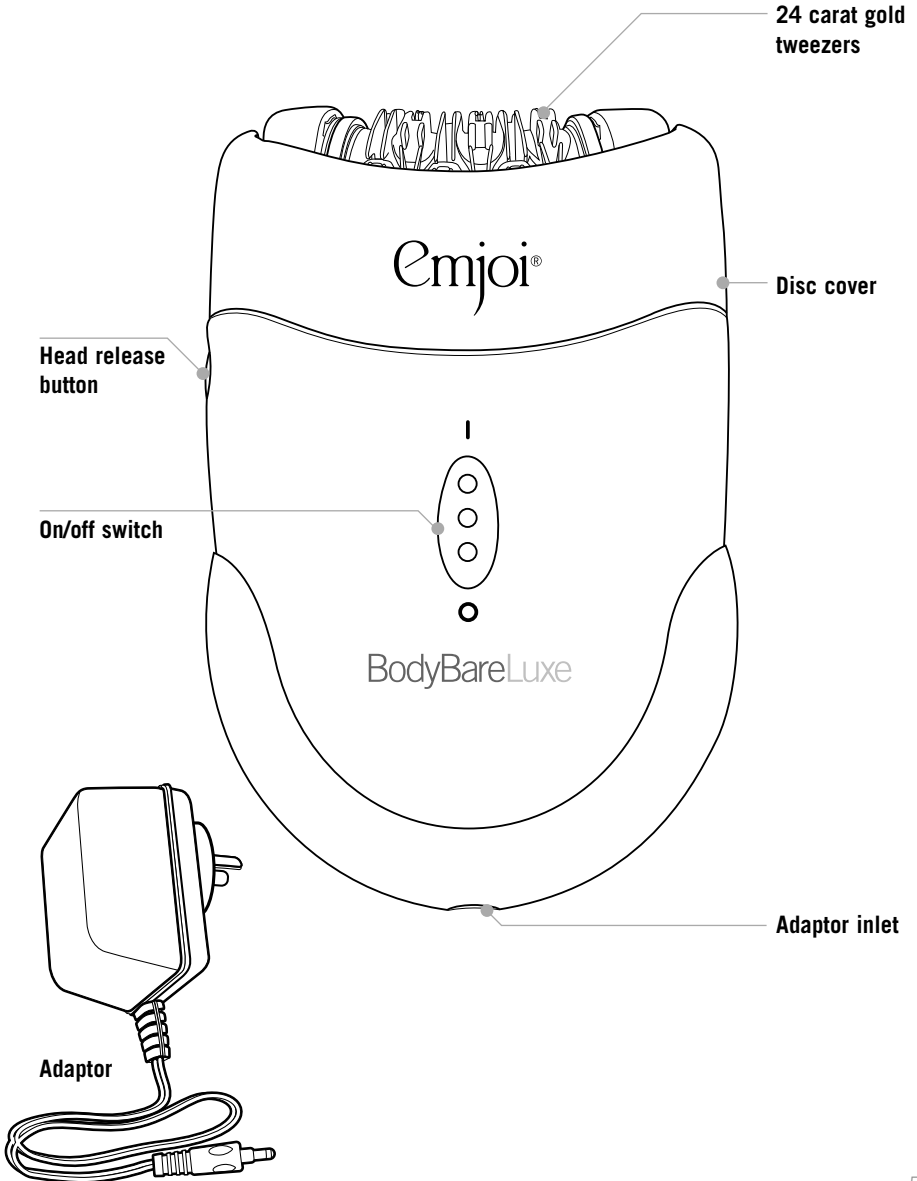
If you have any concerns regarding the performance and use of your appliance, please contact the Sunbeam Consumer Service Line.

Emjoi's Safety Precautions

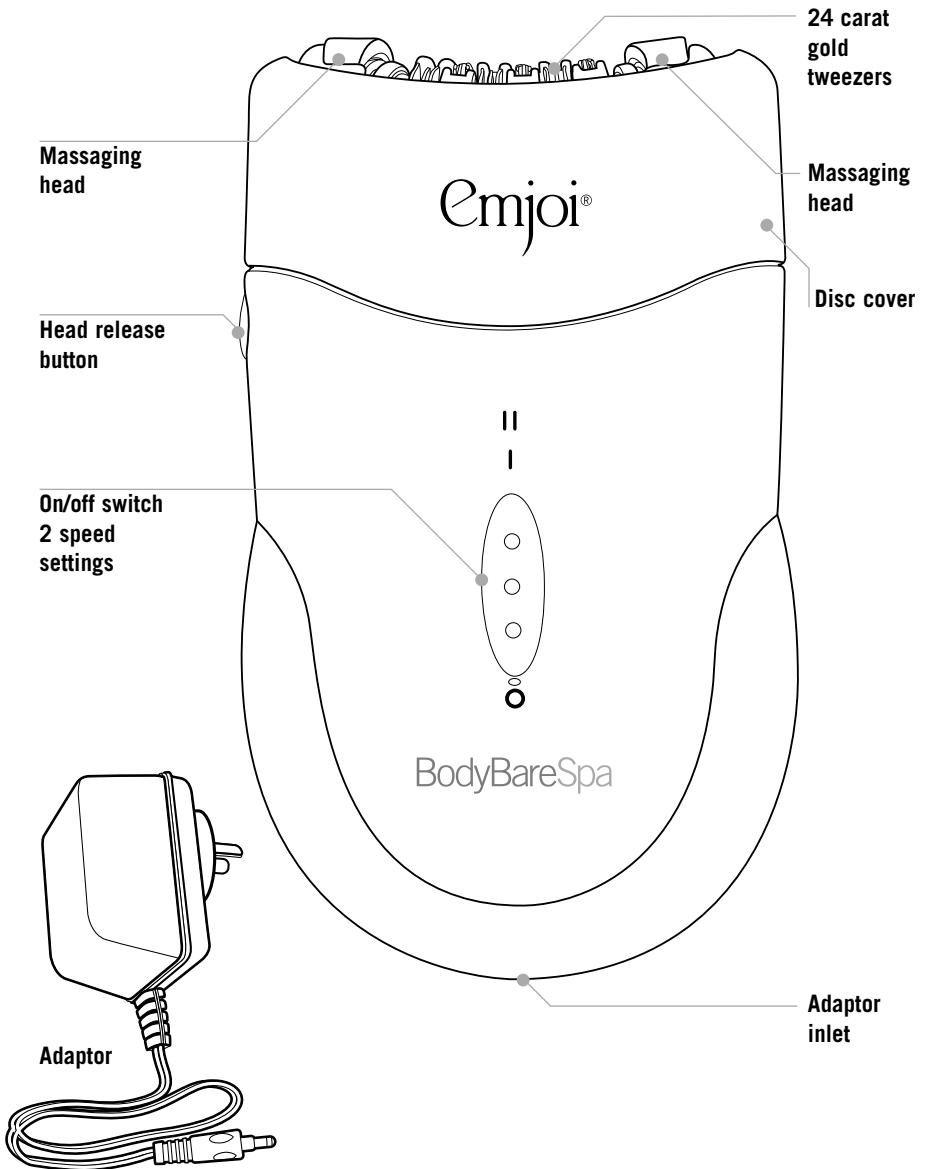
We are very safety conscious when designing and manufacturing consumer products, but it is essential that the product user also exercise care when using an electrical appliance. Listed below are precautions which are essential for the safe use of an electrical appliance:

- Read carefully and save all the instructions provided with an appliance.
- Always turn the power off at the power outlet before you insert or remove a plug. Remove by grasping the plug - do not pull on the cord.
- Turn the power off and remove the plug when the appliance is not in use and before cleaning.
- Do not use your appliance with an extension cord unless this cord has been checked and tested by a qualified technician or service person.
- Always use your appliance from a power outlet of the voltage (A.C. only) marked on the appliance.
- This appliance is not intended for use by young children or infirm persons unless they have been adequately supervised by a responsible adult to ensure that they can use the appliance safely.
- Young children should be supervised to ensure that they do not play with the appliance.
- Never leave an appliance unattended while in use.
- Do not use an appliance for any purpose other than its intended use.
- Do not place an appliance on or near a hot gas flame, electric element or on a heated oven. Do not place on top of any other appliance.
- Do not let the power cord of an appliance hang over the edge of a table or bench top or touch any hot surface.
- Do not operate any electrical appliance with a damaged cord or after the appliance has been damaged in any manner. If damage is suspected, return the appliance to the nearest Sunbeam Appointed Service Centre for examination, repair or adjustment.
- For additional protection, Sunbeam recommend the use of a residual current device (RCD) with a tripping current not exceeding 30mA in the electrical circuit supplying power to your appliances.
- Do not immerse the appliance in water or any other liquid unless recommended.

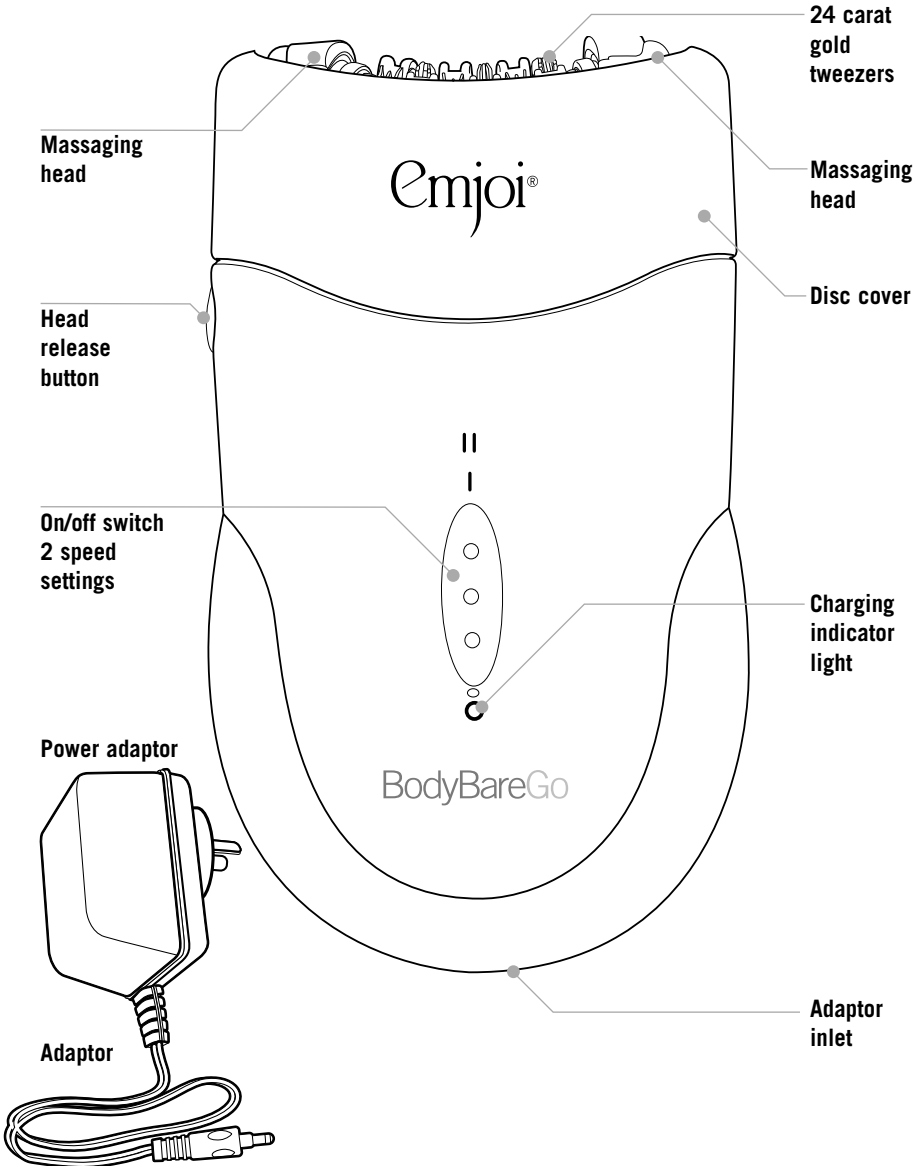
Features of your BodyBareLuxe epilator



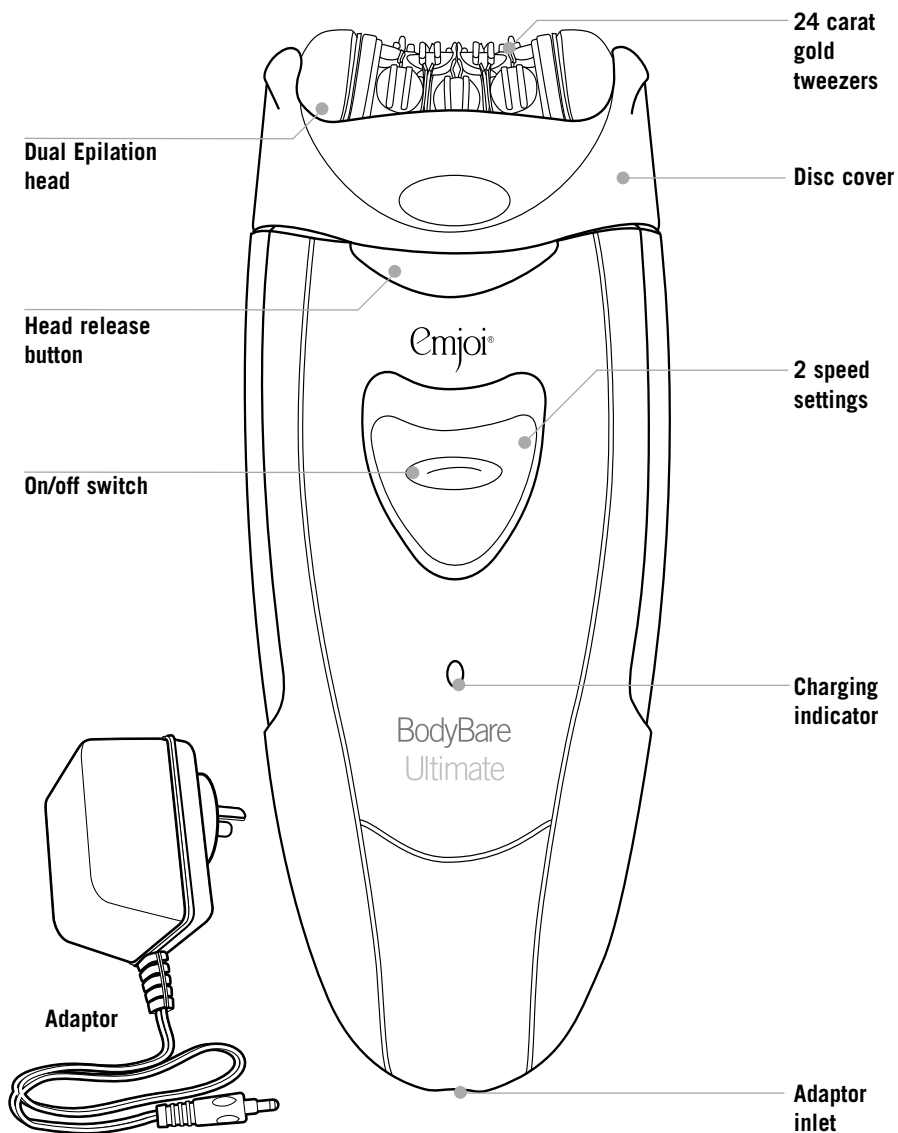
Features of your BodyBareSpa epilator



Features of your BodyBareGo epilator



Features of your BodyBareUltimate epilator



Using your BodyBare epilator

- Before using your BodyBare epilator for the first time, we recommend that you familiarise yourself with how the appliance feels on the skin. Try the unit on the back of the hand before using it on more delicate areas.
 - We recommend that you have a warm shower or bath before use and use a loofah or exfoliating cream to prepare the skin.
 - Ensure that the skin is clean and dry. Do not use over body lotions or moisturisers.
 - When removing hair it is very important to hold the skin very taut to avoid pinching.
 - The appliance can be used on the legs, underarms and the bikini line.
 - It can also be used on single hairs on the face particularly on the upper lip and chin. BodyBareUltimate is not suitable for use on the face due to the dual Epilation heads.
 - If hair is longer than 5mm, trim with scissors before use.
 - The appliance is not suitable for use on the eyebrows.
 - Switch the appliance to the on position and hold at a 90 degree angle to the area you wish to remove hair from with the BodyBare logo facing away from you.
 - Move the appliance in rapid circles, lightly gliding over the skin. There is no need to apply pressure.
 - If too much pressure is applied, the appliance may slow down.
 - The appliance is designed to be used on hair as short as 0.5mm so there is no need for stubble to appear before epilating.
 - All of the BodyBare epilators listed uses 24 carat gold tweezers which are ideal for use on sensitive skin .
- ## **BodyBareLuxe**
- This epilator must be used when connected to the mains supply
 - Attach the adaptor to the unit, plug in, remove the protective cover and switch on.
- ## **BodyBareSpa**
- This epilator must be used when connected to the mains supply
 - Attach the adaptor to the unit, plug in, remove the protective cover and switch on.
 - This epilator has two massaging heads which stimulate the skin, making the epilation process as gentle as possible
 - Choose from 2 speed settings. Use setting I on fine hair and setting II on thicker or coarser hair.
- ## **BodyBareGo**
- This epilator must be fully charged before using for the first time.
 - To reach optimum recharge capacity, the batteries should initially be charged for 16 hours. Do not recharge for longer than this.
 - The charging indicator light will light up to show you that the unit is charging.

Using your BodyBare epilator continued

- On subsequent charging, you should recharge for only 4 hours. This will provide up to 40 minutes of cordless use.
- Ensure that the epilator is switched off. Insert the charging lead into the unit, plug the adaptor into a suitable mains outlet and switch on.
- When the batteries are run down, it is possible to use this appliance from the mains via an adaptor. However frequent use of the epilator as a corded unit is not recommended.
- To extend the life of the epilator we recommend that you fully drain the batteries every six months.
- Attach the adaptor to the unit, plug in, remove the protective cover and switch on.
- This epilator has two massaging heads which stimulate the skin, making the epilation process as gentle as possible.
- Choose from 2 speed settings. Use setting I on fine hair and setting II on thicker or coarser hair.
- On subsequent charging, you should recharge for only 8 hours. This will provide up to 30 minutes of cordless use.
- Ensure that the epilator is switched off. Insert the charging lead into the unit, plug the adaptor into a suitable mains outlet and switch on.
- The charging indicator light will light up to show you that the unit is charging.
- When the batteries are run down, it is possible to use this appliance from the mains via an adaptor. However frequent use of the epilator as a corded unit is not recommended.
- To extend the life of the epilator we recommend that you fully drain the batteries every six months.
- Attach the adaptor to the unit, plug in, remove the protective cover and switch on.
- Choose from 2 speed settings. Use setting I on fine hair and setting II on thicker or coarser hair.
- This product is not recommended for use on the face.

BodyBareUltimate

- This epilator must be fully charged before using for the first time.
- To reach optimum recharge capacity, the batteries should initially be charged for 16 hours. Do not recharge for longer than this.

Help Line

If you have any additional questions about using your BodyBare epilator, please call the Sunbeam help line in Australia on 1800 025 059. In New Zealand, please 0800 786 232.

Care and Cleaning

- Switch the epilator off after use.
Always turn the power off and remove the plug before cleaning
- Do not immerse the appliance in water or any other liquid
- To clean the exterior, simply wipe over with a dampened cloth and wipe dry
- After each use remove the disc cover by pressing the release button. Then brush away any hairs using the brush supplied. Replace the disc cover before use.
- Occasionally clean the tweezers by wiping with a cotton bud that has been dipped in alcohol. Remove any residue alcohol before using again
- Keep the protective cover on the appliance when not in use

Consumer Hotline

Australia

1800 025 059

New Zealand

0800 786 232

Emjoi epilators are distributed in Australia and New Zealand by Sunbeam Corporation Limited. If you have any concerns regarding the performance and use of your Emjoi appliance, please contact the Sunbeam Customer Service Line.

Made in China

Backed by Sunbeam's 12 month replacement guarantee and National Service network

For more information or advice on this appliance, please contact the Sunbeam Customer Service Line

Australia 1800 025 059

New Zealand 0800 786 232