



Detachable desk arms with elevating legrests

Traveler®

The institutional and rental chair of choice, the Traveler has earned its reputation for quality and durability. Its front slide post design provides added rigidity and ease of folding. Its parts and components are interchangeable with past and current E&J manual wheelchairs. Meets Medicare K0001 specifications and has K0002 capabilities.

- Deep blue leatherette upholstery with double embossing. (Black and Burgundy upholstery available as options.)
- Sturdy, one piece 24" composite rear wheels with integral handrims
- Sealed precision bearings on rear wheels for ease of propulsion
- Secure, self-locking double button arm locks on detachable arm models
- Chrome steel frame
- Durable aluminum footplates
- Reinforced top inner rail for extra strength
- Padded armrests
- Padded calf pads on elevated leg rests
- Maximum weight capacity 250 lb - EVENLY DISTRIBUTED for 16" or 18" wide models
- Maximum weight capacity 300 lb - EVENLY DISTRIBUTED for 20" wide models
- 2 year limited warranty on frames and crossbraces
- Please see Price List/Order Form for all available options



GRAHAM-FIELD

www.grahamfield.com










© 2012 GF Health Products, Inc.
Atlanta, Georgia 30360



Detachable desk arms with swingaway footrests



Detachable full arms with elevating legrests

Traveler®		Dimensions and Weights								
		Seat		Back	Overall			Wt.*		
										
51010100	Fixed Full Arm, Swingaway Footrest	18"	16"	19 ¾"	16 ½"	34"	36"	24 ½"	11"	36 lb
51010110	Fixed Full Arm, Elevating Legrest	18"	16"	19 ¾"	16 ½"	34"	36"	26 ½"	11"	36 lb
51010120	Detachable Desk Arm, Swingaway Footrest	18"	16"	19 ¾"	16 ½"	34"	36"	26 ½"	11"	41 lb
51010130	Detachable Desk Arm, Elevating Legrest	18"	16"	19 ¾"	16 ½"	34"	36"	26 ½"	11"	41 lb
51010140	Detachable Full Arm, Swingaway Footrest	18"	16"	19 ¾"	16 ½"	34"	36"	26 ½"	11"	41 lb
51010150	Detachable Full Arm, Elevating Legrest	18"	16"	19 ¾"	16 ½"	34"	36"	26 ½"	11"	41 lb
51010160	Adjustable Height Desk Arm, Swingaway Footrest	18"	16"	19 ¾"	16 ½"	34"	36"	26 ½"	11"	41 lb
51010170	Adjustable Height Desk Arm, Elevating Legrest	18"	16"	19 ¾"	16 ½"	34"	36"	26 ½"	11"	41 lb
51010230	Detachable Desk Arm, Elevating Legrest	16"	16"	19 ¾"	16 ½"	34"	36"	24 ½"	11"	40 lb
51010320	Detachable Desk Arm, Swingaway Footrest	20"	16"	19 ¾"	16 ½"	34"	36"	28 ¼"	11 ¾"	43 lb
51010330	Detachable Desk Arm, Elevating Legrest	20"	16"	19 ¾"	16 ½"	34"	36"	28 ¼"	11 ¾"	43 lb
51010340	Detachable Full Arm, Swingaway Footrest	20"	16"	19 ¾"	16 ½"	34"	36"	28 ¼"	11 ¾"	43 lb
51010350	Detachable Full Arm, Elevating Legrest	20"	16"	19 ¾"	16 ½"	34"	36"	28 ¼"	11 ¾"	43 lb