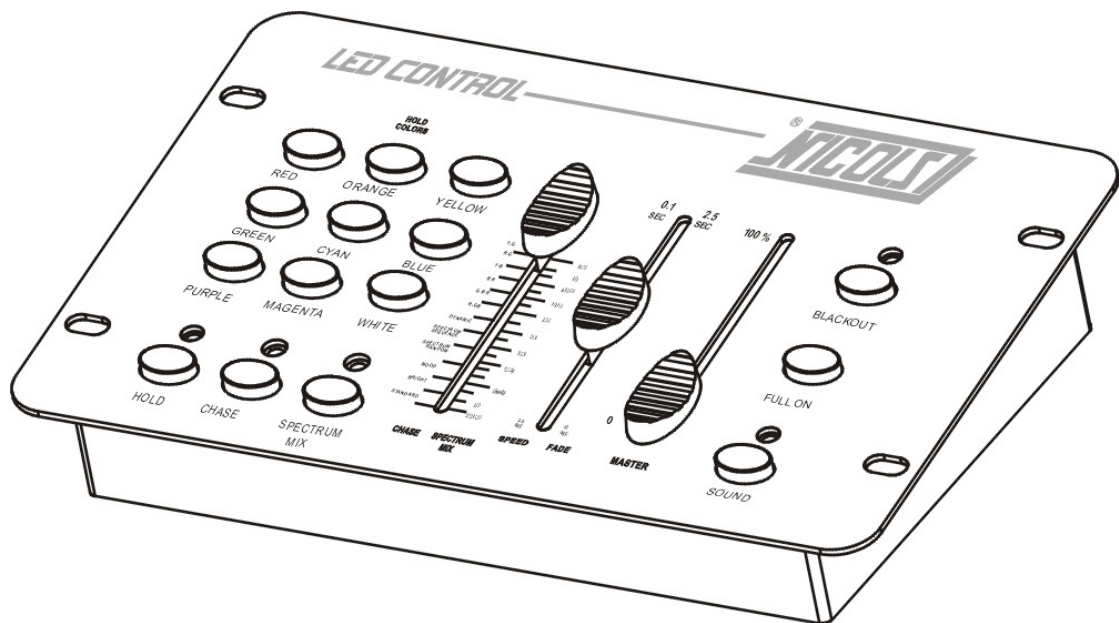




Led Control



Manuel d'utilisation

1 . Spécifications techniques

Le LED control est une télécommande DMX utilisant 4 canaux, elle sert à piloter le LED PILOT 100.

- 9 couleurs présélectionnées en accès rapide
- 32 couleurs préprogrammées, mélange de couleurs, 12 programmes internes
- Vitesse et dimmer ajustables pour le Spectrum mix et programme
- Mode audio
- Fonctions Full ON et Blackout

Alimentation : DC 9 V 300 mA min.

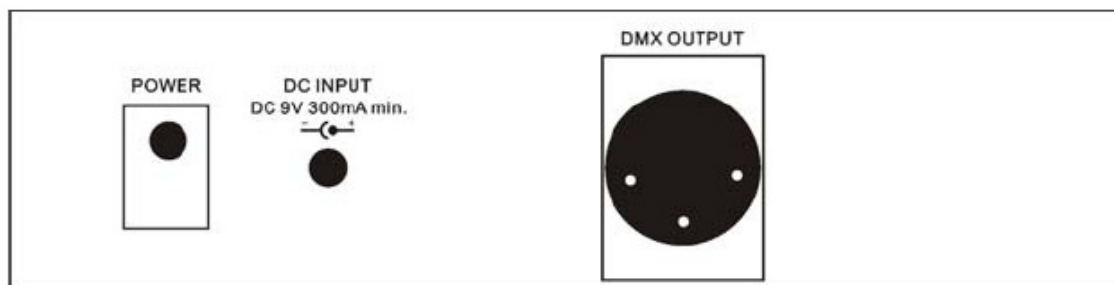
Dimensions : 210 x 140 x 46 mm

Poids : 0,93 kgs

2. Différentes fonctions

BLACKOUT	Enclenche le mode Blackout (tout éteint)
Full ON	Enclenche la fonction Full ON (tout allumé)
SOUND	Active le mode audio
HOLD	Active le clavier d'accès direct aux 9 couleurs présélectionnées
CHASE	Active le Slider afin d'accéder au 12 programmes internes
SPECTRUM MIX	Active le Slider afin d'accéder au 32 couleurs enregistrées
FADER CHASE	Permet la sélection entre les différents Chase ainsi que les différentes couleurs
FADER SPECTRUM	Permet la sélection entre les différentes couleurs préenregistrées
FADER SPEED	Permet de régler la vitesse des programmes de 0,1 S à 2,5 S
FADER FADE TIME	Permet d'ajuster la vitesse de fondu/enchainé
FADER MASTER	Permet de dimmer l'intensité lumineuse

FACE ARRIERE



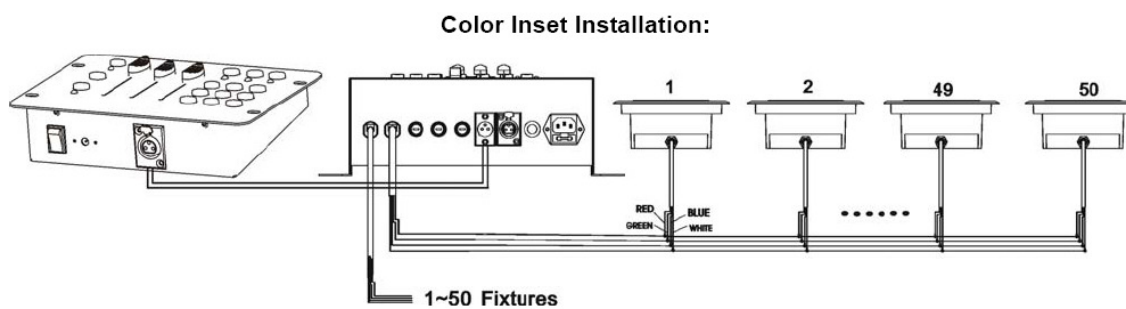
POWER : Interrupteur MARCHE/ARRET

DC Input : entrée de l'alimentation

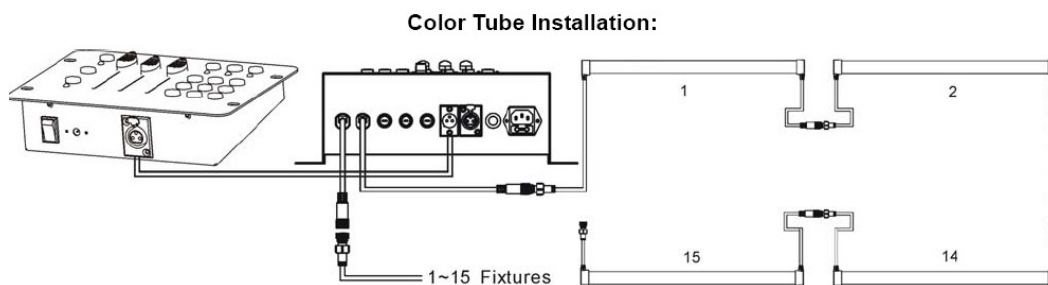
DMX OUTPUT: sortie DMX

DIFFERENTS TYPES DE BRANCHEMENTS

Branchement avec les IP LED :



Branchement avec les TL-20 / TL-50 / TL-100 :

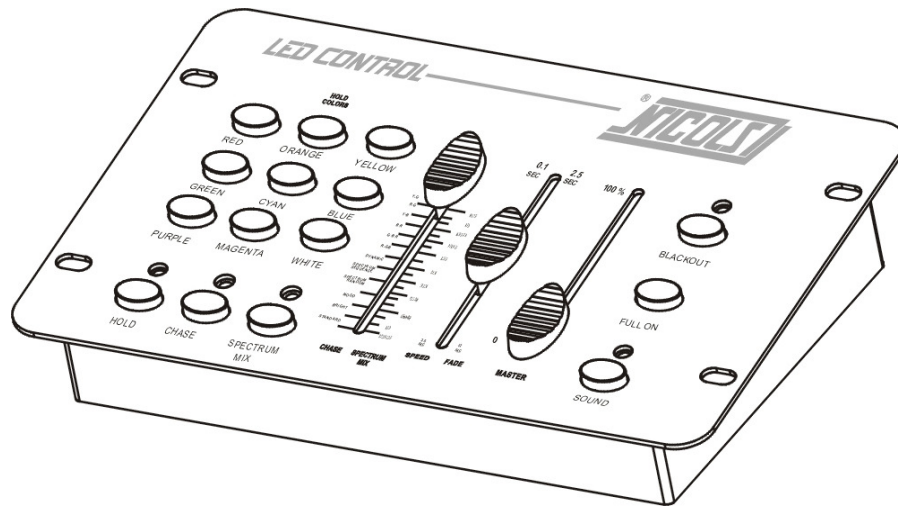


NICOLSI
Lighting Effect



1. General Instructions

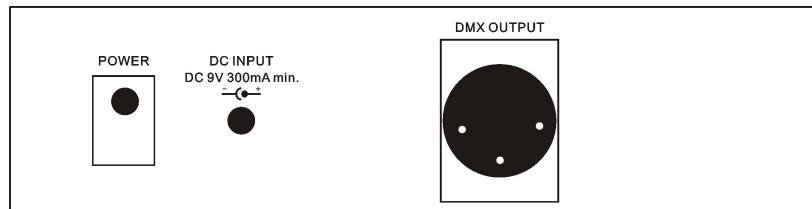
- ✧ A professional user friendly controller equipped with 4 channels.
- ✧ Equipped with 9 different hold-color buttons for instant colors.
- ✧ Comes with 32 spectrum mix colors, color fade, and 12 different chase patterns. Providing the richest color burst for the show.
- ✧ Speed and dimmer adjustable for both color fade and color chase.
- ✧ Sound activated function is available.
- ✧ Full on and Blackout functions.
- ✧ Power supply : DC 9V 300mA Min.
- ✧ Size: 210X140X46 mm
- ✧ Weight : 0.93kgs



Function Instructions :

Blackout	Blackout the fixture
Full On	All lighting effect at once
Sound	Use to receive audio signal for sound activated
Hold	Press the button for select color on Red / Orange / Yellow / Green / Cyan / Blue / Purple / Magenta / White
Chase	Press the button for select 12 chase patterns form Chase slider
Spectrum Mix	Press the button for select 32 spectrum mix colors form Spectrum Mix slider
Chase Slider	To choose chase patterns on Standard chase / Bright chase / Mood chase / spectrum random chase / Spectrum sequence chase / Dynamic chase / Red-Green+ Blue / Green-Red + Blue / Blue-Red / Yellow-Blue / Red-Green / Yellow-Green
Spectrum Mix Slider	Use to control 32 spectrum mix colors
Speed Slider	Use to adjust chase speed with in the range of 0.1 to 2.5 seconds
Fade Time Slider	Use to adjust fade time. Fade time is amount of one color to fade in or fade out
Master Slider	Use to dimmer / shutter the fixture

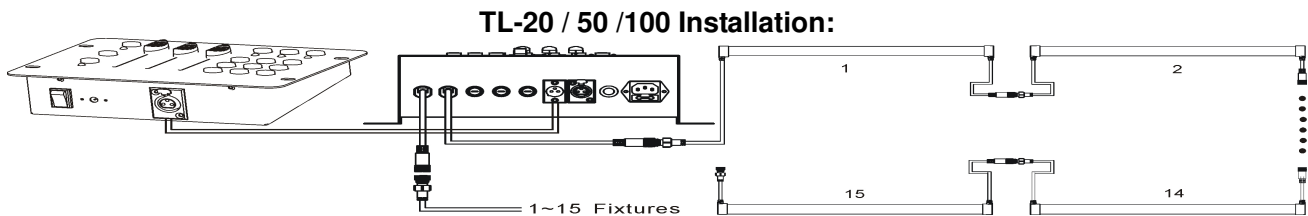
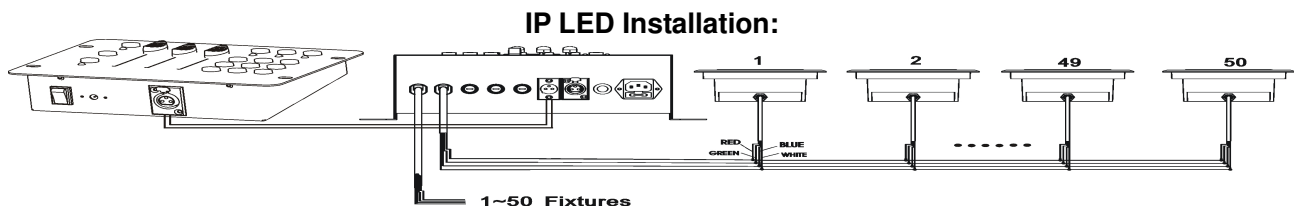
Rear view:



- Power Switch Turn On/Off the power.
DC Input DC 9V, 300mA min.
DMX Output Set DMX value to the fixture.

2. How to control the unit

LED-CONTROL is a remote controller assist with LED PILOT 100 for distant control of IPLED, and TL-20 / 50 / 100. They must be link with LED-PILOT 100 first, then LED-CONTROL link from the DMX input of LED-PILOT 100. Please refer to the following diagram to link LED fixtures with the controllers together. (LED-PILOT 100 is not only a power supply but also a controller.)



NICOLS
Lighting Effect

