

**PARTS  
CATALOGUE  
CATALOGUE  
DE PIÈCES DÉTACHÉES**

**250AETO '03(61A2)**

**L250ATEO'03(61B2)**

**YAMAHA**  
**GENUINE**  
Parts & Accessories

2B61A-300F1

**A1**

# FOREWORD

This Parts Catalogue is related to the parts for the model(s) in the below frame. When you are ordering replacement parts, please refer to this Parts Catalogue and quote both part numbers and part names correctly.

250AETO'03(61A2), L250AETO'03(61B2)

1. Modifications or additions which have been made after issue of the Parts Catalogue will be announced in the Yamaha Parts News.  
It is advisable that you make necessary corrections to the Parts Catalogue according to the Yamaha Parts News.

2. Abbreviations  
The Following abbreviations are used in this Parts Catalogue.

“UR” Use specified parts number.

“UN” Use as many as needed.

“AP” Alternate Parts

“LM” Local Made  
(Parts need to be ordered locally)

“O/S” Over Size

3. Parts, which are to be supplied in an assembly, are listed with a dot(.) in front of the part name as shown below.

EXAMPLE  
CARBURETOR ASSY  
.JET, PILOT  
.NOZZLE, MAIN

4. Number of component for assembly  
The numeral appearing to the right of each component part indicates the quantity of parts for each assembly unit.

EXAMPLE

PART NO.	DESCRIPTION	u	u	u	u	REMARKS
6E0-85500-70	C.D.I. MAGNETO ASSY	1				
6E0-85550-70	.ROTOR ASSY	1				
6E0-15723-00-94..	PULLY, STARTER	1				

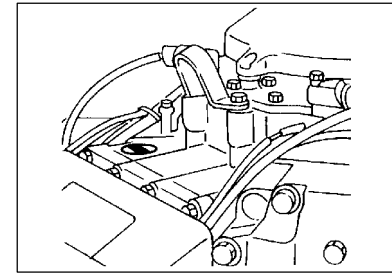
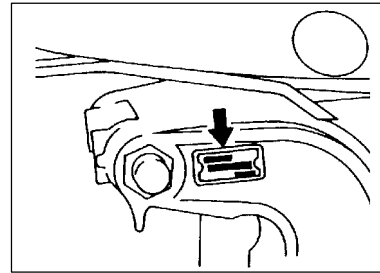
5. Quantity Column Information

NAME for Q'TY COLUMN	APPLICABLE MODEL
250A	250AETO
L250	L250AETO

6. Applicable Starting Serial No. and Color Code

1) Engine Starting Serial No.

250AETO X 61A : 1000001	L250AETO X 61B : 1000001
-------------------------	--------------------------



2) Color Code

Color Code	Color Name	Abbreviation
004D	DARK BLUISH GRAY METALLIC 2	DBNM2

7. Note that the illustrations for reference in finding parts numbers, not to be used for assembling. When assembling, please use the applicable service manual.

8. The asterisk (\*) before a reference number indicates modification items after the first edition.

# CONTENTS

## SHEET 1/2

TOP COWLING .....	A4
CYLINDER. CRANKCASE 1 .....	A5
CRANKSHAFT. PISTON .....	A7
CYLINDER. CRANKCASE 2 .....	B2
INTAKE .....	B3
CARBURETOR .....	B5
OIL PUMP .....	B7
OIL TANK .....	C2
FUEL 1 .....	C4
FUEL 2 .....	C7
FUEL 3 .....	D2
GENERATOR .....	D3
ELECTRICAL 1 .....	D4
ELECTRICAL 2 .....	D5
ELECTRICAL 3 .....	D6
ELECTRICAL 4 .....	E1
STARTING MOTOR .....	E2
BOTTOM COWLING .....	E3
CONTROL .....	E6
BRACKET 1 .....	F2
BRACKET 2 .....	F4
POWER TRIM & TILT ASSY .....	F6

## INDEX

NUMERICAL INDEX .....	G1
-----------------------	----

## SHEET 2/2

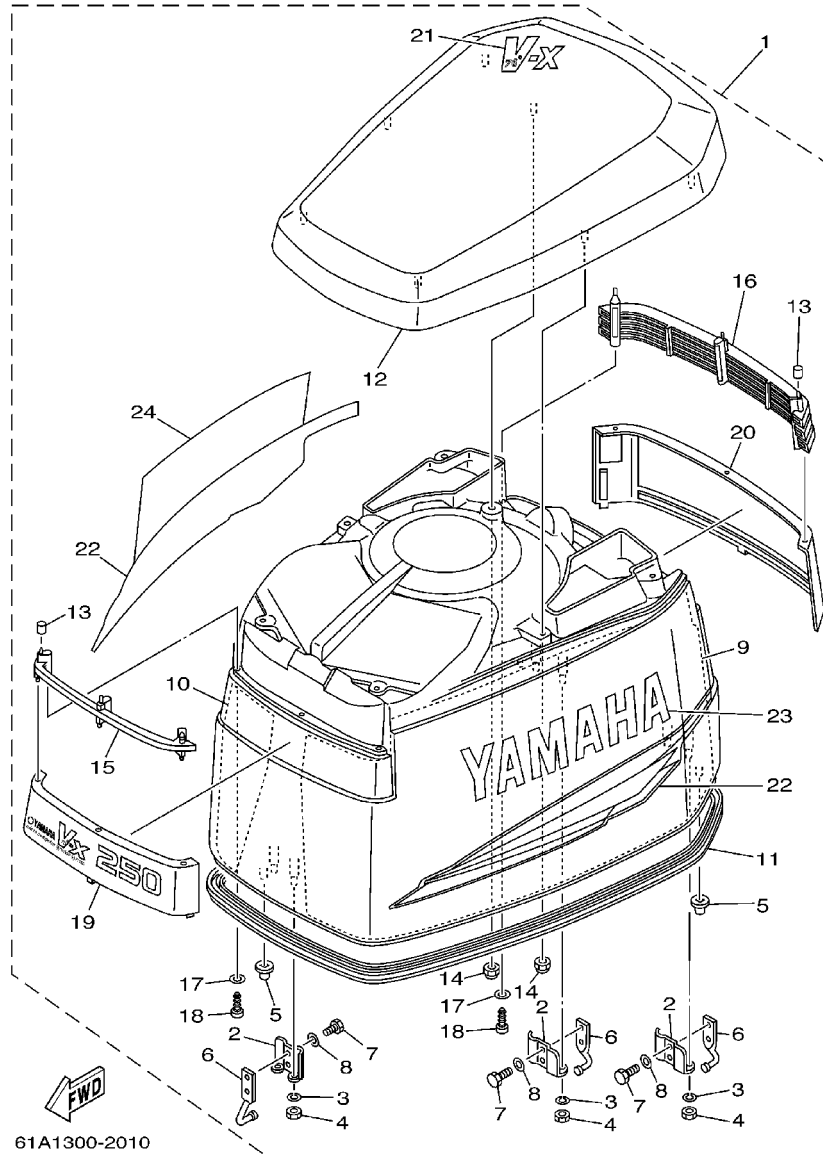
POWER TRIM & TILT ASSY .....	A4*
UPPER CASING .....	A6*
LOWER CASING. DRIVE 1 .....	B1*
LOWER CASING. DRIVE 2 .....	B5*
LOWER CASING. DRIVE 3 .....	B7*
LOWER CASING. DRIVE 4 .....	C4*
STEERING GUIDE ATTACHMENT 1 .....	C6*
STEERING GUIDE ATTACHMENT 2 .....	C7*
REMOTE CONTROL BOX .....	D1*
REMOTE CONTROL ASSY 1 .....	D2*
REMOTE CONTROL ASSY 2 .....	D5*
METER .....	E1*
SWITCH. PANEL .....	E3*
REPAIR KIT 1 .....	E4*
REPAIR KIT 2 .....	E5*
REPAIR KIT 3 .....	E6*

## INDEX

NUMERICAL INDEX .....	G1*
-----------------------	-----

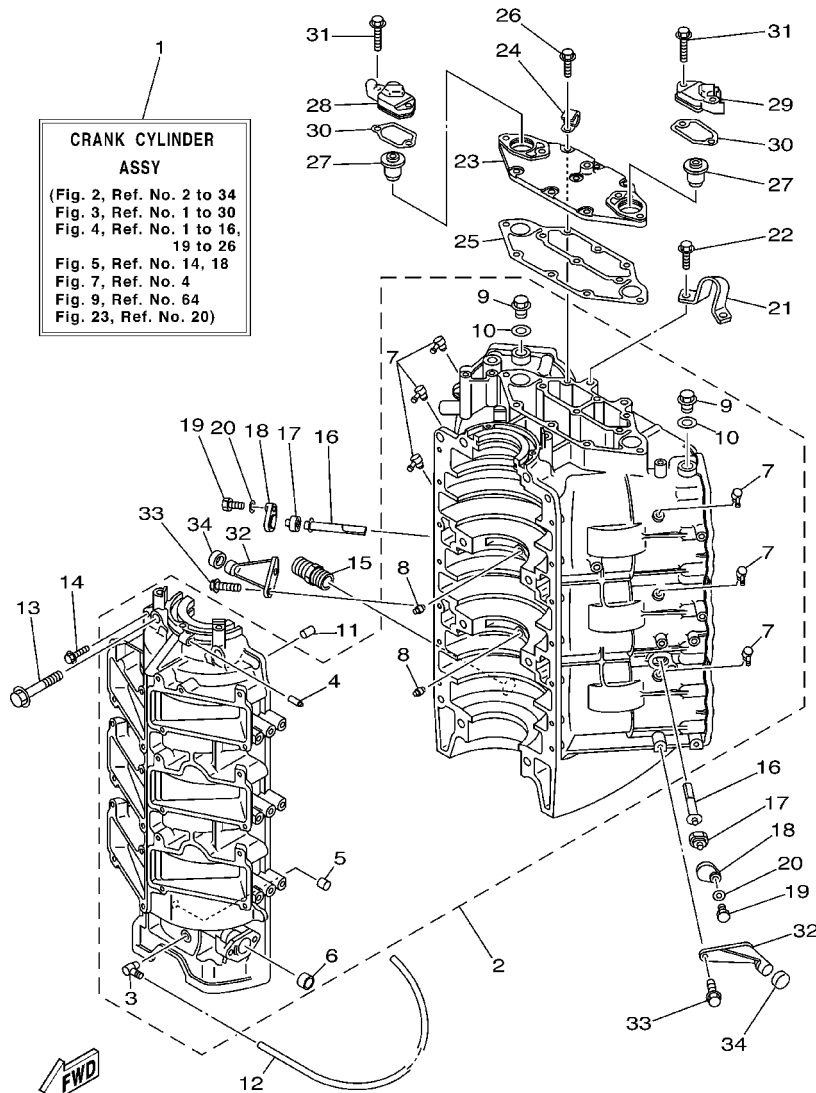
FIG. 1 TOP COWLING

CAPOT SUPERIEUR



REF. NO.	PART NO. NO. PIECES	DESCRIPTION DESCRIPTION	250A	L250	REMARKS REMARQUES
1	61A-42610-50-NA	TOP COWLING ASSY CAPOT (ENS.)	1	1	
2	6R3-42647-00	.HOLDER, CLAMP BAND .SUPPORT, SANDOW DE SERRAGE	3	3	
3	92990-06100	.WASHER, SPRING .RONDELLE, GROWER	6	6	
4	95380-06600	.NUT, HEXAGON ECROU	6	6	
5	6R3-42662-00	.DAMPER AMORTISSEUR	3	3	
6	6R3-42814-00	.HOOK, CLAMP .CROCHET DE BRIDE	3	3	
7	97095-06012	.BOLT BOULON	6	6	
8	92995-06600	.WASHER .RONDELLE	6	6	
9	61A-42619-02	.DAMPER, FORM .BOURRELET, CAOUTCHOUC	1	1	
10	61A-42627-02	.DAMPER, FORM .BOURRELET, CAOUTCHOUC	1	1	
11	61A-42615-01	.SEAL JOINT	1	1	
12	61A-42613-01-4D	.MOLDING, AIR DUCT .MANCHON A AIR	1	1	
13	90385-04M05	.BUSH .DOUILLE	6	6	
14	90179-06M24	.NUT ECROU	7	7	
15	61A-42626-00	.LOUVER, 1 PLAQUE INSONOR.	1	1	
16	61A-42636-00	.LOUVER 2 .VOLET 2	1	1	
17	92990-04600	.WASHER, PLATE .RONDELLE, PLATE	6	6	
18	97780-40520	.SCREW, TAPPING VIS, TETE BOMBEE	6	6	
19	61A-42686-B0	.EMBLEM, FRONT EMBLEME, AVANT	1	1	
20	61A-42687-30	.EMBLEM, REAR EMBLEME, ARRIERE	1	1	
21	61A-42683-A0	.MARK, COWLING ADHESIF, CAPOT	1	1	
22	61A-W0070-30	.GRAPHIC SET JEU DIEMBLEMES	1	1	
23	61A-42681-30	.MARK, COWLING ADHESIF, CAPOT	1	1	
24	61A-42682-30	.MARK, COWLING ADHESIF, CAPOT	1	1	

FIG. 2 CYLINDER. CRANKCASE 1 CYLINDRE. CARTER 1



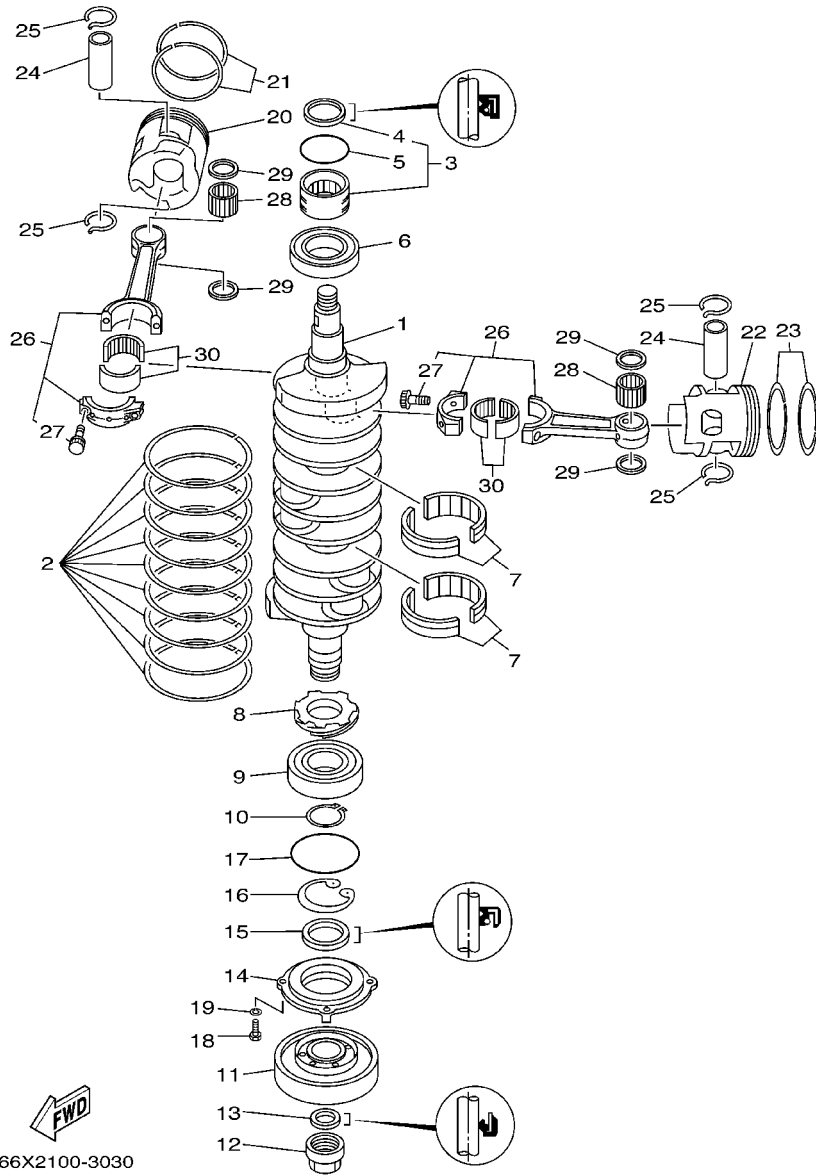
61A2300-3020

REF. NO.	PART NO. NO. PIECES	DESCRIPTION DESCRIPTION	250A	L250	REMARKS REMARQUES
1	61A-W0090-20-1S	CRANK CYLINDER ASSY EMBIELLAGE CYLINDRE (ENS.)	1	1	
2	61A-15100-06-1S	CRANKCASE ASSY CARTER DE MOTEUR COMPLET	1	1	
3	6E5-11372-01	.NIPPLE, HOSE .RACCORD, TUYAU	1	1	
4	624-14485-00	.PIPE, JOINT .DURITE	1	1	
5	90384-06M07	.BUSH, BIMETAL FORMED .DOUILLE, BIMETAL MISE EN FORM.	1	1	
6	90383-16M01	.BUSH, FORMED .DOUILLE, MISE EN FORME	1	1	
7	6E5-11372-01	.NIPPLE, HOSE .RACCORD, TUYAU	6	6	
8	663-11518-01	.LOCK, BEARING .CENTREUR, ROULEMENT	2	2	
9	90340-14M00	.PLUG, STRAIGHT SCREW .PLOT, FILETE DROIT	2	2	
10	90430-14115	.GASKET JOINT	2	2	
11	93608-12063	PIN, DOWEL AXE	2	2	
12	90445-07M11	HOSE (L610) DURITE (L610)	1	1	
13	90105-10M62	BOLT, FLANGE BOULON	8	8	
14	90119-06M13	BOLT, WITH WASHER BOULON, AVEC RONDELLE	14	14	
15	6G5-12581-00	JOINT, HOSE 1 JOINT DE TUYAU	1	1	
16	61A-11325-00	ANODE ANODE	2	2	
17	6H3-11328-00	GROMMET, ANODE PASSE-FIL	2	2	
18	6H3-11327-00-1S	COVER, ANODE COUVERCLE	2	2	
19	97013-06016	BOLT BOULON	2	2	
20	92903-06600	WASHER, PLATE RONDELLE, PLATE	2	2	
21	6E5-11119-01	HANGER, ENGINE ANNEAU, LEVAGE	1	1	
22	90119-08MA3	BOLT, WITH WASHER BOULON, AVEC RONDELLE	2	2	
23	61A-11371-00-1S	COVER COUVERCLE	1	1	
24	90465-06M86	CLAMP BRIDE	2	2	
25	61A-11381-A0	GASKET 1 JOINT 1	1	1	
26	90119-06MA2	BOLT, WITH WASHER BOULON, AVEC RONDELLE	7	7	
27	6E5-12411-30	THERMOSTAT THERMOSTAT	2	2	



FIG. 3 CRANKSHAFT. PISTON

VILEBREQUIN. PISTON

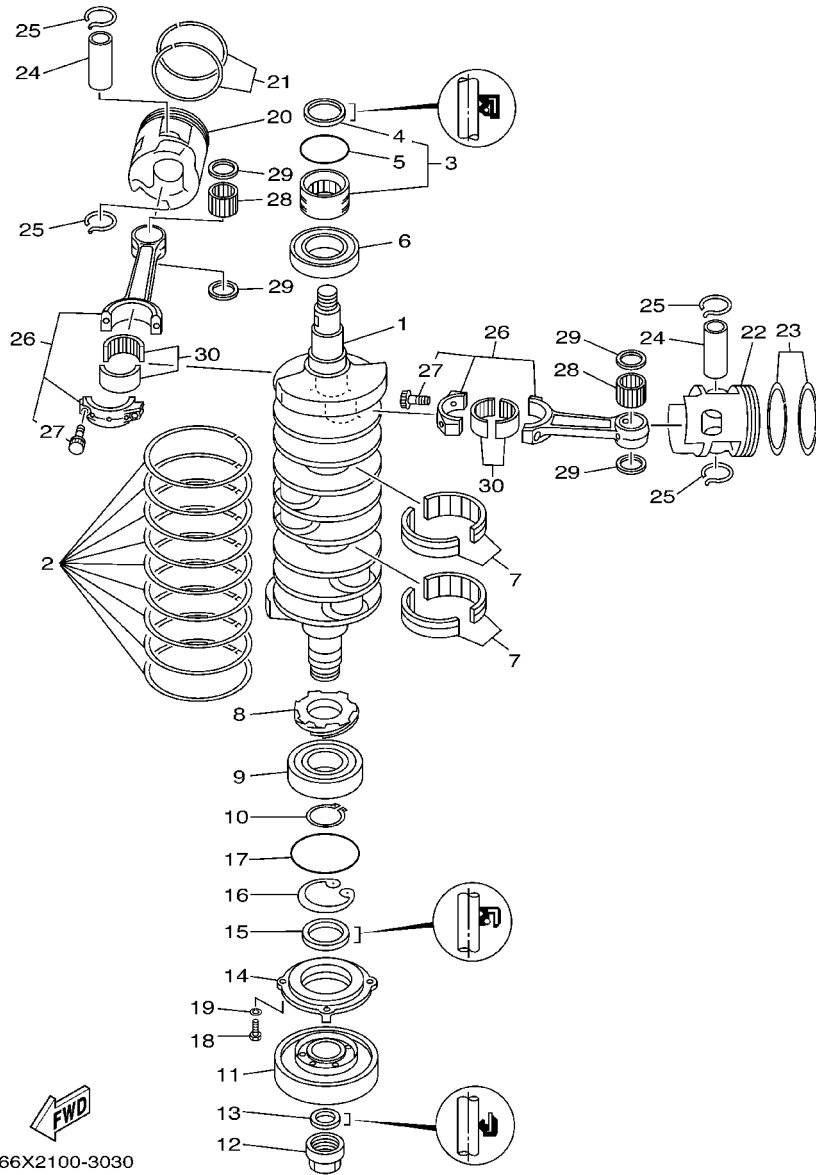


66X2100-3030

REF. NO.	PART NO. NO. PIECES	DESCRIPTION DESCRIPTION	250A	L250		REMARKS REMARQUES
1	61A-11411-00	CRANKSHAFT VILEBREQUIN COMPLET	1	1		
2	61A-11447-00	SEAL, CRANK JOINT, VILEBREQUIN	9	9		
3	93311-940V0	BALL BEARING ROULEMENT	1	1		
4	93102-40M38	.OIL SEAL .JOINT SPY	1	1		
5	93210-54M54	O-RING JOINT TORIQUE	1	1		
6	93306-209U1	BEARING ROULEMENT	1	1		
7	93310-959U0	BEARING ROULEMENT	2	2		
8	61A-11536-00	GEAR, DRIVE ENGRENAGE, MENANT	1	1		
9	93306-308U0	BEARING ROULEMENT	1	1		
10	93410-40M03	CIRCLIP CLIPS	1	1		
11	61A-11586-01	PULLEY, CRANKSHAFT BALANCE POULIE D'EQUILIB, VILEBREQUIN	1	1		
12	61A-11555-01	NUT, CRANKSHAFT 1 ECROU, VILEBREQUIN 1	1	1		
13	93104-22M07	OIL SEAL JOINT SPY	1	1		
14	61A-15359-00-94	HOUSING, OIL SEAL LOGEMENT, BAGUE D'ETANCHEITE	1	1		
15	93102-40M36	OIL SEAL JOINT SPY	1	1		
16	93420-61M07	CIRCLIP CIRCLIP, TYPE S	1	1		
17	93210-81MA6	O-RING JOINT TORIQUE	1	1		
18	97095-06020	BOLT BOULON	4	4		
19	92995-06100	WASHER, SPRING RONDELLE, GROWER	4	4		
20	69L-11631-00-85	PISTON (STD) PISTON (STD)	3	3		
21	64D-11603-01	PISTON RING SET (STD) JEU DE SEGMENTS (STD)	3	3		AP
	64D-11604-01	PISTON RING SET (0.25MM O/S) JUE DE SEGMENTS (0.25MM O/S)	3	3		AP
	64D-11605-01	PISTON RING SET (0.50MM O/S) JEU DE SEGMENTS (0.50MM O/S)	3	3		AP
22	69L-11642-00-85	PISTON 2 (STD) PISTON 2 (STD)	3	3		
	69L-11645-00	PISTON 2 (0.25MM O/S) PISTON 2 (0.25MM O/S)	3	3		AP

FIG. 3 CRANKSHAFT. PISTON

VILEBREQUIN. PISTON

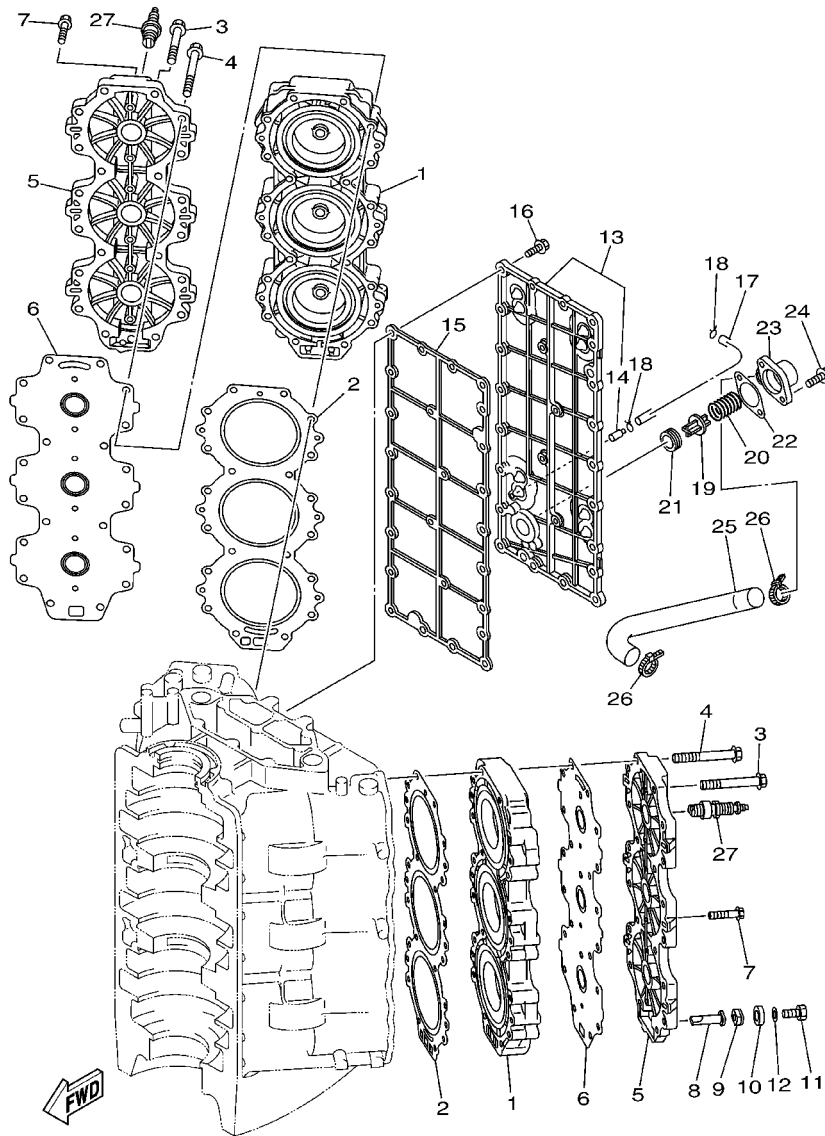


66X2100-3030

REF. NO.	PART NO. NO. PIECES	DESCRIPTION DESCRIPTION	250A	L250			REMARKS REMARQUES
22	69L-11646-00	PISTON 2 (0.50MM O/S) PISTON 2 (0.50MM O/S)	3	3			AP
23	64D-11603-01	PISTON RING SET (STD) JEU DE SEGMENTS (STD)	3	3			
	64D-11604-01	PISTON RING SET (0.25MM O/S) JUE DE SEGMENTS (0.25MM O/S)	3	3			AP
	64D-11605-01	PISTON RING SET (0.50MM O/S) JEU DE SEGMENTS (0.50MM O/S)	3	3			AP
24	61A-11633-02	PIN, PISTON AXE_PISTON	6	6			
25	61A-11634-00	CLIP, PISTON PIN AGRAFE, AXE DE PISTON	12	12			
26	61A-11650-00	CONNECTING ROD ASSY BIELLE COMPLETE	6	6			
27	90109-09001	.BOLT .BOULON	2	2			
28	93310-326V4	BEARING ROULEMENT	6	6			
29	90201-26M03	WASHER, PLATE RONDELLE, PLATE	12	12			
30	93310-840V8	BEARING ROULEMENT	6	6			
<hr/>							
<hr/>							
<hr/>							
<hr/>							
<hr/>							
<hr/>							

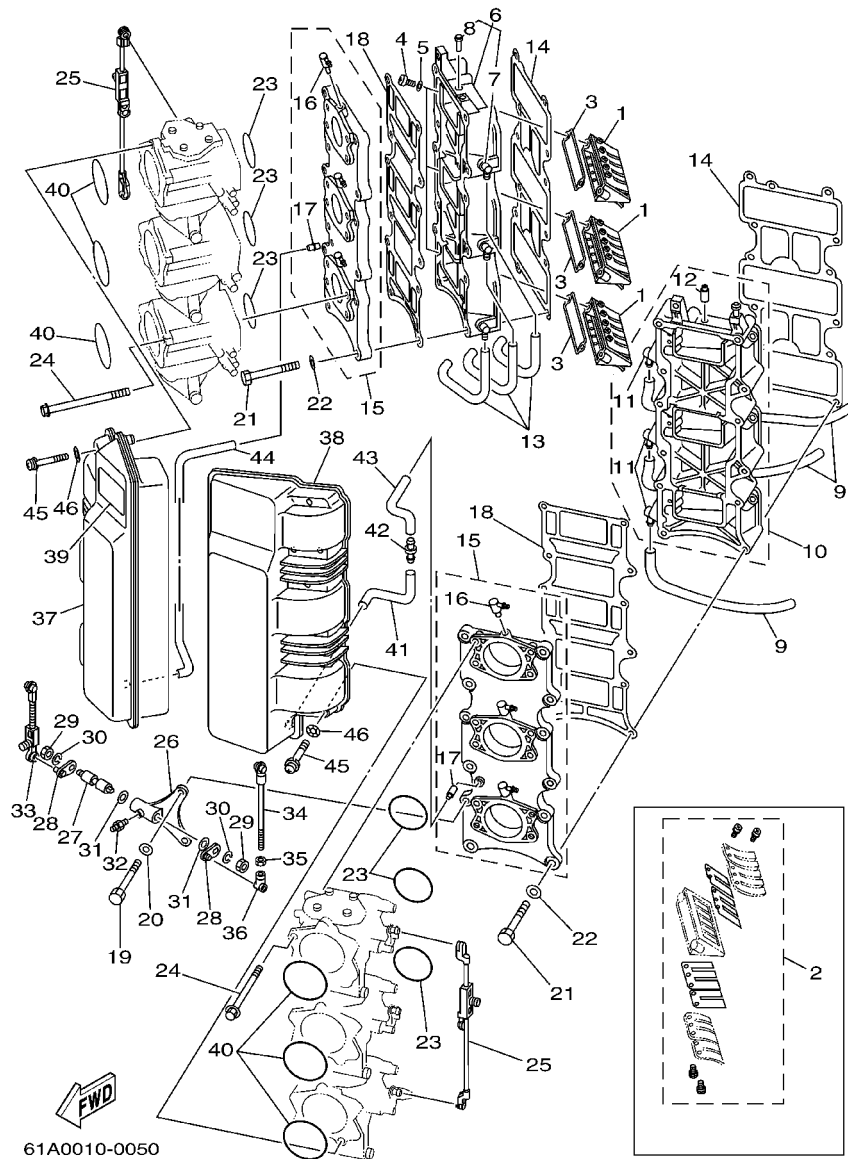


FIG. 4 CYLINDER. CRANKCASE 2 CYLINDRE. CARTER 2



61A0010-0040

REF. NO.	PART NO. NO. PIECES	DESCRIPTION DESCRIPTION	250A	L250		REMARKS REMARQUES
1	62J-11111-01-1S	HEAD, CYLINDER 1 CULASSE	2	2		
2	69L-11181-00	GASKET, CYLINDER HEAD 1 JOINT, DE CULASSE 1	2	2		
3	90119-08MA5	BOLT, WITH WASHER BOULON, AVEC RONDELLE	3	3		
4	90119-08M99	BOLT, WITH WASHER BOULON, AVEC RONDELLE	37	37		
5	61A-11191-00-1S	COVER, CYLINDER HEAD 1 COUVERCLE, CULASSE 1	2	2		
6	61A-11193-A1	GASKET, HEAD COVER 1 JOINT, COUVERCLE DE CULASSE 1	2	2		
7	90119-06MA5	BOLT, WITH WASHER BOULON, AVEC RONDELLE	12	12		
8	6J8-11325-00	ANODE ANODE	2	2		
9	6H3-11328-00	GROMMET, ANODE PASSE-FIL	2	2		
10	6H3-11327-00-1S	COVER, ANODE COUVERCLE	2	2		
11	97013-06016	BOLT BOULON	2	2		
12	92903-06600	WASHER, PLATE RONDELLE, PLATE	2	2		
13	61A-41113-00-1S	OUTER COVER, EXHAUST COUVERCLE, ECHAPPEMENT	1	1		
14	650-24378-00	.PIPE, JOINT 4 .DURITE RACCORDEMENT 4	1	1		
15	61A-41112-A0	GASKET, EXHAUST INNER COVER JOINT, PLAQUE D'ECHAPPEMENT	1	1		
16	90119-06MA3	BOLT, WITH WASHER BOULON, AVEC RONDELLE	25	25		
17	61A-24312-00	PIPE 2 DURITE 2	1	1		
18	90467-08004	CLIP JONC	2	2		
19	6G5-12416-00	VALVE, PRESSURE CONTROL SOUPAPE DE CONTROLEUR PRESS	1	1		
20	90501-16M11	SPRING, COMPRESSION RESSORT, COMPRESSION	1	1		
21	90480-20M05	GROMMET PASSE-FIL	1	1		
22	6G5-11382-A1	GASKET 2 JOINT 2	1	1		
23	6G5-11372-00-1S	COVER, BYPASS 2 CONVERCLE	1	1		
24	90119-06MA2	BOLT, WITH WASHER BOULON, AVEC RONDELLE	2	2		
25	61A-12576-00	HOSE 1 TUYAU 1	1	1		
26	90465-13M18	CLAMP BRIDE	2	2		
27	94702-00247	PLUG, SPARK (NGK BR8HS-10) BOUGIE D'ALLUMAGE (NGK BR8HS-10)	6	6		



61A0010-0050

FIG. 5 INTAKE

ADMISSION

REF. NO.	PART NO. NO. PIECES	DESCRIPTION DESCRIPTION	250A	L250		REMARKS REMARQUES
1	65L-13610-01	REED VALVE ASSY CLAPET COMPLET	6	6		
2	65J-W0004-01	.REED SET .JEU DE CLAPETS	1	1		
3	61A-13621-A0	GASKET, VALVE SEAT JOINT, SIEGE DE CLAPET	6	6		
4	97880-05016	SCREW, PAN HEAD VIS, TETE TRONCONIQUE	12	12		
5	92990-05600	WASHER, PLATE RONDELLE, PLATE	12	12		
6	61A-13624-20-1S	PLATE, REED VALVE PLAQUE DE CLAPET	1	1		
7	6E5-11372-01	.NIPPLE, HOSE .RACCORD, TUYAU	3	3		
8	650-24378-00	.PIPE, JOINT 4 .DURITE RACCORDEMENT 4	1	1		
9	90445-07M20	HOSE (L405) DURITE (L405)	3	3		
10	61A-13624-30-1S	PLATE, REED VALVE PLAQUE DE CLAPET	1	1		
11	6E5-11372-01	.NIPPLE, HOSE .RACCORD, TUYAU	3	3		
12	650-24378-00	.PIPE, JOINT 4 .DURITE RACCORDEMENT 4	1	1		
13	90445-07M45	HOSE (L340) DURITE (L340)	3	3		
14	61A-13646-00	GASKET, MANIFOLD 2 JOINT, TUBULURE 2	2	2		
15	61A-13641-00-1S	MANIFOLD 1 TUBULURE 1	2	2		
16	61A-13552-00	.NOZZLE .GICLEUR	3	3		
17	624-14485-00	.PIPE, JOINT .DURITE	1	1		
18	61A-13645-00	GASKET, MANIFOLD 1 JOINT, TUBULURE 1	2	2		
19	97013-06070	BOLT BOULON	2	2		
20	92903-06600	WASHER, PLATE RONDELLE, PLATE	2	2		
21	97013-06065	BOLT BOULON	22	22		
22	92903-06600	WASHER, PLATE RONDELLE, PLATE	22	22		
23	93210-50MA8	O-RING JOINT TORIQUE	6	6		
24	90105-06M55	BOLT, FLANGE BOULON	24	24		
25	61A-41217-01	ROD, ACCEL. LEVER TIGE, LEVIER ACCELERATION	2	2		
26	61A-41663-00-1S	BRACKET 3 SUPPORT 3	1	1		
27	61A-41242-00	ROD 2 TIGE 2	1	1		

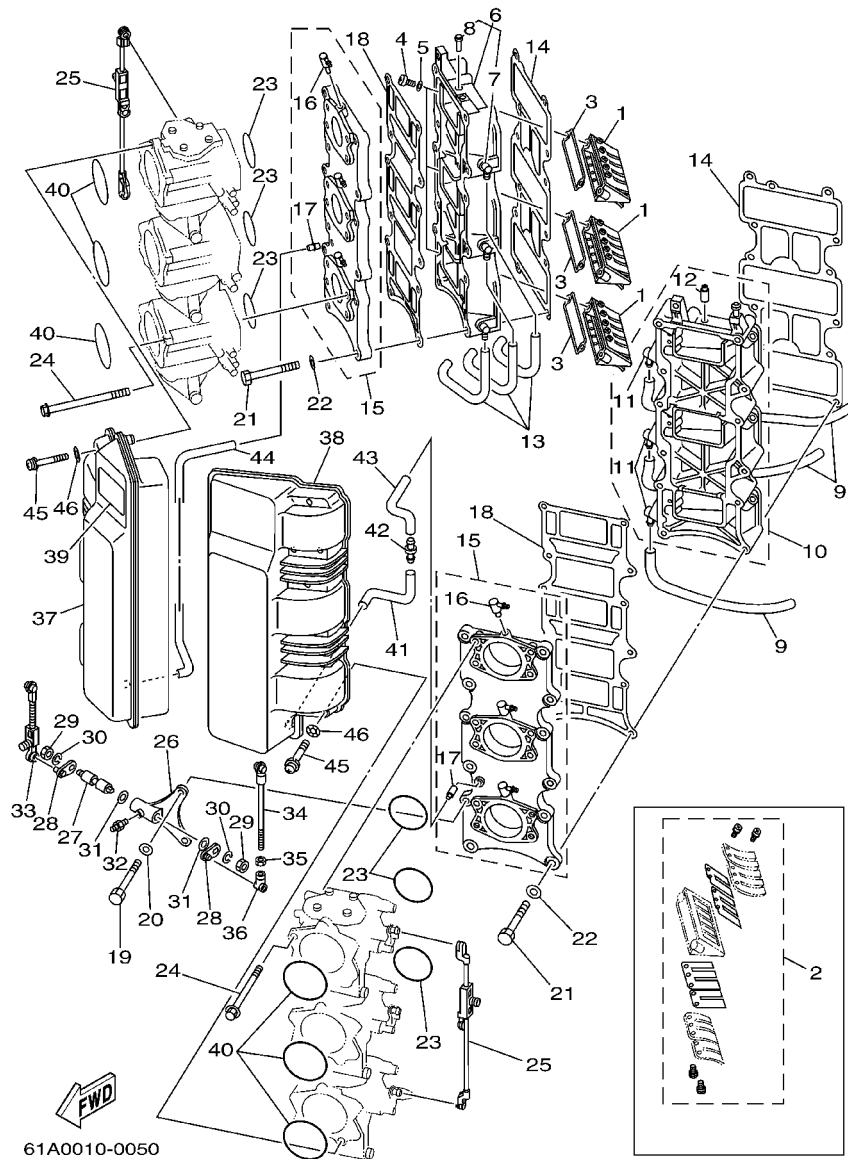


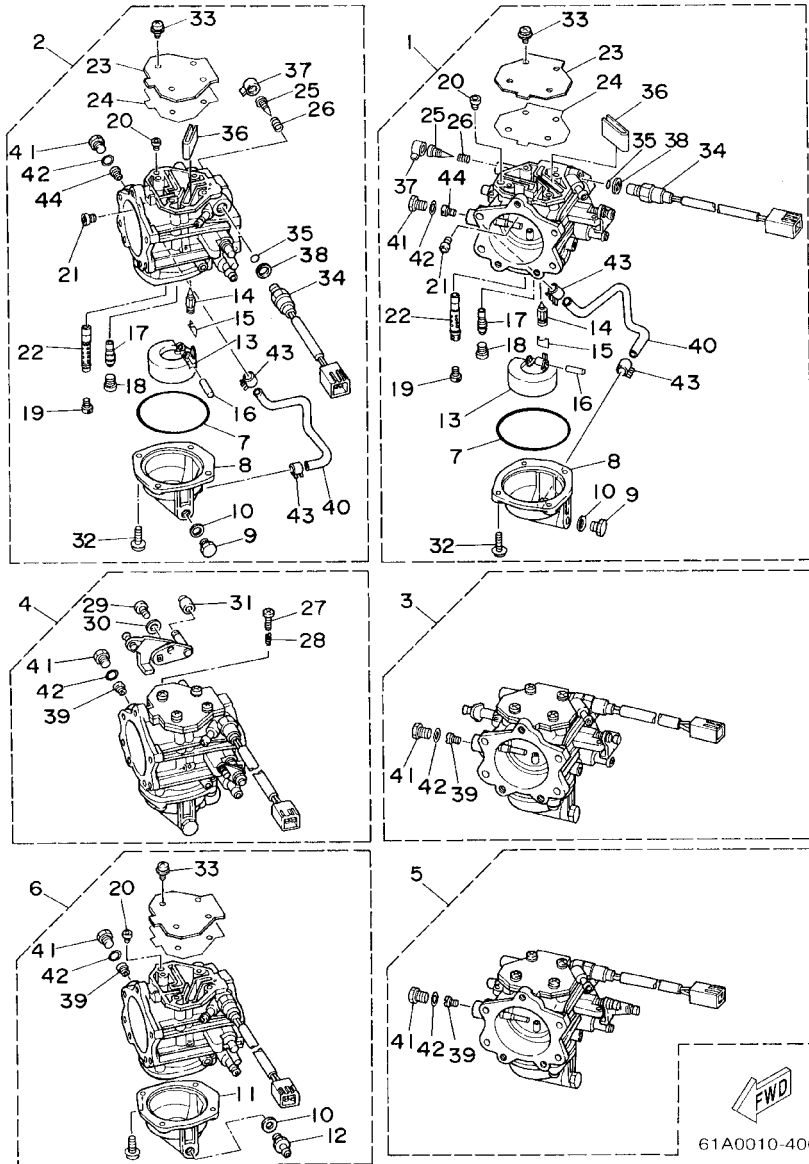
FIG. 5 INTAKE

ADMISSION

REF. NO.	PART NO. NO. PIECES	DESCRIPTION DESCRIPTION	250A	L250		REMARKS REMARQUES
28	61A-41280-00	ACCEL. LEVER ASSY LEVIER D'ACCELERATION	2	2		
29	95380-06600	NUT, HEXAGON ECROU	2	2		
30	92990-06100	WASHER, SPRING RONDELLE, GROWER	2	2		
31	90202-08M41	WASHER, PLATE RONDELLE, PLATE	2	2		
32	93700-06M03	NIPPLE, GREASE PION	1	1		
33	61A-41211-01	LINK, ACCEL. BIELLETTE, ACCELERATION	1	1		
34	6J8-41237-00	JOINT, LINK RACCORD	1	1		
35	95380-05600	NUT ECROU	1	1		
36	6H4-41237-00	JOINT, LINK RACCORD	1	1		
37	61A-14440-03	SILENCER ASSY, INTAKE SIENCIEUX D'ADMISSION	1	1		
38	61A-14440-10	SILENCER ASSY, INTAKE SIENCIEUX D'ADMISSION	1	1		
39	61A-1441K-01	EMBLEM EMBLEME	1	1		
40	93210-60ME8	O-RING JOINT TORIQUE	6	6		
41	90445-07254	HOSE (L118) DURITE (L118)	1	1		
42	6E5-13132-00	JOINT RACCORD	1	1		
43	90445-07258	HOSE (L200) DURITE (L200)	1	1		
44	90445-07M44	HOSE (L250) DURITE (L250)	1	1		
45	90159-06M16	SCREW, WITH WASHER VIS, AVEC RONDELLE	18	18		
46	90209-06M05	WASHER RONDELLE	18	18		

FIG. 6 CARBURETOR

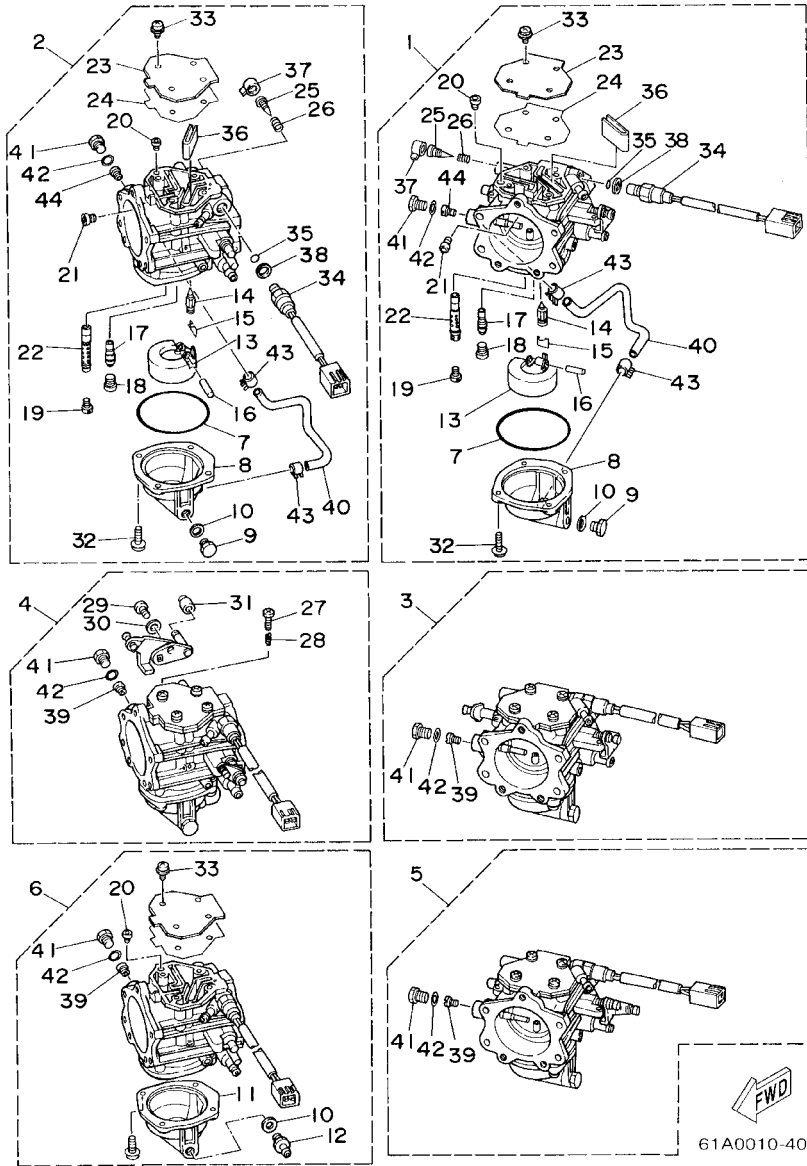
CARBURETEUR



REF. NO.	PART NO. NO. PIECES	DESCRIPTION DESCRIPTION	250A	L250	REMARKS REMARQUES
1	61A-14100-06	CARBURETOR ASSY 1 CARBURATEUR COMPLET 1	1	1	
2	61A-14301-06	CARBURETOR ASSY 2 CARBURATEUR COMPLET 2	1	1	
3	61A-14101-06	CARBURETOR ASSY 3 CARBURATEUR COMPLET 3	1	1	
4	61A-14302-06	CARBURETOR ASSY 4 CARBURATEUR COMPLET 4	1	1	
5	61A-14102-06	CARBURETOR ASSY 5 CARBURATEUR COMPLET 5	1	1	
6	61A-14303-06	CARBURETOR ASSY 6 CARBURATEUR COMPLET 6	1	1	
7	61A-14384-00	.GASKET, FLOAT CHAMBER .JOINT, CUVE DE FLOTTEUR	6	6	
8	61A-14381-11	.BODY, FLOAT CHAMBER .CORPS, CUVE DE FLOTTEUR	5	5	#1,2,3,4,5
9	61A-14383-01	.SCREW, DRAIN .BOUCHON, PURGE	5	5	#1,2,3,4,5
10	61A-14995-00	.GASKET .JOINT	6	6	
11	61A-14381-01	.BODY, FLOAT CHAMBER .CORPS, CUVE DE FLOTTEUR	1	1	#6
12	61A-14383-10	.SCREW, DRAIN .BOUCHON, PURGE	1	1	#6
13	61A-14385-00	.FLOAT .FLOTTEUR	6	6	
14	6E5-14546-00	.VALVE, NEEDLE .POINTEAU	6	6	
15	6E5-14159-00	.CLIP .JONC	6	6	
16	61A-14386-00	.PIN, FLOAT .AXE, FLOTTEUR	6	6	
17	61A-1492F-50	.JET, AIR SLOW .GICLEUR, AIR	6	6	
18	61A-14394-00	.VALVE, DRAIN .SOUPAPE, VIDANGE	6	6	
19	62J-1492E-81	.JET, MAIN (#162) .GICLEUR, PRINCIPAL (#162)	4	4	#1,2,4,6
	62J-1492E-80	.JET, MAIN (#160) .GICLEUR, PRINCIPAL (#160)	2	2	#3,5
20	61A-1492G-52	.JET, MAIN AIR BLEED (#260) .GICLEUR PRINCIPAL (#260)	6	6	
21	61A-1492H-14	.JET, SLOW AIR BLEED (#70) .GICLEUR, AIR (#70)	6	6	
22	61A-1492A-01	.NOZZLE, MAIN .PUITS D'AIGUILLE	6	6	
23	61A-14527-00	.PLATE .PLAQUE	6	6	
24	61A-14959-00	.GASKET .JOINT	6	6	
25	6E5-14323-03	.SCREW, AIR ADJUSTING .VIS DE DOSEUR D'AIR	6	6	
26	6E5-14223-00	.SPRING, AIR ADJUSTING .RESSORT, DOSAGE DE L'AIR	6	6	

FIG. 6 CARBURETOR

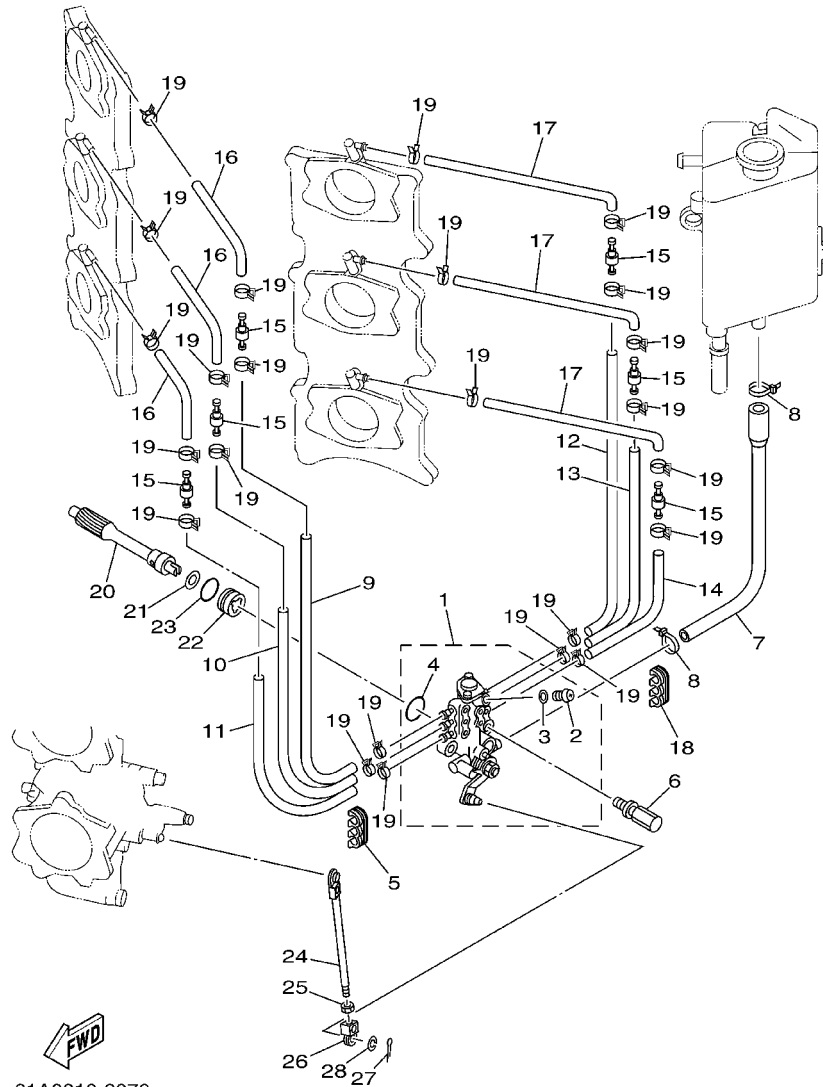
CARBURATEUR



REF. NO.	PART NO. NO. PIECES	DESCRIPTION DESCRIPTION	250A	L250	REMARKS REMARQUES
27	6E5-14321-00	.SCREW, THROTTLE .VIS, ACCELERATEUR	1	1	#4
28	6J8-14334-00	.SPRING, THROTTLE .RESSORT, ACCELERATEUR	1	1	#4
29	6J8-14592-01	.SCREW .VIS	1	1	#4
30	92990-05600	.WASHER, PLATE .RONDELLE, PLATE	1	1	#4
31	6J8-14578-00	.COLLAR .COLLERETTE	1	1	#4
32	97980-05116	.SCREW, WITH WASHER .VIS, AVEC RONDELLE	24	24	
33	97980-05108	.SCREW, WITH WASHER .VIS, AVEC RONDELLE	24	24	
34	61A-86120-00	.SOLENOID VALVE .SOLENOID	6	6	
35	61A-14561-00	.O-RING .JOINT TORIQUE	6	6	
36	61A-14163-00	.SPACER .ENTRETOISE	6	6	
37	61A-14118-00	.CAP .COUVERCLE	6	6	
38	61A-14198-00	.GASKET .JOINT	6	6	
39	61A-1492E-5H	.JET, MAIN (#115) .GICLEUR, PRINCIPAL (#115)	4	4	#3,4,5,6
40	61A-14298-00	.PIPE .DURITE	6	6	
41	61A-14383-01	.SCREW, DRAIN .BOUCHON, PURGE	6	6	
42	61A-14995-00	.GASKET .JOINT	6	6	
43	90465-11M10	.CLAMP .BRIDE	12	12	
44	61A-1492E-5C	.JET, MAIN (#105) .GICLEUR, PRINCIPAL (#105)	2	2	#1,2

FIG. 7 OIL PUMP

POMPE A HUILE

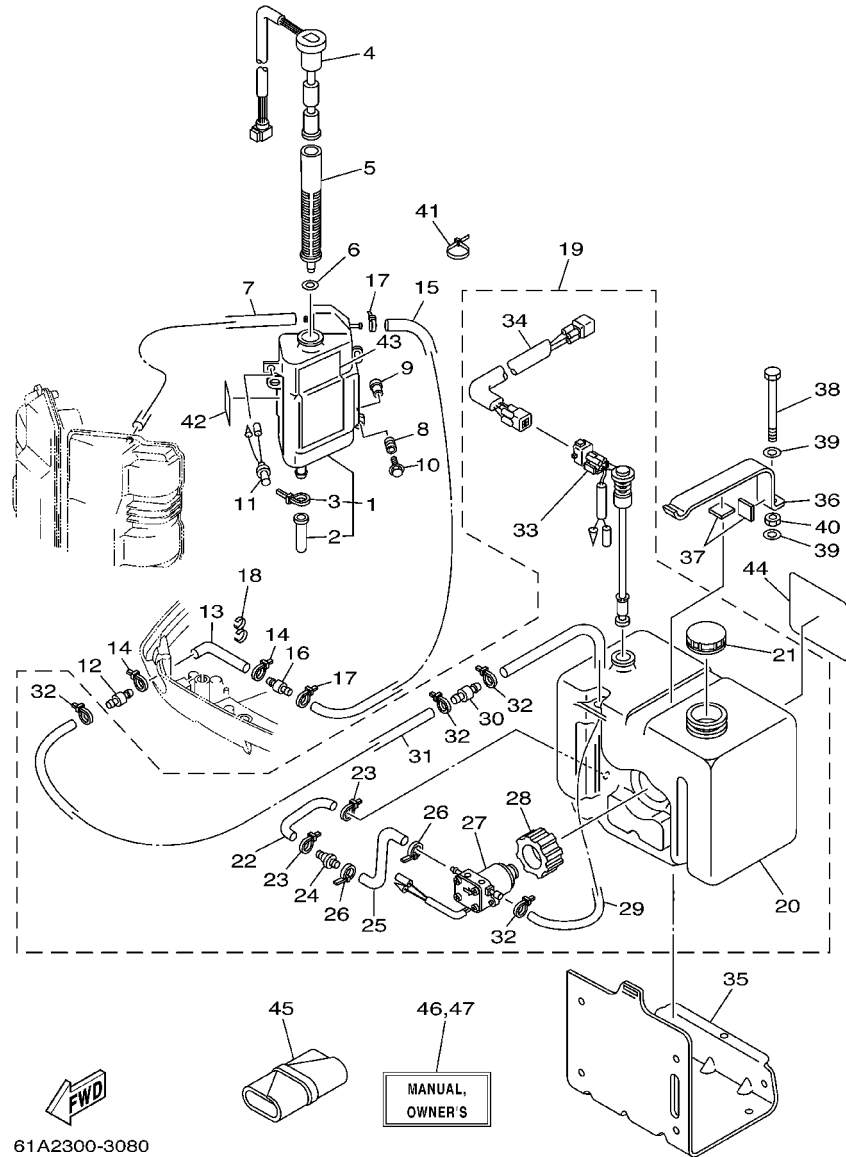


REF. NO.	PART NO. NO. PIECES	DESCRIPTION DESCRIPTION	250A	L250	REMARKS REMARQUES
1	62J-13200-00	OIL INJECTION PUMP ASSY POMPE A HUILE COMPLET	1	1	
2	6R3-13471-00	.PLUG, DRAIN .PLOT, VIDANGE	1	1	
3	6L2-13475-00	.GASKET .JOINT	1	1	
4	93210-19M82	.O-RING .JOINT TORIQUE	1	1	
5	90464-07M05	CLAMP BRIDE	1	1	
6	90109-06M40	BOLT BOULON	2	2	
7	61A-13416-00	PIPE, OIL 1 DURITE A HUILE	1	1	
8	90465-11M10	CLAMP BRIDE	2	2	
9	90445-07M77	HOSE (L350) DURITE (L350)	1	1	
10	90445-07M72	HOSE (L250) DURITE (L250)	1	1	
11	90445-07196	HOSE (L160) DURITE (L160)	1	1	
12	90445-07M77	HOSE (L350) DURITE (L350)	1	1	
13	90445-07M72	HOSE (L250) DURITE (L250)	1	1	
14	90445-07196	HOSE (L160) DURITE (L160)	1	1	
15	6R3-13183-10	VALVE, CHECK S'OUPAPE DE RATANUE	6	6	
16	90445-07M87	HOSE (L110) DURITE (L110)	3	3	
17	90445-07M07	HOSE (L180) DURITE (L180)	3	3	
18	90464-07M05	CLAMP BRIDE	2	2	
19	90468-07M02	CLIP JONC	24	24	
20	61A-11537-00	GEAR, DRIVEN PIGNON SECONDAIRE	1	1	
21	90201-09M01	WASHER, PLATE RONDELLE, PLATE	1	1	
22	61A-13117-00	COLLAR, DISTANCE ENTRETOISE	1	1	
23	93210-18MA9	O-RING JOINT TORIQUE	1	1	
24	61A-41237-00	JOINT, LINK RACCORD	1	1	
25	95380-05600	NUT ECROU	1	1	
26	6H1-41237-00	JOINT, LINK RACCORD	1	1	
27	91490-12012	PIN, COTTER GOUPILLE	1	1	



FIG. 8 OIL TANK

RESERVOIR A PETROLE



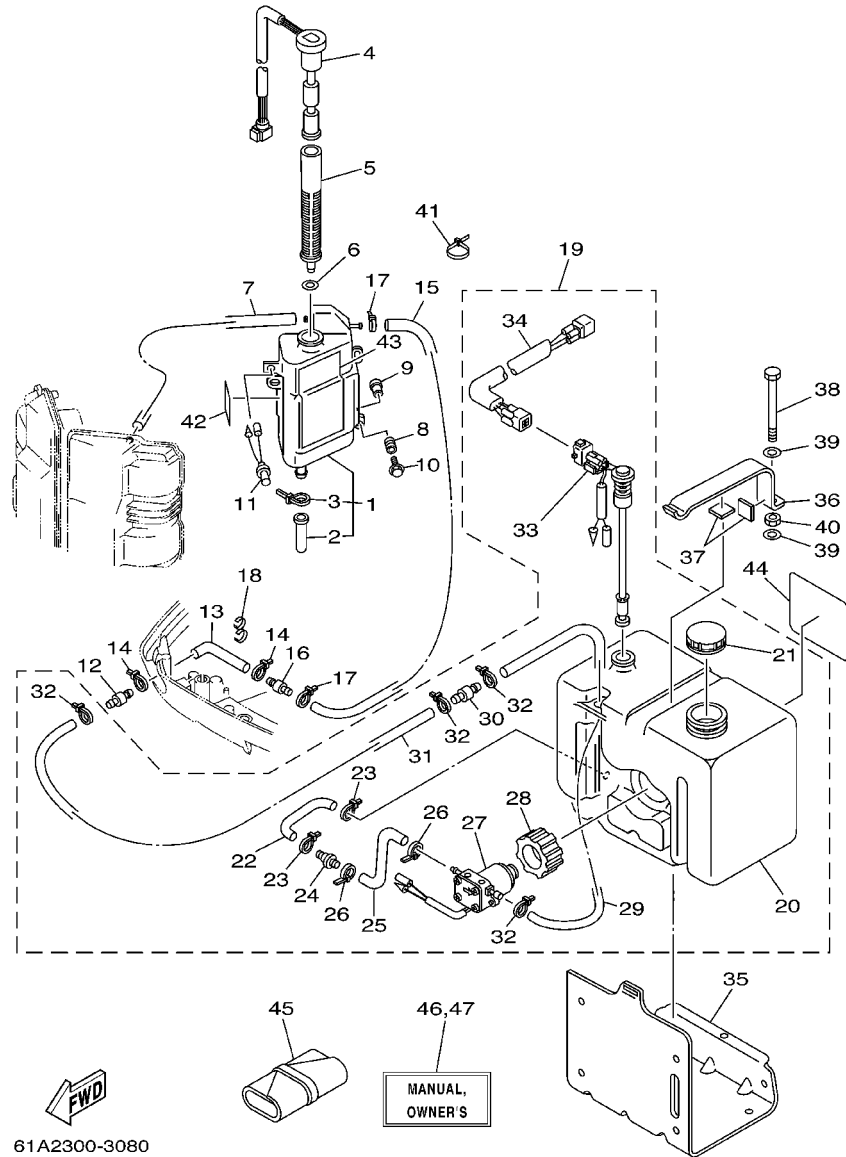
61A2300-3080

REF. NO.	PART NO. NO. PIECES	DESCRIPTION DESCRIPTION	250A	L250	REMARKS REMARQUES
1	61A-21750-00	OIL TANK ASSY RESERVOIR A HUILE	1	1	
2	6E5-13448-00	.CAP .CAPUCHON	1	1	
3	90465-13M11	.CLAMP .BRIDE	1	1	
4	61A-85730-01	OIL LEVEL GAUGE ASSY VIEUX	1	1	
5	61A-13411-00	STRAINER, OIL FILTRE, HUILE	1	1	
6	6E5-13414-00	GASKET, STRAINER COVER JOINT, COUVERCLE DE FILTRE	1	1	
7	90445-05M02	HOSE (L380) DURITE (L380)	1	1	
8	6A0-82317-00	DAMPER, IGNITION COIL AMORTISSEUR, BOBINE D'ALLUM	3	3	
9	624-42542-00	PIPE TUYAU	3	3	
10	90119-06M65	BOLT, WITH WASHER BOULON, AVEC RONDELLE	3	3	
11	6R3-8259E-00	SWITCH ASSY COMMUTATEUR	1	1	
12	6E5-24379-00	PIPE, JOINT 4 DURITE RACCORDEMENT 4	1	1	
13	90445-12M04	HOSE (L1900) DURITE (L1900)	1	1	
14	90465-11M10	CLAMP BRIDE	2	2	
15	6E5-24323-00	PIPE 12 DURITE	1	1	
16	6E5-24379-00	PIPE, JOINT 4 DURITE RACCORDEMENT 4	1	1	
17	90465-11M10	CLAMP BRIDE	2	2	
18	90464-13M34	CLAMP BRIDE	1	1	
19	61A-21708-20	SUB OIL TANK ASSY RESERVOIR A HUILE SECOURS (ENS	1	1	
20	6E5-21733-20	.SUB TANK, OIL (10.5L) .RESERVOIR A HUILE SECOURS:10.	1	1	
21	6E5-21770-03	.OIL TANK CAP ASSY .CABOCHON DE RESERVOIR A HUILE	1	1	
22	6E5-24322-00	.PIPE 11 .DURITE	1	1	
23	90465-11M10	.CLAMP .BRIDE	2	2	
24	646-24251-02	.STRAINER 1 .FILTRE 1	1	1	
25	6E5-24319-01	.PIPE, OIL .DURITE A HUILE	1	1	
26	90465-11M10	.CLAMP .BRIDE	2	2	
27	6E5-81900-01	.OIL FEED PUMP ASSY .VIEUX	1	1	



FIG. 8 OIL TANK

RESERVOIR A PETROLE

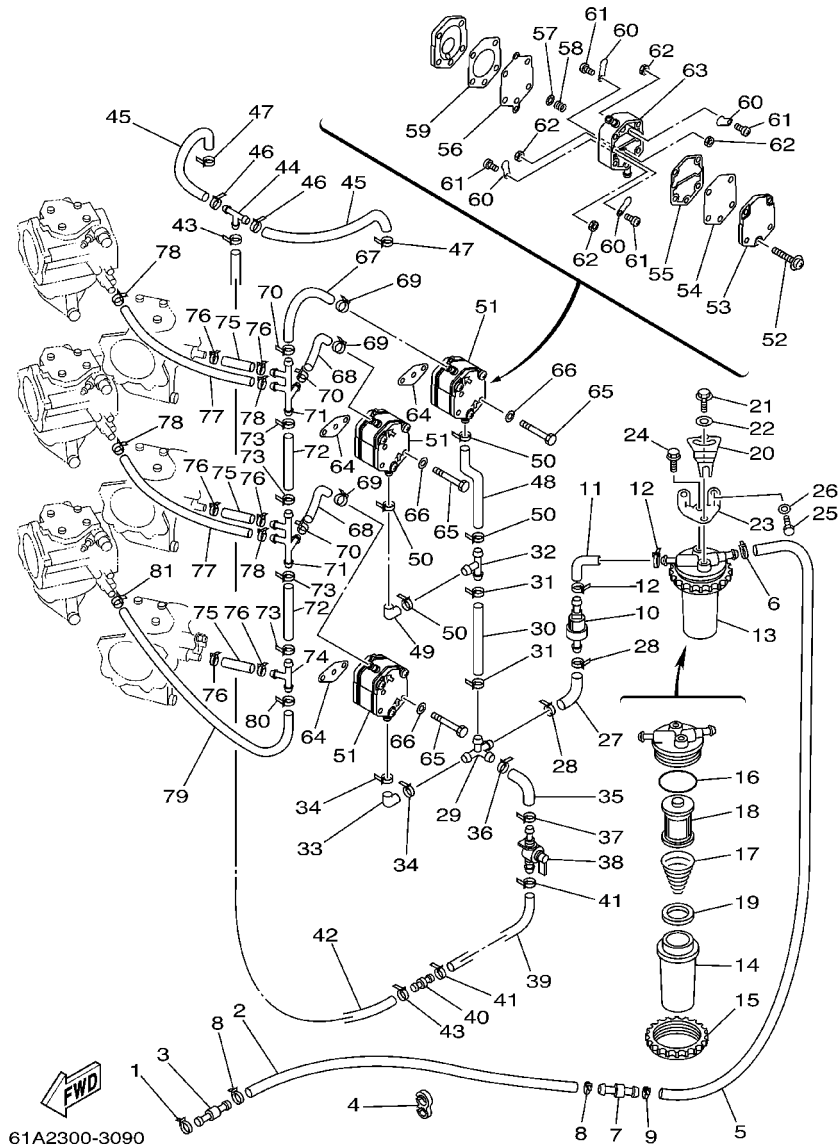


REF. NO.	PART NO. NO. PIECES	DESCRIPTION DESCRIPTION	250A	L250	REMARKS REMARQUES
28	6E5-81922-00	.GROMMET .OEILLET CAOUTCHOUC	1	1	
29	6E5-24321-01	.PIPE 10 .DURITE	1	1	
30	6E5-24379-00	.PIPE, JOINT 4 .DURITE RACCORDEMENT 4	1	1	
31	90445-11M26	.HOSE (L6500) .DURITE (L6500)	1	1	
32	90465-11M10	.CLAMP .BRIDE	4	4	
33	6E5-85720-04	.OIL LEVEL GAUGE ASSY .JAUGE A HUILE CPLT	1	1	
34	6R3-85721-80	.WIRE, LEAD (8M) .FIL, SECONDAIRE (8M)	1	1	
35	6E5-21734-01-33	HOLDER, OIL SUB TANK SUPPORT, RESERV AUXIL A HUILE	1	1	
36	6E5-21798-01-33	BRACKET, DAMPER SUPPORT, AMORTISSEUR	1	1	
37	6E5-21746-00	DAMPER AMORTISSEUR	2	2	
38	97080-06100	BOLT BOULON	1	1	
39	92990-06600	WASHER, PLATE RONDELLE, PLATE	2	2	
40	95380-06600	NUT, HEXAGON ECROU	1	1	
41	90465-13M11	CLAMP BRIDE	2	2	
42	6E5-85711-60	MARK, CAUTION MAKER	1	1	
43	61A-85711-61	MARK, CAUTION MAKER	1	1	
44	6E5-13437-62	MARK, CAUTION MAKER	1	1	
45	656-W2810-02	TOOL KIT TROUSSE A OUTILS	1	1	
46	61A-28199-7B-A0	MANUAL, OWNER'S MANUEL D'UTILISATION	1	1	UR (E,F,S)
	61A-28199-7B-B0	MANUAL, OWNER'S MANUEL D'UTILISATION	1	1	UR (D,NL,I)
47	61A-28199-8B-A0	MANUAL, OWNER'S MANUEL D'UTILISATION	1	1	UR (DK,P,GR)
	61A-28199-8B-B0	MANUAL, OWNER'S MANUEL D'UTILISATION	1	1	UR (N,S,SS)

61A2300-3080

FIG. 9 FUEL 1

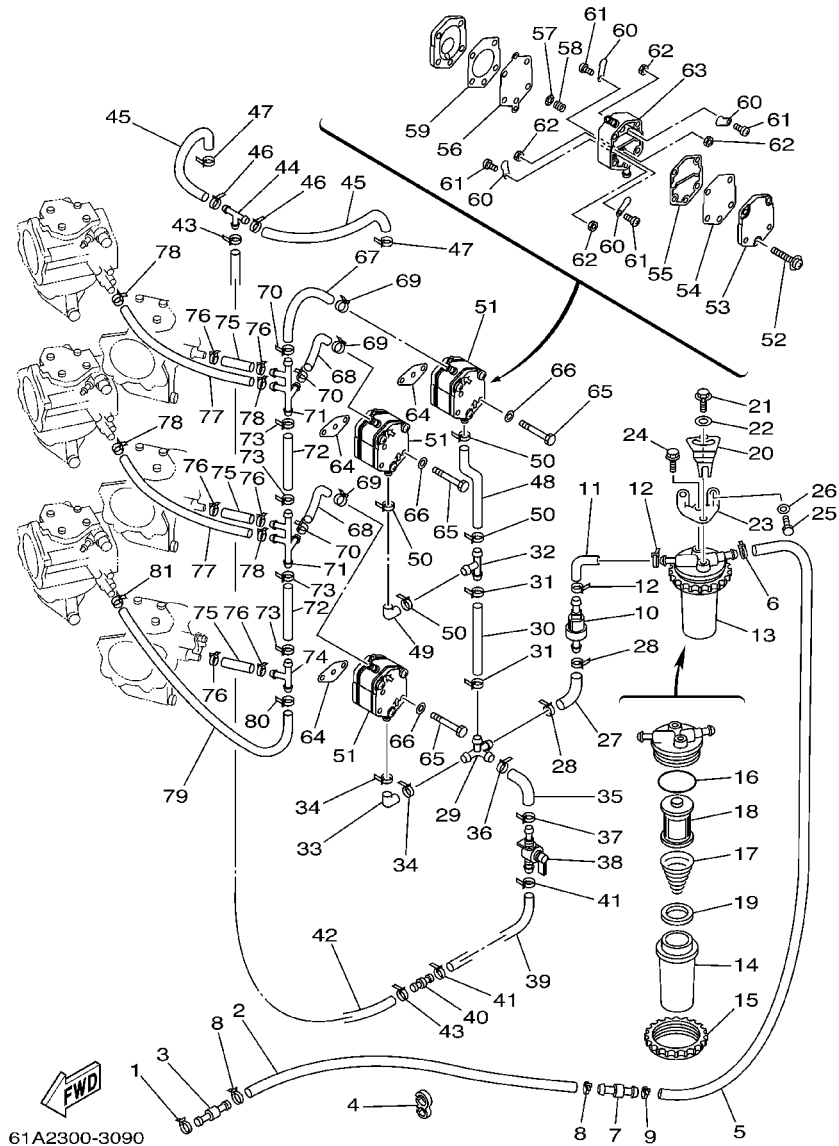
CARBURANT 1



REF. NO.	PART NO. NO. PIECES	DESCRIPTION DESCRIPTION	250A	L250	REMARKS REMARQUES
1	90465-11M10	CLAMP BRIDE	1	1	
2	90445-13M17	HOSE (L2700) DURITE (L2700)	1	1	
3	6R3-24377-00	PIPE, JOINT 3 DURITE RACCORDEMENT 3	1	1	
4	90464-13M34	CLAMP BRIDE	2	2	
5	61A-24313-00	PIPE 3 DURITE 3	1	1	
6	90465-11M10	CLAMP BRIDE	1	1	
7	6R3-24377-00	PIPE, JOINT 3 DURITE RACCORDEMENT 3	1	1	
8	90465-11M10	CLAMP BRIDE	2	2	
9	90465-11M10	CLAMP BRIDE	1	1	
10	6R5-24408-00	FUEL FEED ASSY ALIMENT D'ESSENCE	1	1	
11	61A-24311-00	PIPE, FUEL 1 DURITE A ESSENCE	1	1	
12	90465-11M10	CLAMP BRIDE	2	2	
13	61A-24560-04	FILTER ASSY ENS FILTRE	1	1	
14	61A-24521-00	.CUP, FILTER .CUVETTE, FILTRE	1	1	
15	65L-24531-01	.NUT .ECROU	1	1	
16	61A-24564-00	.O-RING .JOINT TORIQUE	1	1	
17	61A-24577-01	.SPRING .RESSORT	1	1	
18	61A-24563-00	.ELEMENT, FILTER .ELEMENT, FILTRE	1	1	
19	61A-24469-00	.FLOAT, WATER LEVEL .FLOTTEUR	1	1	
20	65L-24558-00	HOLDER, FILTER SUPPORT, FILTRE	1	1	
21	97595-06416	BOLT, WITH WASHER VIS HEXAGONAL AVC RONDELLE	1	1	
22	90201-06068	WASHER, PLATE RONDELLE, PLATE	1	1	
23	61A-24566-00	BRACKET, FILTER SUPPORT, FILTRE	1	1	
24	97595-06514	BOLT, WITH WASHER VIS HEXAGONAL AVC RONDELLE	1	1	
25	97095-06016	BOLT BOULON	2	2	
26	92995-06600	WASHER RONDELLE	2	2	
27	61A-24311-00	PIPE, FUEL 1 DURITE A ESSENCE	1	1	

FIG. 9 FUEL 1

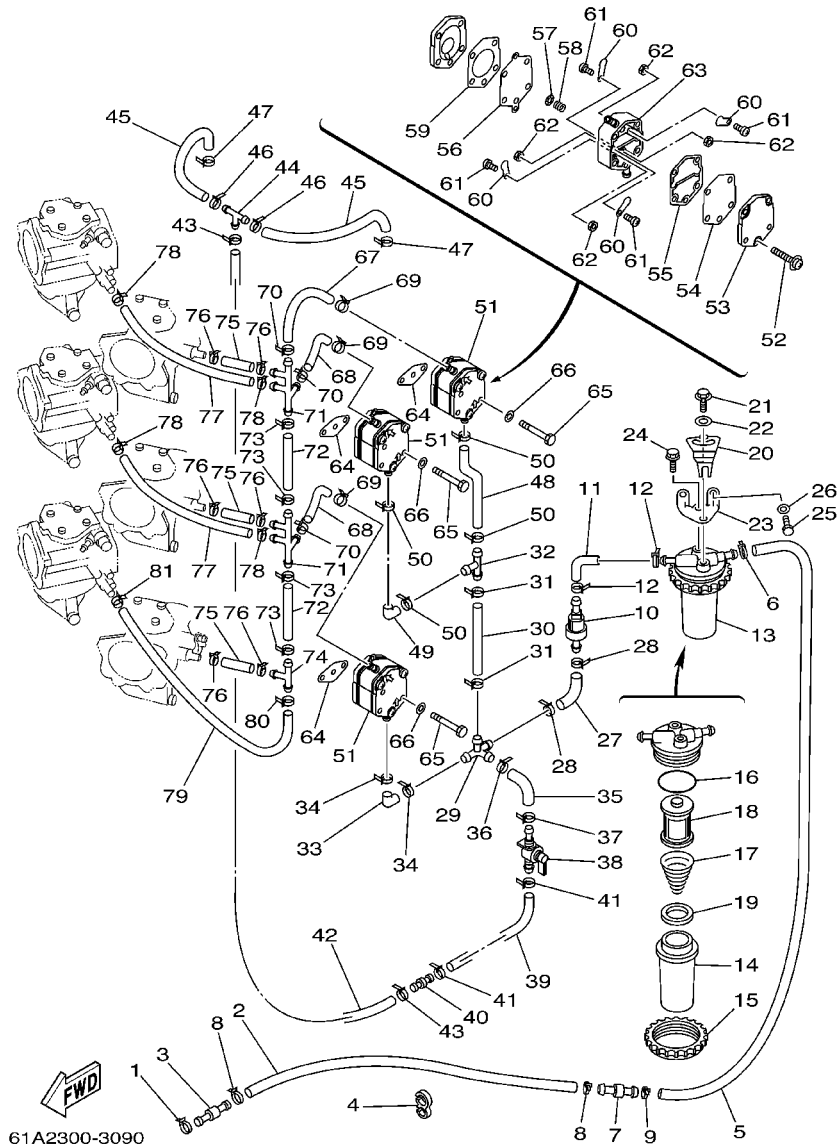
CARBURANT 1



REF. NO.	PART NO. NO. PIECES	DESCRIPTION DESCRIPTION	250A	L250	REMARKS REMARQUES
28	90465-11M10	CLAMP BRIDE	2	2	
29	6G5-24377-00	PIPE, JOINT 3 DURITE RACCORDEMENT 3	1	1	
30	6G5-24317-01	PIPE 7 DURITE 7	1	1	
31	90465-11M10	CLAMP BRIDE	2	2	
32	6E5-24378-00	PIPE, JOINT 3 DURITE, RACCORDEMENT 3	1	1	
33	6E5-24315-00	PIPE 5 DURITE 5	1	1	
34	90465-11M10	CLAMP BRIDE	2	2	
35	61A-24311-00	PIPE, FUEL 1 DURITE A ESSENCE	1	1	
36	90465-11M10	CLAMP BRIDE	1	1	
37	90465-11M10	CLAMP BRIDE	1	1	
38	61A-24500-00	FUEL COCK ASSY 1 ROBINET A ESSENCE	1	1	
39	90445-10M17	HOSE (L90) DURITE (L90)	1	1	
40	6E5-21744-00	BREATHER RENIFLARD	1	1	
41	90465-11M10	CLAMP BRIDE	2	2	
42	90445-10M34	HOSE (L550) DURITE (L550)	1	1	
43	90465-11M10	CLAMP BRIDE	2	2	
44	688-24378-00	PIPE, JOINT 4 DURITE RACCORDEMENT 4	1	1	
45	90445-10M17	HOSE (L90) DURITE (L90)	2	2	
46	90465-11M10	CLAMP BRIDE	2	2	
47	90465-11M10	CLAMP BRIDE	2	2	
48	6G5-24315-00	PIPE 5 DURITE 5	1	1	
49	6E5-24315-00	PIPE 5 DURITE 5	1	1	
50	90465-11M10	CLAMP BRIDE	4	4	
51	6E5-24410-03	FUEL PUMP ASSY POMPE A ESSENCE	3	3	
52	6E5-24444-00	.SCREW .VIS	3	3	
53	6E5-24413-00	.BODY 2 .CORPS 2	1	1	
54	6E5-24471-00	.DIAPHRAGM .DIAPHRAGME	1	1	

FIG. 9 FUEL 1

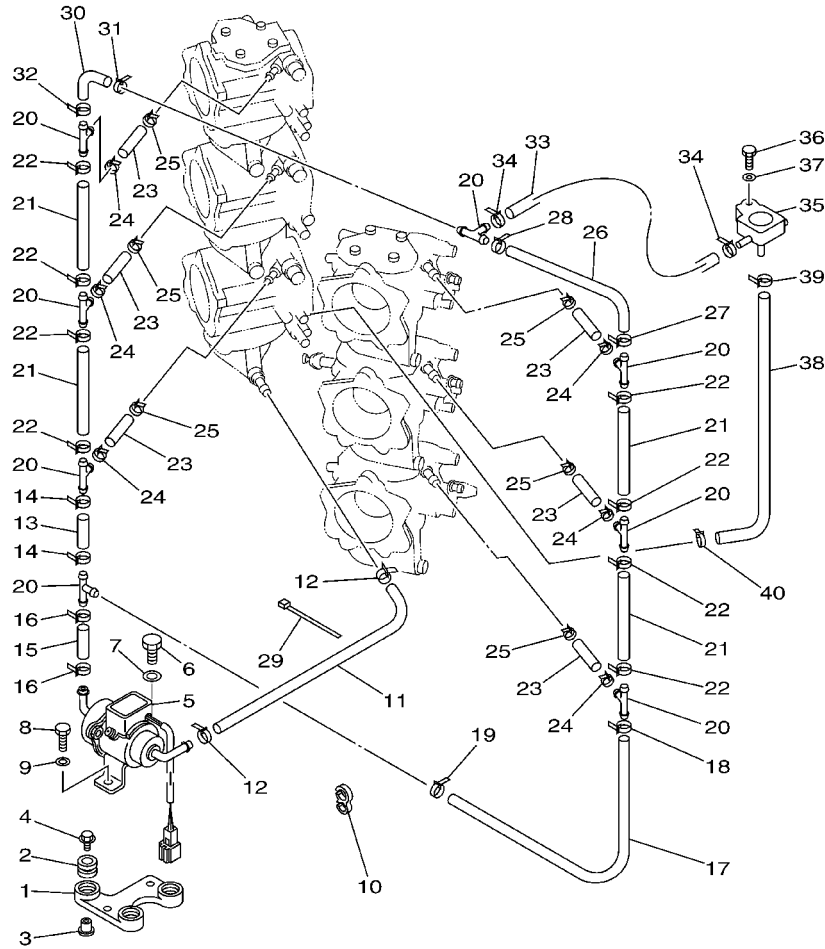
CARBURANT 1



REF. NO.	PART NO. NO. PIECES	DESCRIPTION DESCRIPTION	250A	L250	REMARKS REMARQUES
55	6E5-24435-00	.GASKET, BODY 2 .JOINT, CORPS 2	1	1	
56	6E5-24411-00	.DIAPHRAGM .DIAPHRAGME	1	1	
57	648-24424-00	.SEAT, SPRING .SIEGE, RESSORT	1	1	
58	6E5-24423-00	.SPRING, DIAPHRAGM .RESSORT, DIAPHRAGME	1	1	
59	6E5-24434-02	.GASKET, BODY .JOINT, CORPS	1	1	
60	6A0-24421-01	.VALVE, CHECK .SOUPAPE, RETENUE	4	4	
61	6A0-14325-00	.SCREW, PAN HEAD .VIS TETE CONIQUE	4	4	
62	95380-03600	.NUT .ECROU	4	4	
63	6E5-24412-10	.BODY 1 .CORPS 1	1	1	
64	650-24431-A0	GASKET, FUEL PUMP 1 JOINT 1 DE POMPE A ESSENCE	3	3	
65	97095-06050	BOLT BOULON	6	6	
66	92995-06600	WASHER RONDELLE	6	6	
67	6G5-24317-01	PIPE 7 DURITE 7	1	1	
68	90445-13M31	HOSE (L85) DURITE (L85)	2	2	
69	90465-11M10	CLAMP BRIDE	3	3	
70	90465-11M10	CLAMP BRIDE	3	3	
71	61A-24377-00	PIPE, JOINT 3 DURITE RACCORDEMENT 3	2	2	
72	90445-13M14	HOSE (L70) DURITE (L70)	2	2	
73	90465-11M10	CLAMP BRIDE	4	4	
74	6E5-24378-00	PIPE, JOINT 3 DURITE, RACCORDEMENT 3	1	1	
75	90445-13M02	HOSE (L40) DURITE (L40)	3	3	
76	90465-11M10	CLAMP BRIDE	6	6	
77	90445-13M12	HOSE (L235) DURITE (L235)	2	2	
78	90465-11M10	CLAMP BRIDE	4	4	
79	90445-13M11	HOSE (L300) DURITE (L300)	1	1	
80	90465-11M10	CLAMP BRIDE	1	1	
81	90465-11M10	CLAMP BRIDE	1	1	

FIG. 10 FUEL 2

CARBURANT 2

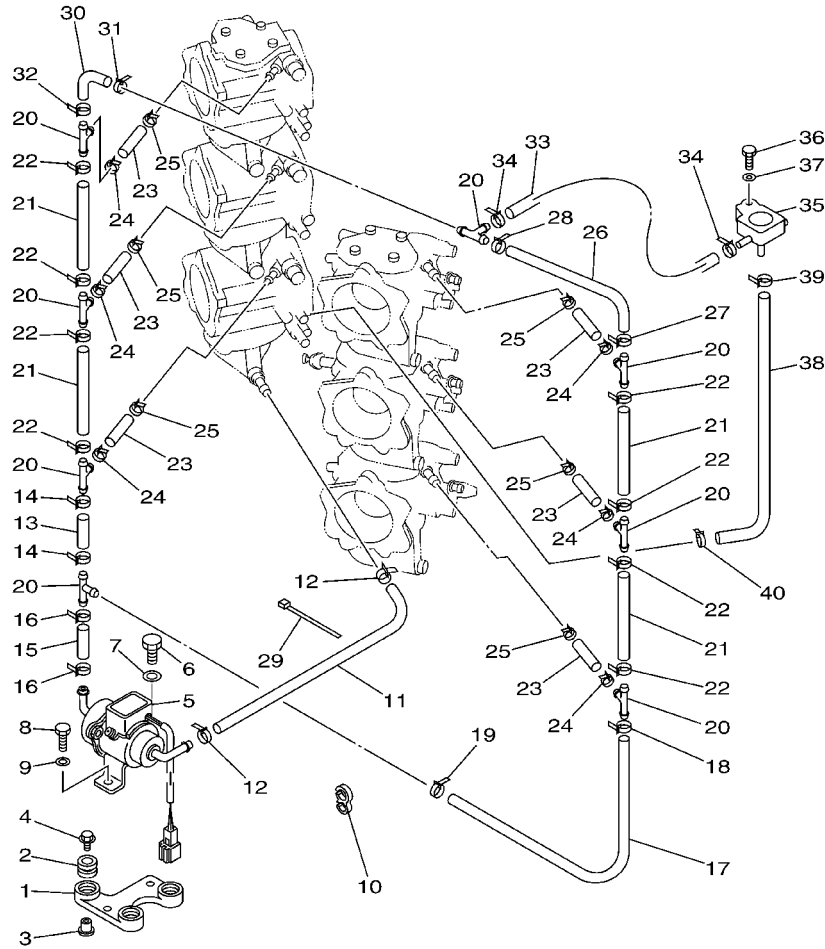


61A0010-0100

REF. NO.	PART NO. NO. PIECES	DESCRIPTION DESCRIPTION	250A	L250	REMARKS REMARQUES
1	61A-24491-00-94	BRACKET, FUEL PUMP SUPPORT, POMPE A ESSENCE	1	1	
2	6A0-82317-00	DAMPER, IGNITION COIL AMORTISSEUR, BOBINE D'ALLUM	3	3	
3	624-42542-00	PIPE TUYAU	3	3	
4	90119-06M65	BOLT, WITH WASHER BOULON, AVEC RONDELLE	3	3	
5	61A-13910-01	FUEL PUMP ASSY POMPE A ESSENCE COMPLET	1	1	
6	97095-08014	BOLT BOULON	1	1	
7	92995-08600	WASHER RONDELLE	1	1	
8	97095-06014	BOLT BOULON	1	1	
9	92995-06600	WASHER RONDELLE	1	1	
10	90464-13M34	CLAMP BRIDE	1	1	
11	6A4-24315-00	PIPE 5 DURITE 5	1	1	
12	90465-11M10	CLAMP BRIDE	2	2	
13	90445-10M31	HOSE (L45) DURITE (L45)	1	1	
14	90465-11M10	CLAMP BRIDE	2	2	
15	90445-10M14	HOSE (L30) DURITE (L30)	1	1	
16	90465-11M10	CLAMP BRIDE	2	2	
17	90445-10M40	HOSE (L330) DURITE (L330)	1	1	
18	90465-11M10	CLAMP BRIDE	1	1	
19	90465-11M10	CLAMP BRIDE	1	1	
20	688-24378-00	PIPE, JOINT 4 DURITE RACCORDEMENT 4	8	8	
21	90445-10M53	HOSE (L110) DURITE (L110)	4	4	
22	90465-11M10	CLAMP BRIDE	8	8	
23	61A-24316-00	PIPE 6 DURITE 6	6	6	
24	90465-11M10	CLAMP BRIDE	6	6	
25	90465-11M10	CLAMP BRIDE	6	6	
26	6A4-24315-00	PIPE 5 DURITE 5	1	1	
27	90465-11M10	CLAMP BRIDE	1	1	

FIG. 10 FUEL 2

CARBURANT 2



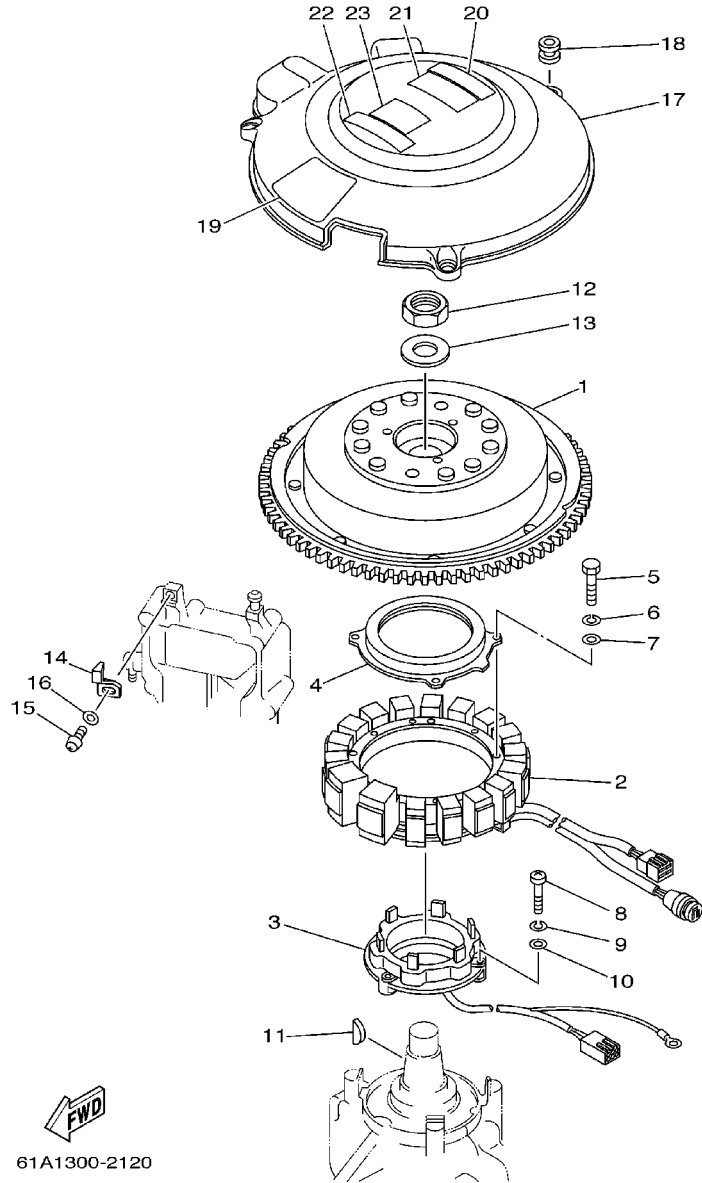
61A0010-0100

REF. NO.	PART NO. NO. PIECES	DESCRIPTION DESCRIPTION	250A	L250	REMARKS REMARQUES
28	90465-11M10	CLAMP BRIDE	1	1	
29	90464-11M24	CLAMP BRIDE	1	1	
30	90445-10M16	HOSE (L120) DURITE (L120)	1	1	
31	90465-11M10	CLAMP BRIDE	1	1	
32	90465-11M10	CLAMP BRIDE	1	1	
33	61A-24315-00	PIPE 5 DURITE 5	1	1	
34	90465-11M10	CLAMP BRIDE	2	2	
35	61A-24470-01	FUEL REGULATOR.ASSY REGULATEUR D'ESSENCE CPLT	1	1	
36	97095-06035	BOLT BOULON	1	1	
37	92995-06600	WASHER RONDELLE	1	1	
38	90445-10M92	HOSE (L450) DURITE (L450)	1	1	
39	90465-11M10	CLAMP BRIDE	1	1	
40	90465-11M10	CLAMP BRIDE	1	1	
-----					
-----					
-----					
-----					



FIG. 12 GENERATOR

GENERATRICE



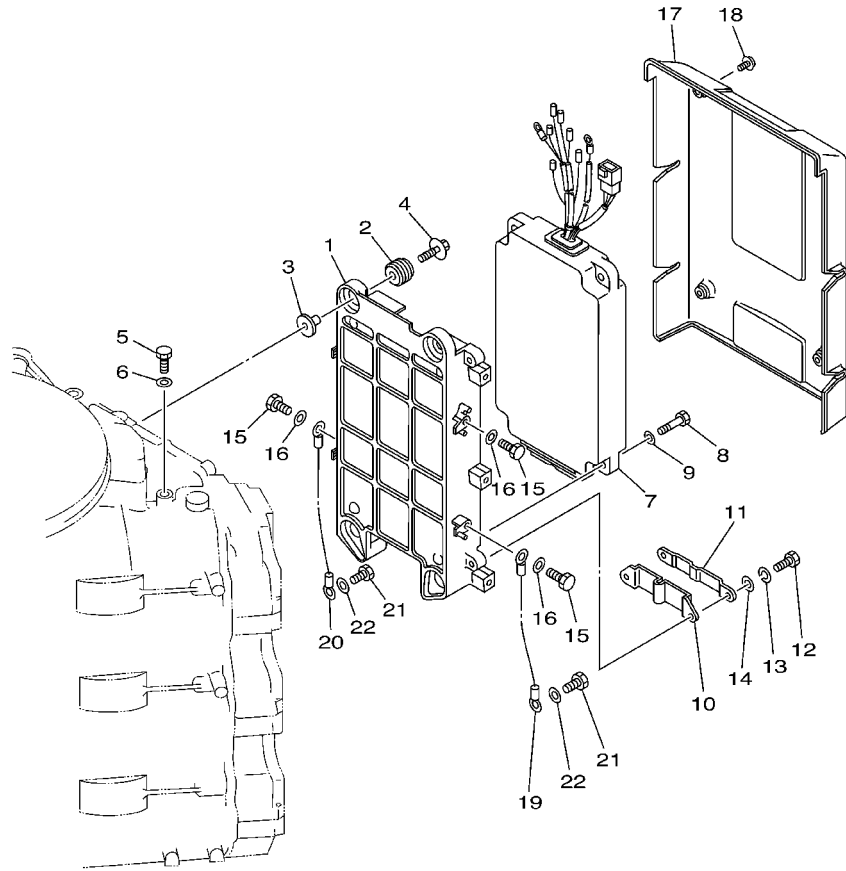
61A1300-2120

REF. NO.	PART NO. NO. PIECES	DESCRIPTION DESCRIPTION	250A	L250	REMARKS REMARQUES
1	61A-85550-01	ROTOR ASSY ROTOR CPLT	1	1	
2	65L-85510-10	STATOR ASSY STATOR CPLT	1	1	
3	61A-85580-01	COIL, PULSER BOBINE, PULSEUR	1	1	
4	61A-83721-00	COVER COUVERCLE	1	1	
5	97013-06035	BOLT BOULON	4	4	
6	92903-06100	WASHER, SPRING RONDELLE, GROWER	4	4	
7	92903-06600	WASHER, PLATE RONDELLE, PLATE	4	4	
8	97885-05030	SCREW, PAN HEAD VIS, A ENCOCHE	3	3	
9	92995-05100	WASHER RONDELLE	3	3	
10	92995-05600	WASHER RONDELLE	3	3	
11	90280-05015	KEY, WOODRUFF CLAVETTE, DEMI-LUNE	1	1	
12	90170-24M22	NUT ECROU	1	1	
13	90201-25M02	WASHER, PLATE RONDELLE, PLATE	1	1	
14	6E5-81332-00	PLATE, TIMING PLATEAU, ALLUMAGE	1	1	
15	97885-06010	SCREW, PAN HEAD VIS, A ENCOCHE	1	1	
16	92995-06600	WASHER RONDELLE	1	1	
17	61A-81337-01	COVER, FLYWHEEL COUVERCLE, VOLANT	1	1	
18	663-82317-01	DAMPER, IGNITION COIL AMORTISSEUR, BOBINE D'ALLUM	3	3	
19	61A-14488-00	LABEL, CAUTION ETIQUETTE, RECOMMANDATION	1	1	
20	6A1-83625-41	MARK 5 ETIQUETTE 5	1	1	
21	6A1-83625-51	MARK 5 ETIQUETTE 5	1	1	
22	6K1-83623-41	MARK 3 ETIQUETTE 3	1	1	
23	6K1-83623-50	MARK 3 ETIQUETTE 3	1	1	



FIG. 13 ELECTRICAL 1

PARTIE ELECTRIQUE 1



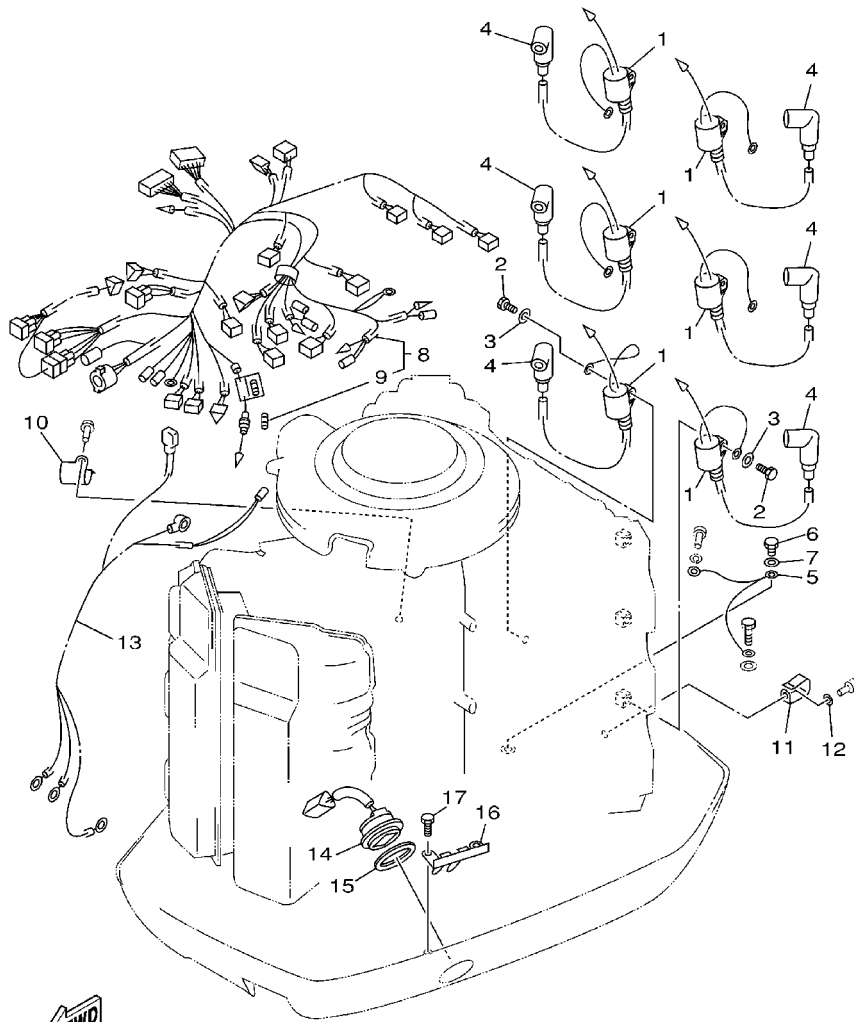
REF. NO.	PART NO. NO. PIECES	DESCRIPTION DESCRIPTION	250A	L250	REMARKS REMARQUES
1	61A-85542-01-94	BRACKET SUPPORT	1	1	
2	90480-09M12	GROMMET PASSE-FIL	4	4	
3	90387-06M03	COLLAR COLLERETTE	4	4	
4	90119-06M28	BOLT, WITH WASHER BOULON, AVEC RONDELLE	4	4	
5	97013-06016	BOLT BOULON	1	1	
6	92903-06600	WASHER, PLATE RONDELLE, PLATE	1	1	
7	62J-85540-02	C.D.I. UNIT ASSY BLOC C.D.I.	1	1	
8	97013-06025	BOLT BOULON	4	4	
9	92903-06600	WASHER, PLATE RONDELLE, PLATE	4	4	
10	61A-85548-00	HOLDER SUPPORT	1	1	
11	61A-85525-00	COVER CAPUCHON	1	1	
12	97095-06016	BOLT BOULON	2	2	
13	92995-06100	WASHER, SPRING RONDELLE, GROWER	2	2	
14	92995-06600	WASHER RONDELLE	2	2	
15	97013-06014	BOLT BOULON	4	4	
16	92903-06600	WASHER, PLATE RONDELLE, PLATE	4	4	
17	61A-85537-00	COVER COUVERCLE	1	1	
18	90159-06M03	SCREW, WITH WASHER VIS, AVEC RONDELLE	4	4	
19	61A-82519-00	WIRE, EARTH LEAD FIL, MASSE	1	1	
20	6G0-82519-00	WIRE, EARTH LEAD FIL, MASSE	1	1	
21	97095-06012	BOLT BOULON	2	2	
22	92995-06600	WASHER RONDELLE	2	2	



61A0010-0121

FIG. 14 ELECTRICAL 2

PARTIE ELECTRIQUE 2

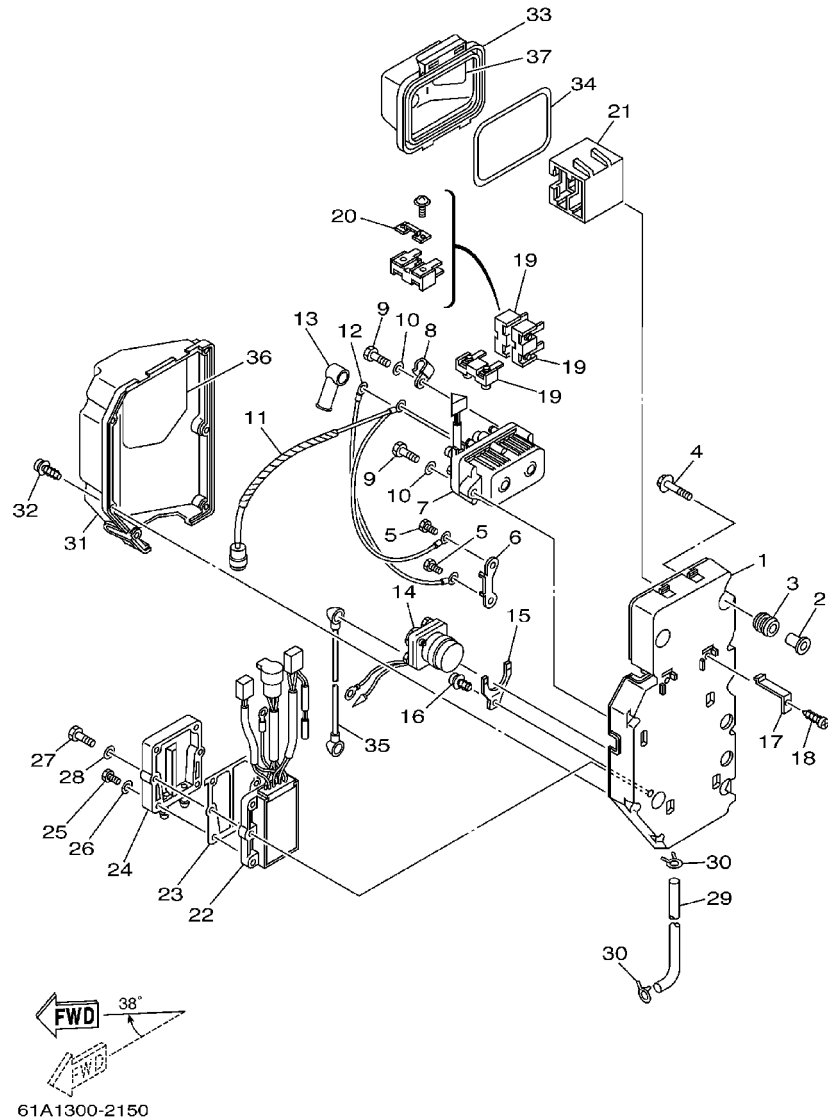


REF. NO.	PART NO. NO. PIECES	DESCRIPTION DESCRIPTION	250A	L250	REMARKS REMARQUES
1	61A-85570-00	IGNITION COIL ASSY BOBINE D'ALLUMAGE (ENS.)	6	6	
2	97013-06020	BOLT BOULON	6	6	
3	92903-06600	WASHER, PLATE RONDELLE, PLATE	6	6	
4	6E3-82370-21	PLUG CAP ASSY ANTIPARASITE	6	6	
5	61A-82531-00	WIRE, LEAD FIL	1	1	
6	97095-06012	BOLT BOULON	1	1	
7	92995-06600	WASHER RONDELLE	1	1	
8	61A-82590-10	WIRE HARNESS ASSY FAISCEAU DE FILS COMPLET	1	1	
9	663-82151-00	.FUSE (12V-20A) .FUSIBLE (12V-20A)	1	1	
10	90465-08M89	CLAMP BRIDE	1	1	
11	90465-05M87	CLAMP BRIDE	1	1	
12	92903-06600	WASHER, PLATE RONDELLE, PLATE	1	1	
13	61A-82105-00	WIRE HARNESS FAISCEAU DE FILS	1	1	
14	61A-82563-00	TRIM & TILT SWITCH ASSY INCLINER ET PARER COMMUTATEUR	1	1	
15	6E5-82587-00	GASKET JOINT	1	1	
16	61A-83614-00	BRACKET SUPPORT	1	1	
17	97095-06012	BOLT BOULON	2	2	

  
61A0010-1130

FIG. 15 ELECTRICAL 3

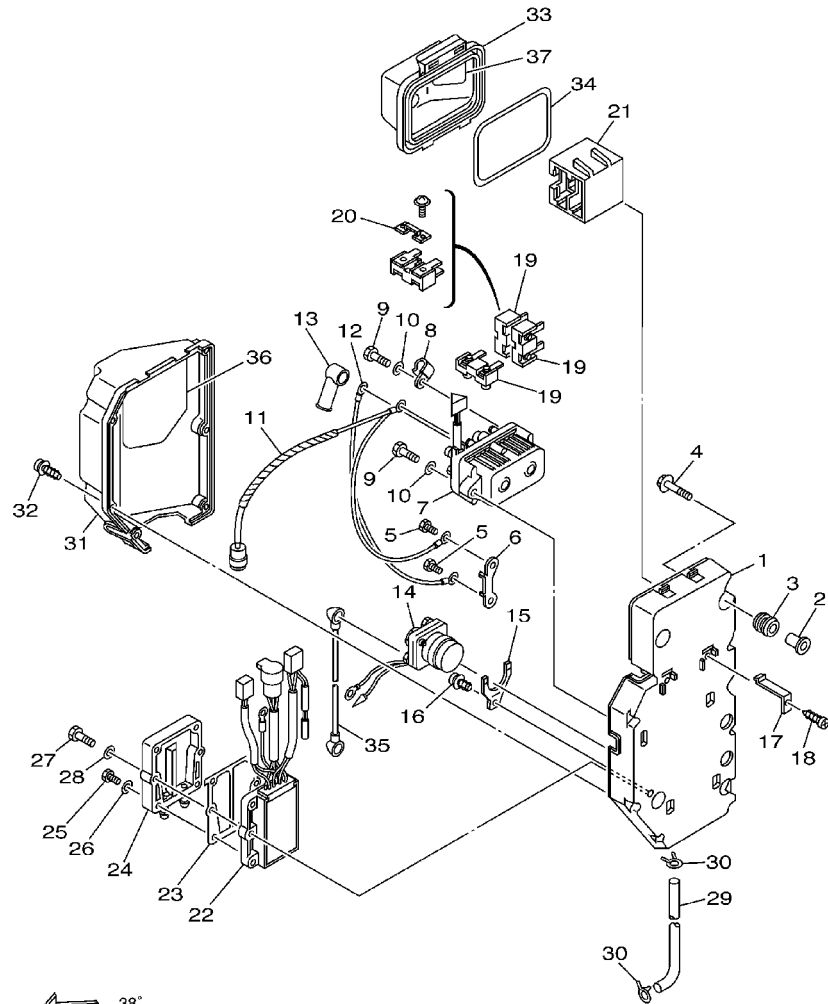
PARTIE ELECTRIQUE 3



REF. NO.	PART NO. NO. PIECES	DESCRIPTION DESCRIPTION	250A	L250	REMARKS REMARQUES
1	61A-81948-00	BRACKET JOINT TORIQUE	1	1	
2	624-42542-00	PIPE TUYAU	4	4	
3	6A0-82317-00	DAMPER, IGNITION COIL AMORTISSEUR, BOBINE D'ALLUM	4	4	
4	90119-06M65	BOLT, WITH WASHER BOULON, AVEC RONDELLE	4	4	
5	97013-06014	BOLT BOULON	2	2	
6	61A-87149-00	CONNECTOR RACCORD	1	1	
7	61A-81950-00	RELAY ASSY RELAIS COMPLET	1	1	
8	90465-06M86	CLAMP BRIDE	1	1	
9	97013-06030	BOLT BOULON	2	2	
10	92903-06600	WASHER, PLATE RONDELLE, PLATE	2	2	
11	61A-81949-10	WIRE, LEAD FIL	1	1	
12	61A-81949-00	WIRE, LEAD FIL	1	1	
13	6G5-82119-00	COVER, LEAD WIRE GARNITURE, FIL	1	1	
14	61A-81941-00	STARTER RELAY ASSY LANCEUR RELAIS (ENS.)	1	1	
15	61A-81952-00	HOLDER, RELAY SUPPORT, RELAIS	1	1	
16	97780-50612	SCREW, TAPPING VIS, TETE BOMBEE	1	1	
17	61A-82171-00	STAY, FUSE BOX SUPPORT, BOITE A FUSIBLES	2	2	
18	97780-50612	SCREW, TAPPING VIS, TETE BOMBEE	2	2	
19	61A-82150-00	FUSE HOLDER ASSY SUPPORT DE FUSIBLE	3	3	
20	61A-82151-00	.FUSE (12V-80A) .FUSIBLE (12V-80A)	1	1	
21	61A-82153-00	STAY, FUSE HOLDER SUPPORT, PORTE-FUSIBLE	1	1	
22	61A-81960-02	RECTIFIER & REGULATOR ASSY REDRESSEUR REGULATEUR CPLT	1	1	
23	69J-81975-A0	PLATE, RECTIFIER FITTING PLAQUE, FIXATION DU REDRESSEUR	1	1	
24	69J-81972-01-1S	COVER, RECTIFIER COUVERCLE, REDRESSEUR	1	1	
25	97013-06025	BOLT BOULON	4	4	
26	92903-06600	WASHER, PLATE RONDELLE, PLATE	4	4	
27	97013-06030	BOLT BOULON	2	2	

FIG. 15 ELECTRICAL 3

PARTIE ELECTRIQUE 3

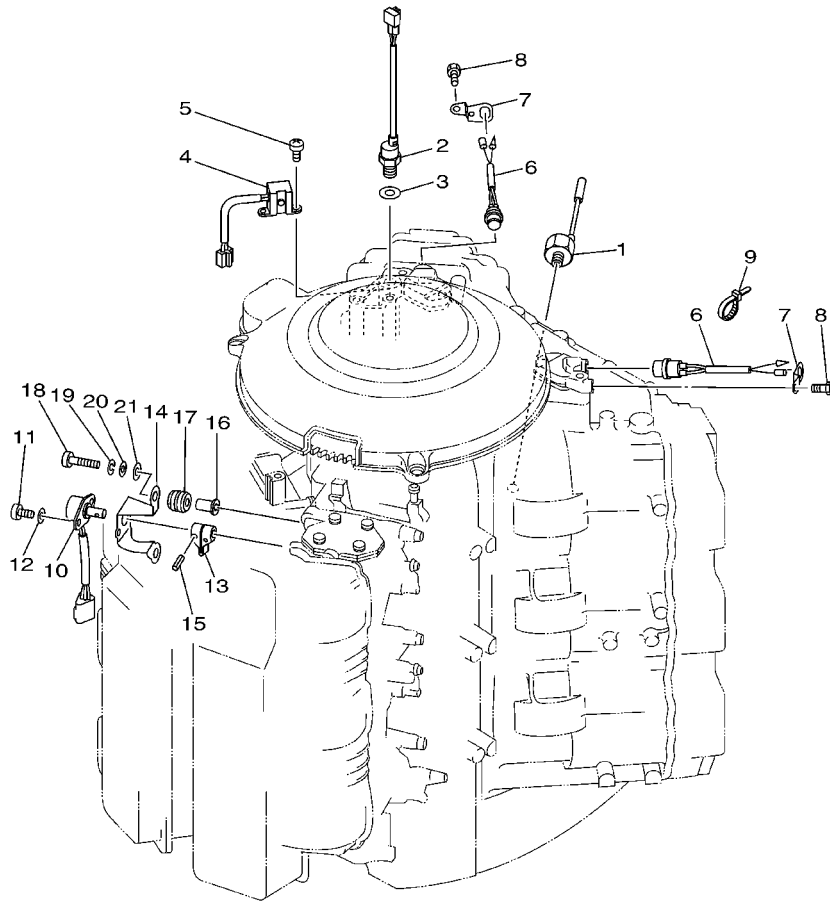


61A1300-2150

REF. NO.	PART NO. NO. PIECES	DESCRIPTION DESCRIPTION	250A	L250			REMARKS REMARQUES
28	92903-06600	WASHER, PLATE RONDELLE, PLATE	2	2			
29	61A-24314-00	PIPE 4 DURITE 4	1	1			
30	90467-08004	CLIP JONC	2	2			
31	61A-81942-00	COVER COUVERCLE	1	1			
32	90169-05M00	SCREW, TRUSS HEAD TAPPING VIS, TETE FRAISEE	6	6			
33	61A-82154-01	CASE CAISSE	1	1			
34	61A-82176-00	DAMPER AMORTISSEUR	1	1			
35	61A-82117-00	WIRE, LEAD FIL	1	1			
36	61A-81919-41	GRAPHIC, REGULATOR ADHESIF, REGULATEUR	1	1			
37	61A-81919-00	GRAPHIC, REGULATOR ADHESIF, REGULATEUR	1	1			

FIG. 16 ELECTRICAL 4

PARTIE ELECTRIQUE 4



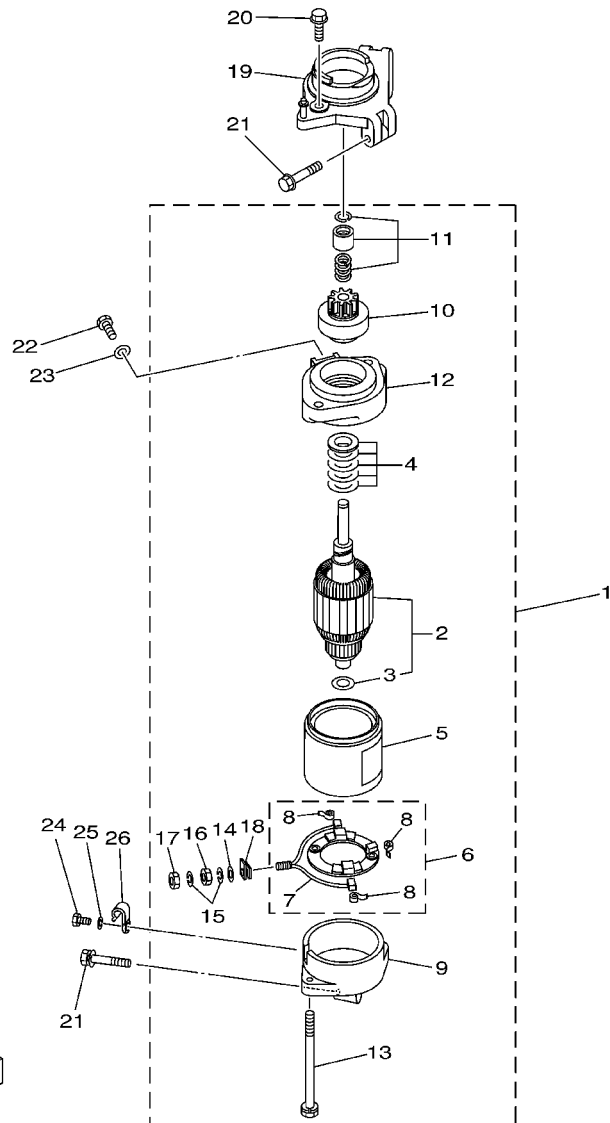
REF. NO.	PART NO. NO. PIECES	DESCRIPTION DESCRIPTION	250A	L250	REMARKS REMARQUES
1	61A-85780-00	SENSOR, KNOCK SONDE DE COGNEMENT	1	1	
2	61A-85790-00	THERMOSENSOR ASSY SENSITOMETRE	1	1	
3	92990-10600	WASHER, PLATE RONDELLE, PLATE	1	1	
4	61A-85895-00	CRANK POSITION SENDER SONDE, REGLAGE DE VILEBREQUIN	1	1	
5	97885-05012	SCREW, PAN HEAD VIS, A ENCOCHE	2	2	
6	61A-82560-00	THERMO SWITCH ASSY THERMO-CONTACT COMPLET	2	2	
7	61A-8252U-00	COVER COUVERCLE	2	2	
8	97080-06012	BOLT BOULON	2	2	
9	90465-11M10	CLAMP BRIDE	2	2	
10	61A-85885-00	THROTTLE SENSOR ASSY SENSITOMETRE,(ENS.)	1	1	
11	97885-05010	SCREW, PAN HEAD VIS, A ENCOCHE	2	2	
12	92995-05600	WASHER RONDELLE	2	2	
13	6K7-14573-00	LEVER LEVIER	1	1	
14	61A-85886-00	BRACKET SUPPORT	1	1	
15	91690-30016	PIN, SPRING AGRAFFE	1	1	
16	90387-05M00	COLLAR COLLERETTE	2	2	
17	90480-10M23	GROMMET PASSE-FIL	2	2	
18	97885-05025	SCREW, PAN HEAD VIS, A ENCOCHE	2	2	
19	92995-05100	WASHER RONDELLE	2	2	
20	92995-05600	WASHER RONDELLE	2	2	
21	90201-05M03	WASHER, PLATE RONDELLE, PLATE	2	2	



61A0010-0150

FIG. 17 STARTING MOTOR

DEMARREUR ELECTRIQUE

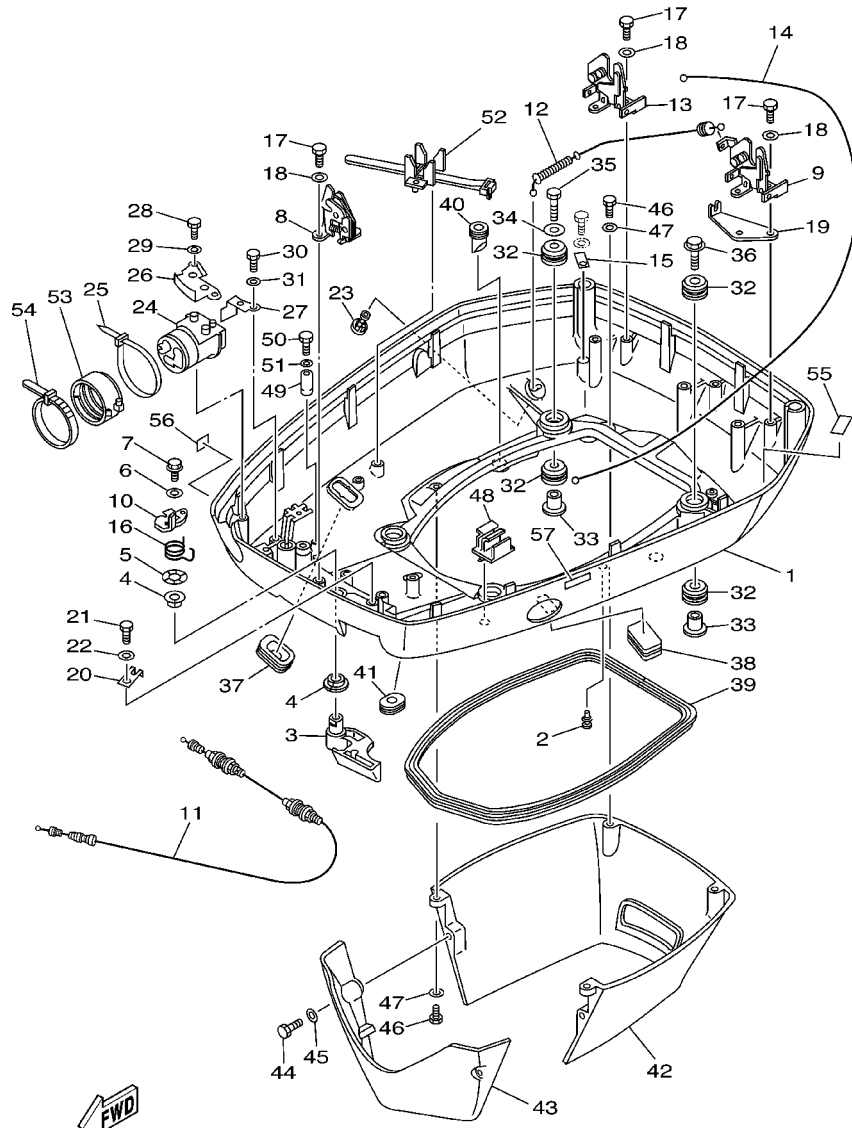


66X2100-3160

REF. NO.	PART NO. NO. PIECES	DESCRIPTION DESCRIPTION	250A	L250	REMARKS REMARQUES
1	69L-81800-00	STARTING MOTOR ASSY DEMARREUR ELECTRIQUE COMPLET	1	1	
2	61A-81850-01	.ARMATURE ASSY .INDUIT	1	1	
3	61A-81824-00	..WASHER 2 ..RONDELLE 2	1	1	
4	61A-81809-00	.WASHER KIT .JEU DE RONDELLES	1	1	
5	6K7-81810-00	.STATOR ASSY ..STATOR COMPLET	1	1	
6	61A-81840-00	.BRUSH HOLDER ASSY .SUPPORT DE CHARBON	1	1	
7	6K7-81801-10	..BRUSH SET ..CHARBON	1	1	
8	6E5-81813-10	..SPRING, BRUSH ..RESSORT, DE CHARBON	3	3	
9	61A-81820-00	.REAR BRACKET ASSY .SUPPORT ARRIERE COMPLET	1	1	
10	61A-81807-00	.GEAR ASSY, STARTING MOTOR .PIGNON, DEMARREUR ELECTRIQUE	1	1	
11	61H-81857-00	.RETAINER .ARRETOIR	1	1	
12	61A-81830-00	.FRONT BRACKET ASSY .SUPPORT AVANT	1	1	
13	6K7-81826-10	.BOLT .BOULON	2	2	
14	6E5-8182E-10	.WASHER .RONDELLE	1	1	
15	6E5-8182F-10	.WASHER .RONDELLE	2	2	
16	6E5-8182A-10	.NUT .ECROU	1	1	
17	6E5-8182K-10	.NUT .ECROU	1	1	
18	6K7-8182G-10	.BUSH, TERMINAL .DOUILLE	1	1	
19	61A-81822-00-94	BRACKET, STARTING MOTOR SUPPORT, DEMARREUR ELECTRIQUE	1	1	
20	90119-08M76	BOLT, WITH WASHER BOULON, AVEC RONDELLE	2	2	
21	90119-08M77	BOLT, WITH WASHER BOULON, AVEC RONDELLE	3	3	
22	97095-08016	BOLT BOULON	1	1	
23	92995-08600	WASHER RONDELLE	1	1	
24	97095-06012	BOLT BOULON	1	1	
25	92995-06600	WASHER RONDELLE	1	1	
26	90465-06M86	CLAMP BRIDE	1	1	

FIG. 18 BOTTOM COWLING

CAPOT INFERIEUR

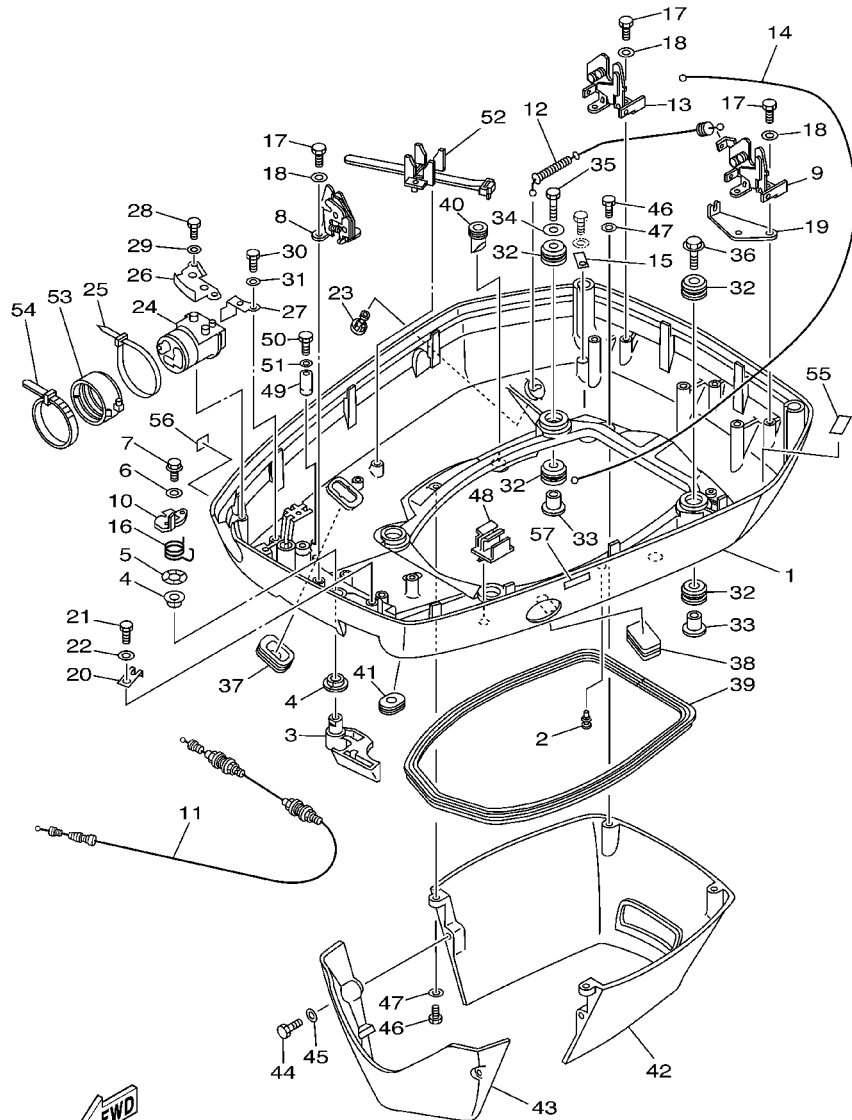


61A2300-3180

REF. NO.	PART NO. NO. PIECES	DESCRIPTION DESCRIPTION	250A	L250	REMARKS REMARQUES
1	61A-42711-05-8D	COWLING, BOTTOM CUVETTE	1	1	
2	90480-06M19	GROMMET PASSE-FIL	1	1	
3	61A-42815-01-8D	LEVER, CLAMP LEVIER, PRESSE	1	1	
4	90386-13M88	BUSH DOUILLE	2	2	
5	90206-13M10	WASHER, WAVE RONDELLE, ONDULEE	1	1	
6	90201-06M30	WASHER, PLATE RONDELLE, PLATE	1	1	
7	90109-06M50	BOLT BOULON	1	1	
8	6R3-42824-00	BASE, CLAMP LEVER BASE, BIRDE LEVIER	1	1	
9	6R3-42811-01	STAY SUPPORT	1	1	
10	6R3-42816-00	LEVER, CLAMP LEVIER, PRESSE	1	1	
11	6R3-42850-10	WIRE COMPLETE FIL COMPLET	1	1	
12	61A-42850-01	WIRE COMPLETE FIL COMPLET	1	1	
13	6R3-42811-10	STAY SUPPORT	1	1	
14	61A-42850-20	WIRE COMPLETE FIL COMPLET	1	1	
15	682-44117-00	BRACKET SUPPORT	1	1	
16	6R3-42813-00	SPRING, CLAMP LEVER RESSORT	1	1	
17	97095-06016	BOLT BOULON	6	6	
18	92995-06600	WASHER RONDELLE	6	6	
19	6N7-42828-00	PLATE, CLAMP PLAQUE, PRESSE	1	1	
20	6R3-42828-00	PLATE, CLAMP PLAQUE, PRESSE	1	1	
21	97095-06010	BOLT BOULON	1	1	
22	92995-06600	WASHER RONDELLE	1	1	
23	6E5-44391-00	NIPPLE, HOSE RACCORD D'ESSENCE	1	1	
24	61A-42725-31	GROMMET PASSE-FIL	1	1	
25	90465-13M30	CLAMP BRIDE	1	1	
26	61A-42738-02-5B	PLATE, FITTING ETRIER	1	1	
27	64D-42738-10-5B	PLATE, FITTING ETRIER	1	1	

FIG. 18 BOTTOM COWLING

CAPOT INFERIEUR



61A2300-3180

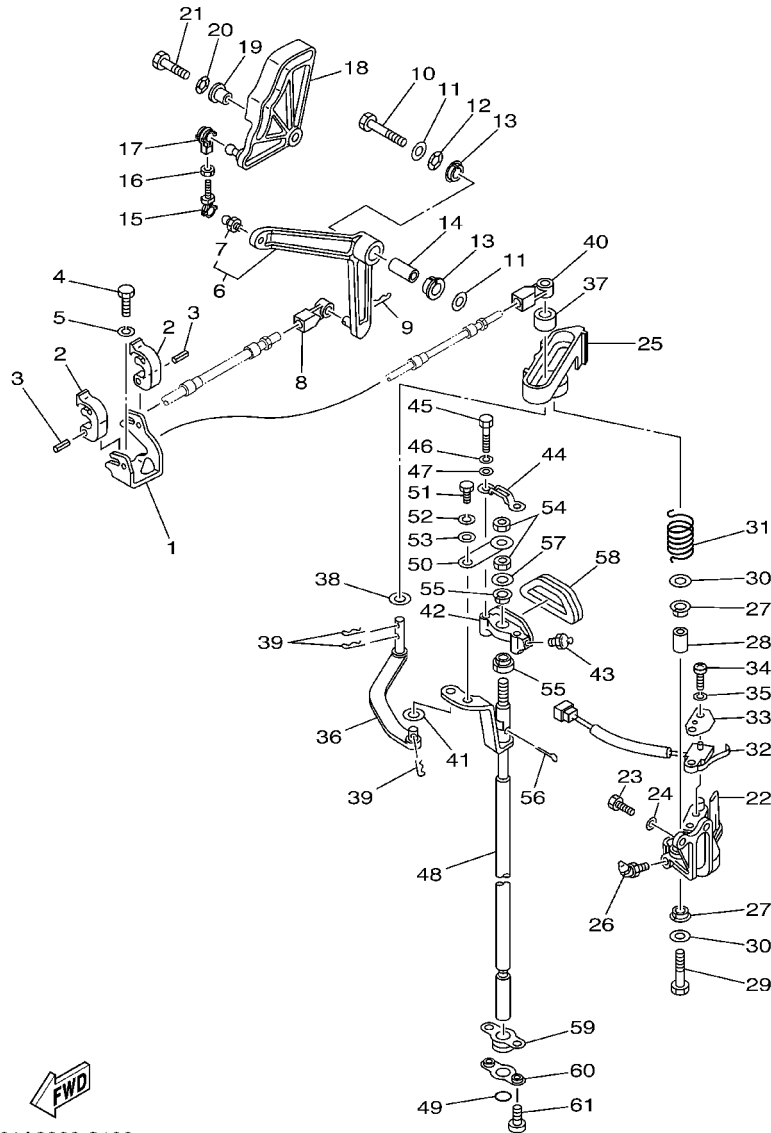
REF. NO.	PART NO. NO. PIECES	DESCRIPTION DESCRIPTION	250A	L250	REMARKS REMARQUES
28	97095-06016	BOLT BOULON	2	2	
29	92995-06600	WASHER RONDELLE	2	2	
30	97095-06012	BOLT BOULON	1	1	
31	92995-06600	WASHER RONDELLE	1	1	
32	90480-22M81	GROMMET PASSE-FIL	8	8	
33	90387-08M37	COLLAR COLLERETTE	4	4	
34	90201-08M54	WASHER, PLATE RONDELLE, PLATE	1	1	
35	97075-08035	BOLT BOULON	1	1	
36	90119-08M22	BOLT, WITH WASHER BOULON, AVEC RONDELLE	3	3	
37	688-42726-10	GROMMET PASSE-FIL	1	1	
38	6H4-42726-00	GROMMET PASSE-FIL	1	1	
39	61A-42716-00	RUBBER, SEAL 1 JOINT EN CAOUTCHOUC 1	1	1	
40	61A-42717-00	RUBBER, SEAL 2 JOINT EN CAOUTCHOUC 2	4	4	
41	61A-42727-00	GROMMET PASSE-FIL	1	1	
42	61A-42741-01-8D	APRON CAPOT LATERAL	1	1	
43	61A-42771-01-8D	APRON CAPOT LATERAL	1	1	
44	97095-06030	BOLT BOULON	2	2	
45	92995-06600	WASHER RONDELLE	2	2	
46	97095-06020	BOLT BOULON	4	4	
47	92995-06600	WASHER RONDELLE	4	4	
48	6E5-82594-00	CLAMP BRIDE	1	1	
49	6E5-82588-00	PLATE PLAQUE	1	1	
50	97095-06020	BOLT BOULON	1	1	
51	92995-06600	WASHER RONDELLE	1	1	
52	688-82594-00	CLAMP BRIDE	1	1	
53	68F-42753-00	FASTNER ATTACHE	1	1	
54	90464-20258	CLAMP BRIDE	1	1	





FIG. 19 CONTROL

COMMANDE

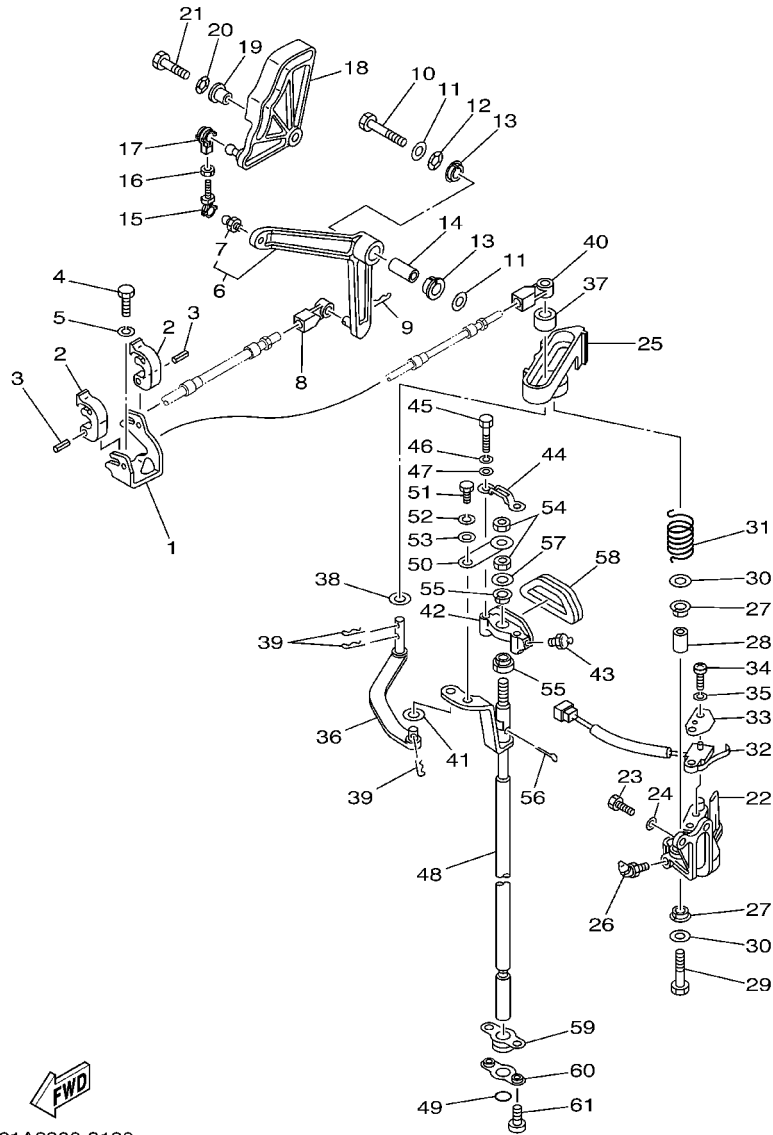


61A2300-3190

REF. NO.	PART NO. NO. PIECES	DESCRIPTION DESCRIPTION	250A	L250	REMARKS REMARQUES
1	61A-48531-00	BRACKET, REMOTE CONTROL 1 ETRIER 1, COMMANDE A DISTANCE	1	1	
2	6E5-48538-00	CLAMP, CABLE COLLIER	2	2	
3	91690-30012	PIN, SPRING AGRAFFE	2	2	
4	97095-08020	BOLT BOULON	1	1	
5	92995-08100	WASHER RONDELLE	1	1	
6	61A-41632-00-1S	LEVER, MAGNETO CONTROL LEVIER, COMMANDE D'AVANCE	1	1	
7	663-85518-00	JOINT, BALL JOINT SPHERIQUE	1	1	
8	6E5-48344-00	CABLE END, REMOTE CONTROL CHAPE CABLE	1	1	
9	90468-18008	CLIP JONC	1	1	
10	97013-08045	BOLT BOULON	1	1	
11	92990-08200	WASHER, PLAIN RONDELLE, PLATE	2	2	
12	90206-12M00	WASHER, WAVE RONDELLE, ONDULEE	1	1	
13	90386-12069	BUSH DOUILLE	2	2	
14	90387-08M16	COLLAR COLLERETTE	1	1	
15	6G5-41211-01	LINK, ACCEL. BIELLETTTE, ACCELERATION	1	1	
16	95380-05600	NUT ECROU	1	1	
17	6H4-41237-00	JOINT, LINK RACCORD	1	1	
18	61A-41213-00	CAM, ACCEL. CAME, ACCELERATION	1	1	
19	90387-06M29	COLLAR COLLERETTE	1	1	
20	90206-10M04	WASHER, WAVE RONDELLE, ONDULEE	1	1	
21	97095-06025	BOLT BOULON	1	1	
22	61A-44117-01-1S	BRACKET SUPPORT	1	1	
23	97095-06016	BOLT BOULON	2	2	
24	92995-06600	WASHER RONDELLE	2	2	
25	61A-44176-00-1S	BRACKET SUPPORT	1	1	
26	93700-06M01	NIPPLÉ, GRÉASE PION	1	1	
27	90386-12069	BUSH DOUILLE	2	2	

FIG. 19 CONTROL

COMMANDE

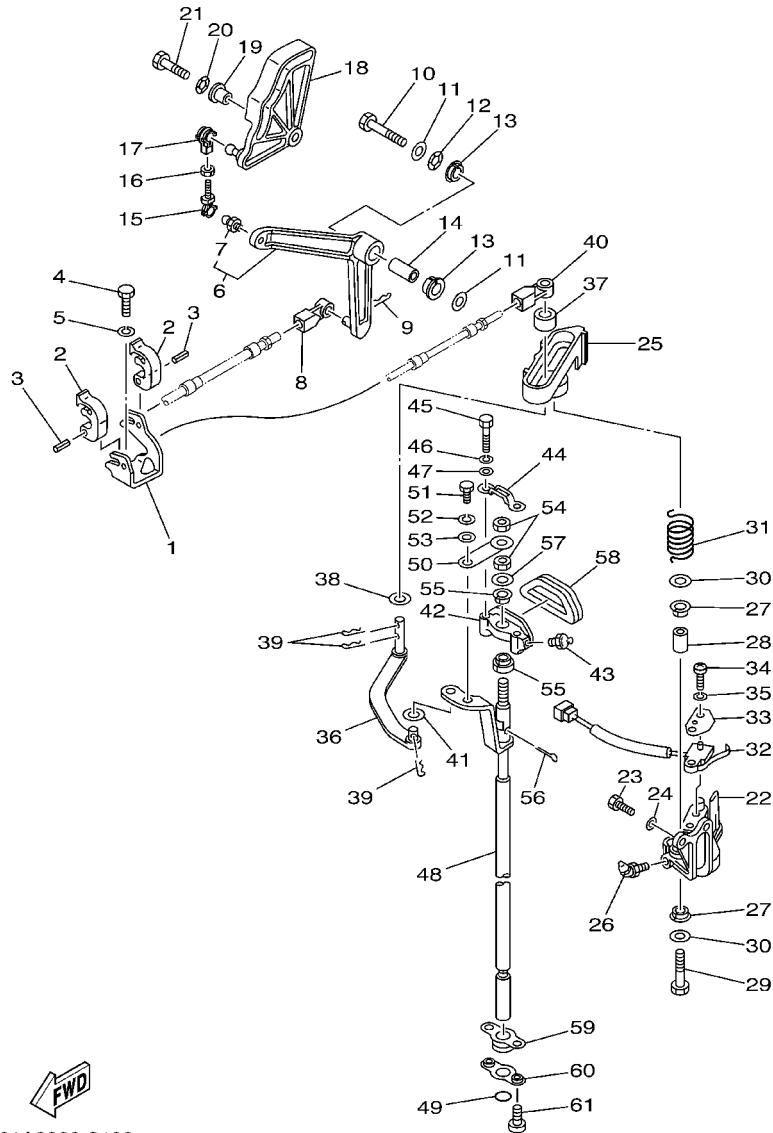


61A2300-3190

REF. NO.	PART NO. NO. PIECES	DESCRIPTION DESCRIPTION	250A	L250	REMARKS REMARQUES
28	90387-08M09	COLLAR COLLERETTE	1	1	
29	97095-08035	BOLT BOULON	1	1	
30	92995-08200	WASHER RONDELLE	2	2	
31	90508-20M31	SPRING, TORSION RESSORT, TORSION	1	1	
32	61A-8259F-00	SWITCH ASSY COMMUTATEUR	1	1	
33	61A-82588-01	PLATE PLAQUE	1	1	
34	97885-04016	SCREW, PAN HEAD VIS, A ENCOCHE	2	2	
35	92995-04100	WASHER RONDELLE	2	2	
36	61A-44121-00	LEVER, SHIFT ROD LEVIER, TIGE D'INVERSION	1	1	
37	6E5-44122-00	BUSHING, SHIFT ROD LEVER DOUILLE, LEVIER D'EMBRAYAGE	1	1	
38	90202-08M20	WASHER, PLATE RONDELLE, PLATE	1	1	
39	90468-18008	CLIP JONC	3	3	
40	6E5-48344-00	CABLE END, REMOTE CONTROL CHAPE CABLE	1	1	
41	90202-06007	WASHER, PLATE RONDELLE, PLATE	1	1	
42	61A-44118-00-8D	BRACKET SUPPORT	1	1	
43	93700-06M03	NIPPLE, GREASE PION	1	1	
44	61A-44116-00	SPRING RESSORT	1	1	
45	97095-06030	BOLT BOULON	2	2	
46	92995-06100	WASHER, SPRING RONDELLE, GROWER	2	2	
47	92995-06600	WASHER RONDELLE	2	2	
48	61A-44120-22	HANDLE GEAR SHIFT ASSY LEVIER D'EMBRAYAGE	1	1	X
49	93210-09165	O-RING JOINT TORIQUE	1	1	
50	61A-44112-00	STAY, HANDLE GEAR SHIFT PLAQUE	1	1	
51	97013-06012	BOLT BOULON	1	1	
52	92903-06100	WASHER, SPRING RONDELLE, GROWER	1	1	
53	92903-06600	WASHER, PLATE RONDELLE, PLATE	1	1	
54	95313-08600	NUT ECROU, HEXAGONAL	2	2	

FIG. 19 CONTROL

COMMANDE

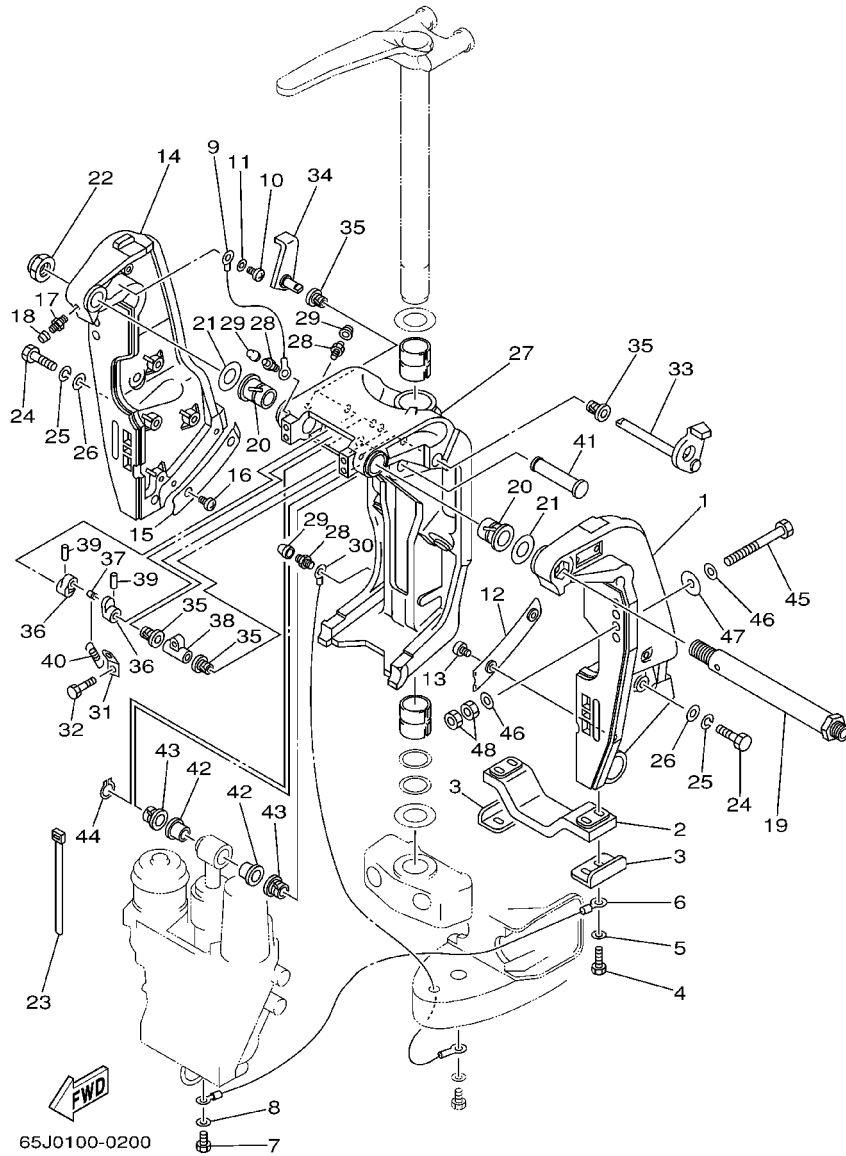


REF. NO.	PART NO. NO. PIECES	DESCRIPTION DESCRIPTION	250A	L250			REMARKS REMARQUES
55	90386-90M90	BUSH DOUILLE	2	2			
56	91490-20012	PIN, COTTER GOUPILLE	1	1			
57	90201-09M02	WASHER, PLATE RONDELLE, PLATE	1	1			
58	61A-15315-00	SEAL, CRANKCASE JOINT SPY CARTER DE MOTEUR	1	1			
59	61A-42724-00	GROMMET PASSE-FIL	1	1			
60	61A-44138-00	WASHER RONDELLE	1	1			
61	97885-06008	SCREW, PAN HEAD VIS, A ENCOCHE	2	2			
-----							
-----							
-----							
-----							
-----							
-----							
-----							
-----							
-----							
-----							

  
61A2300-3190

FIG. 20 BRACKET 1

SUPPORT 1



REF. NO.	PART NO. NO. PIECES	DESCRIPTION DESCRIPTION	250A	L250	REMARKS REMARQUES
1	61A-43111-23-8D	BRACKET, CLAMP PRESSE	1	1	
2	6G5-45251-02	ANODE ANODE	1	1	
3	6G5-44526-00	PLATE PLAQUE	2	2	
4	97095-06025	BOLT BOULON	4	4	
5	92995-06600	WASHER RONDELLE	4	4	
6	6H1-82148-00	WIRE, LEAD 4 FIL 4	1	1	
7	97095-06010	BOLT BOULON	1	1	
8	92995-06600	WASHER RONDELLE	1	1	
9	6E5-82148-00	WIRE, LEAD 4 FIL 4	1	1	
10	97885-06012	SCREW, PAN HEAD VIS, A ENCOCHE	1	1	
11	92995-06600	WASHER RONDELLE	1	1	
12	61A-43132-00	WASHER, FRICTION RONDELLE, FRICTION	1	1	
13	97885-06010	SCREW, PAN HEAD VIS, A ENCOCHE	2	2	
14	61A-43112-23-8D	BRACKET, CLAMP PRESSE	1	1	
15	61A-43133-00	WASHER, FRICTION RONDELLE	1	1	
16	97885-06010	SCREW, PAN HEAD VIS, A ENCOCHE	2	2	
17	93700-06M03	NIPPLE, GREASE PION	1	1	
18	663-45119-00	CAP, GREASE NIPPLE CAPUCHON, GRAISSEUR	1	1	
19	6R3-43131-00	BOLT, CLAMP BRACKET BOULON, PRESSE	1	1	
20	90386-25M31	BUSH DOUILLE	2	2	
21	90201-26M59	WASHER, PLATE RONDELLE, PLATE	2	2	
22	90185-22M11	NUT, SELF-LOCKING ECROU, AUTO-BLOCANT	1	1	
23	90465-11M10	CLAMP BRIDE	2	2	
24	97095-10045	BOLT BOULON	8	8	
25	92995-10100	WASHER RONDELLE	8	8	
26	92995-10600	WASHER RONDELLE	8	8	
27	61A-43311-21-8D	BRACKET, SWIVEL 1 SUPPORT, PIVOT 1	1	1	X

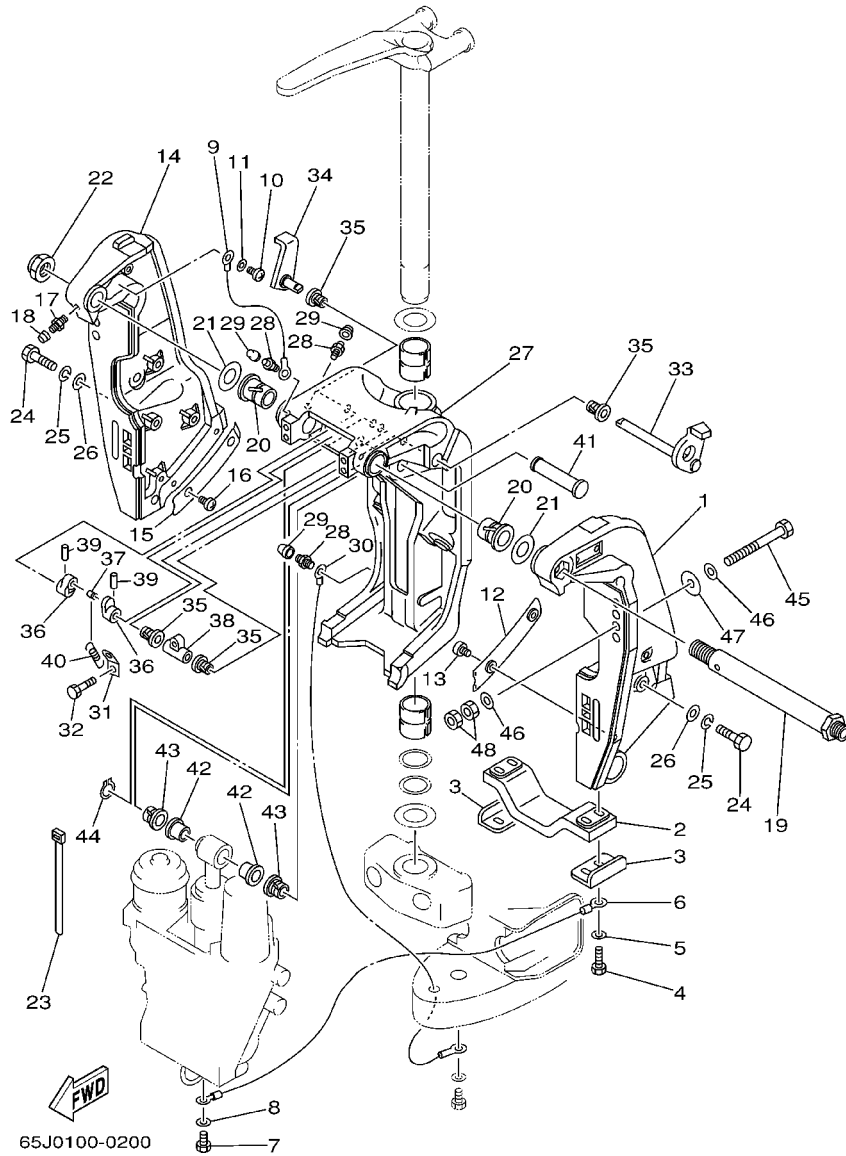


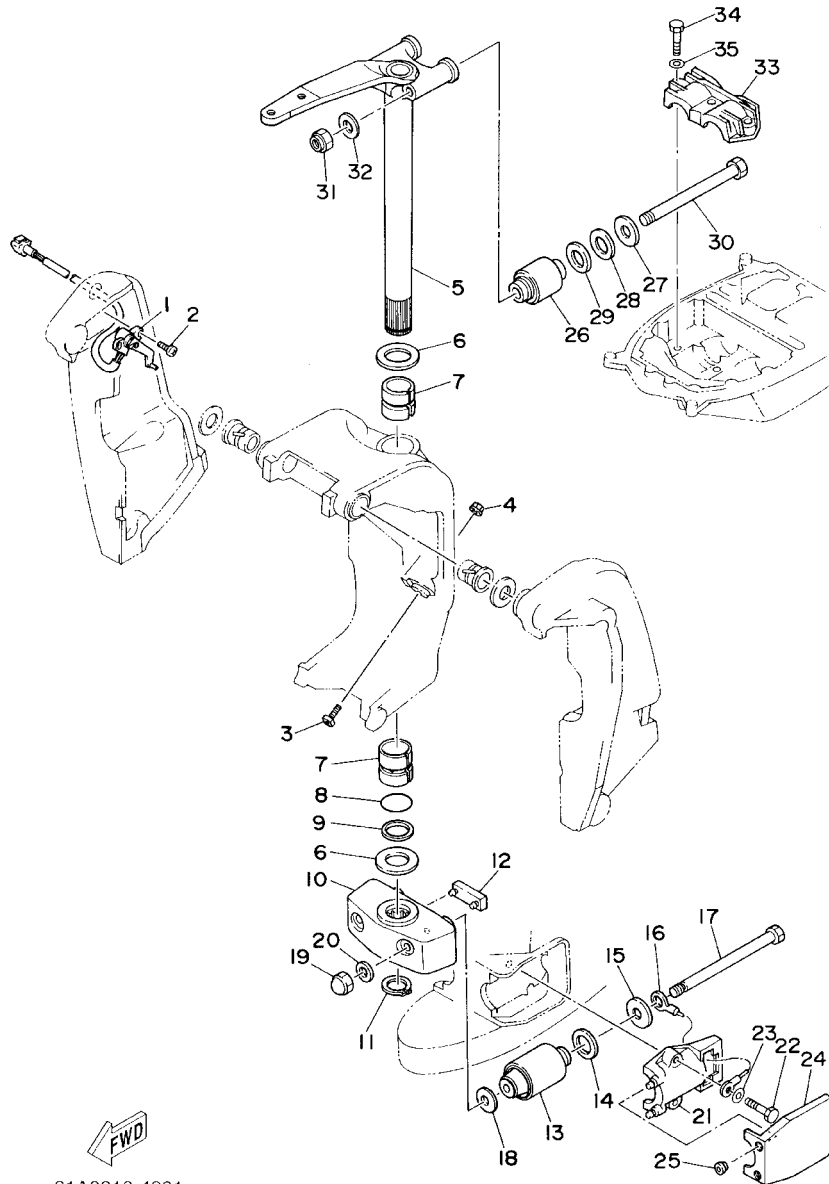
FIG. 20 BRACKET 1

SUPPORT 1

REF. NO.	PART NO. NO. PIECES	DESCRIPTION DESCRIPTION	250A	L250	REMARKS REMARQUES
28	93700-06M03	NIPPLE, GREASE PION	5	5	
29	663-45119-00	CAP, GREASE NIPPLE CAPUCHON, GRAISSEUR	5	5	
30	61A-82147-20	WIRE, LEAD 4 FIL 4	1	1	X
31	6G5-43144-00	HOOK, SPRING CROCHET	1	1	
32	97095-06010	BOLT BOULON	1	1	
33	61A-43181-01	LEVER, TILT STOP LEVIER, VERROUILLAGE RELEVAGE	1	1	
34	6G5-43185-02	LEVER, TILT STOP LEVIER, VERROUILLAGE RELEVAGE	1	1	
35	90386-10M16	BUSH DOUILLE	4	4	
36	6G5-43148-00	COLLAR, DISTANCE ENTRETOISE	2	2	
37	90249-06M19	PIN GOUPILLE	1	1	
38	90387-10M02	COLLAR COLLERETTE	1	1	
39	91690-30020	PIN, SPRING AGRAFFE	2	2	
40	90506-14M24	SPRING, TENSION RESSORT, TENSION	1	1	
41	6E5-43126-02	PIN, UPPER SHOCK MOUNT AXE, SUPERIEUR AMORTISSEUR	1	1	
42	90386-18M63	BUSH DOUILLE	2	2	
43	90386-18M14	BUSH DOUILLE	2	2	
44	93410-18M02	CIRCLIP CLIPS	1	1	
45	90101-12M05	BOLT (L:130MM) BOULON (L:130MM)	4	4	
46	90201-13M01	WASHER, PLATE RONDELLE, PLATE	8	8	
47	90201-12M05	WASHER, PLATE RONDELLE, PLATE	4	4	
48	95380-12600	NUT ECROU	8	8	

FIG. 21 BRACKET 2

SUPPORT 2

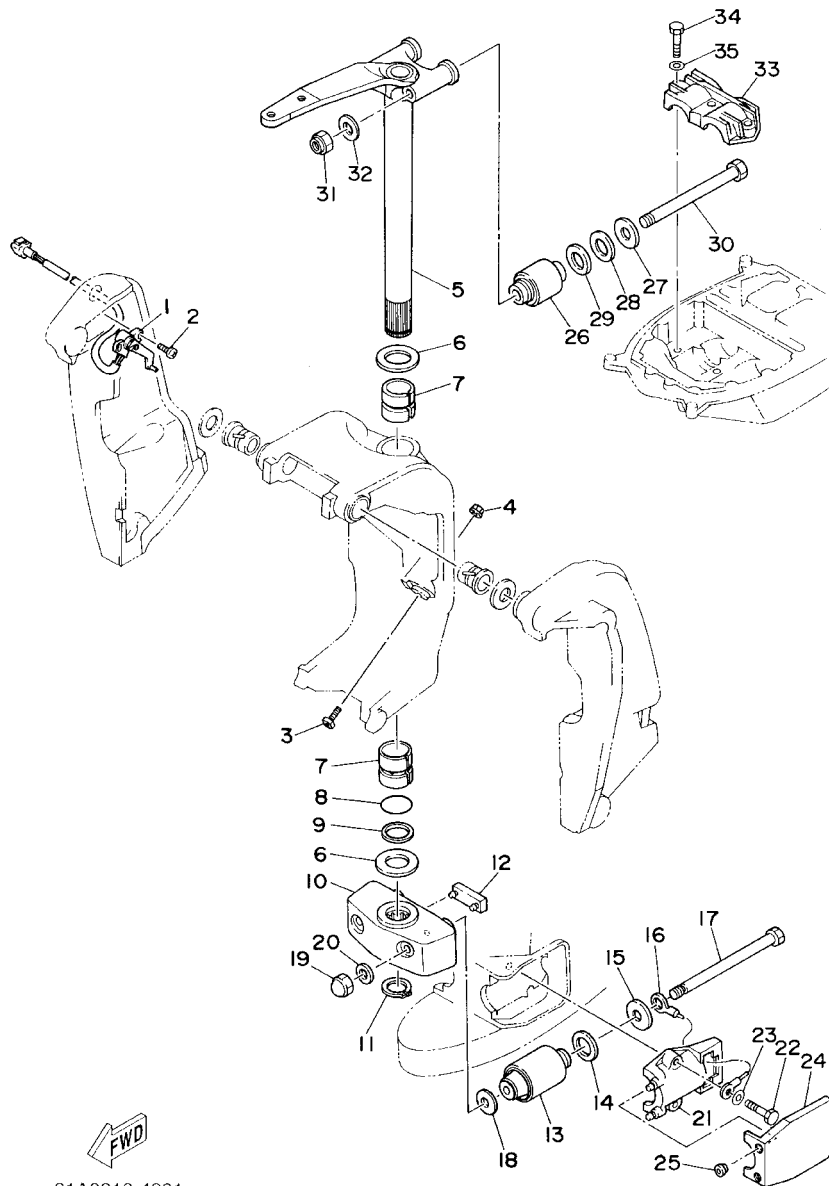


61A0010-4201

REF. NO.	PART NO. NO. PIECES	DESCRIPTION DESCRIPTION	250A	L250	REMARKS REMARQUES
1	61A-83672-02	TRIM SENDER INCLINER RACCORD	1	1	
2	97885-06016	SCREW, PAN HEAD VIS, A ENCOCHE	2	2	
3	61A-43376-00	BOLT, THRUST RECEIVER BOULON	2	2	
4	95780-10300	NUT, FLANGE ECROU	2	2	
5	69J-42510-00-8D	STEERING BRACKET ASSY DIRECTION SUPPORT.(ENS.)	1	1	X
6	90201-40M00	WASHER, PLATE RONDELLE, PLATE	2	2	
7	90386-39M89	BUSH DOUILLE	2	2	
8	93210-35321	O-RING JOINT TORIQUE	1	1	
9	90202-40M47	WASHER, PLATE RONDELLE, PLATE	1	1	
10	61A-44551-01-8D	HOUSING, LOWER MOUNT RUBBER BOITIER, SILENT-BLOC INFERIEUR	1	1	
11	93410-37M04	CIRCLIP CLIPS	1	1	
12	61A-44575-00	DAMPER, LOWER MOUNT RUBBER SILENT-BLOC, INFERIEUR	1	1	
13	61A-44555-01-94	MOUNT DAMPER, LOWER SIDE SILENT-BLOC, INFERIEUR LATERAL	2	2	
14	90202-32M19	WASHER, PLATE RONDELLE, PLATE	2	2	
15	90201-16M55	WASHER, PLATE RONDELLE, PLATE	2	2	
16	6E5-82149-00	WIRE, LEAD 3 FIL 3	1	1	
17	90109-14M48	BOLT BOULON	2	2	
18	90201-15M58	WASHER, PLATE RONDELLE, PLATE	2	2	
19	95380-14800	NUT ECROU	2	2	
20	92995-14600	WASHER RONDELLE	2	2	
21	61A-44552-01-94	HOUSING, LOWER MOUNT RUBBER BOITIER, SILENT-BLOC INFERIEUR	2	2	
22	97095-10045	BOLT BOULON	4	4	
23	92995-10600	WASHER RONDELLE	4	4	
24	61A-44553-00-8D	COVER, LOWER MOUNT COUVERCLE, SUSPENSION INFERIEUR	2	2	
25	6A0-15789-00	DAMPER AMORTISSEUR	4	4	
26	61A-44514-00-94	MOUNT DAMPER, UPPER SIDE SILENT-BLOC, SUPERIEUR LATERAL	2	2	
27	90201-16M01	WASHER, PLATE RONDELLE, PLATE	2	2	

FIG. 21 BRACKET 2

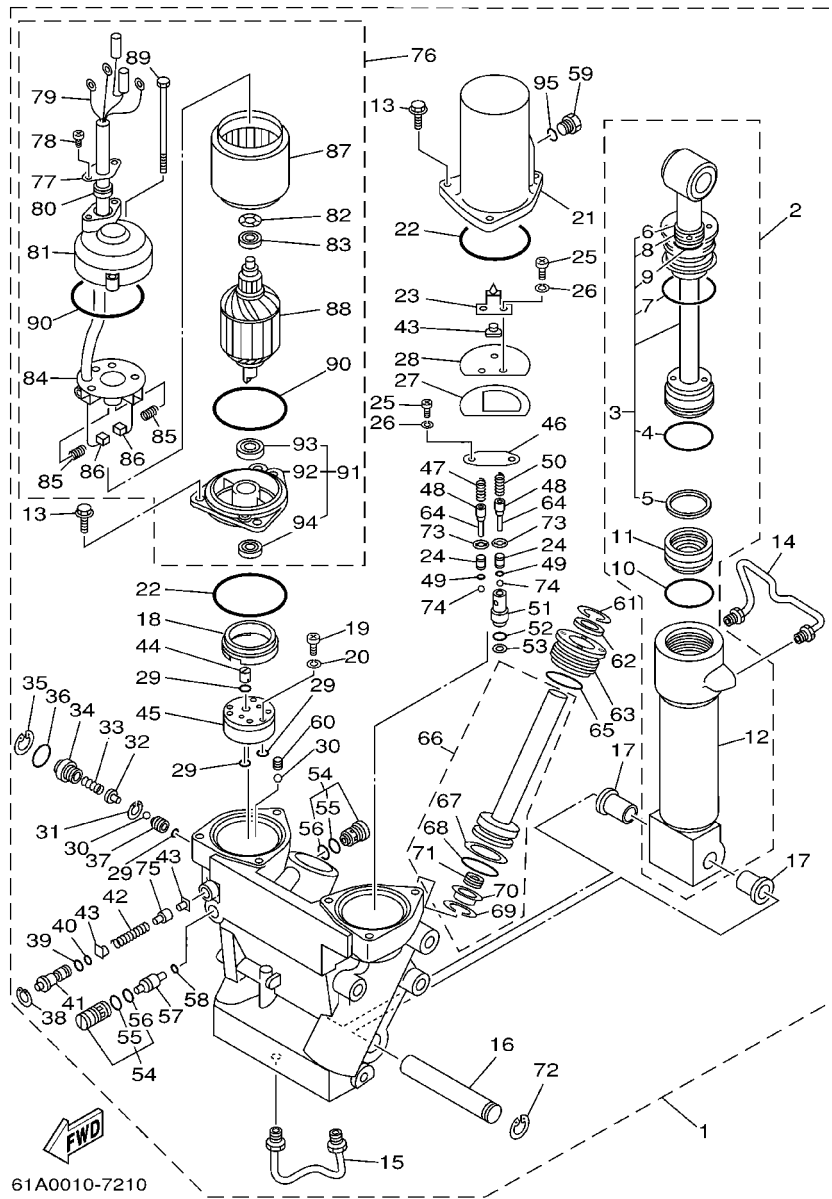
SUPPORT 2



61A0010-4201

REF. NO.	PART NO. NO. PIECES	DESCRIPTION DESCRIPTION	250A	L250				REMARKS REMARQUES
28	90202-28M46	WASHER, PLATE RONDELLE, PLATE	2	2				
29	90201-28M01	WASHER, PLATE RONDELLE, PLATE	2	2				
30	90109-14M10	BOLT BOULON	2	2				
31	90185-14M00	NUT, SELF-LOCKING ECROU, AUTO-BLOCANT	2	2				
32	92995-14600	WASHER RONDELLE	2	2				
33	61A-44511-00-94	COVER, UPPER MOUNT COUVERCLE, SUSPENSION SUPERIEUR	1	1				
34	97095-10045	BOLT BOULON	3	3				
35	92995-10600	WASHER RONDELLE	3	3				
-----								
-----								
-----								
-----								
-----								





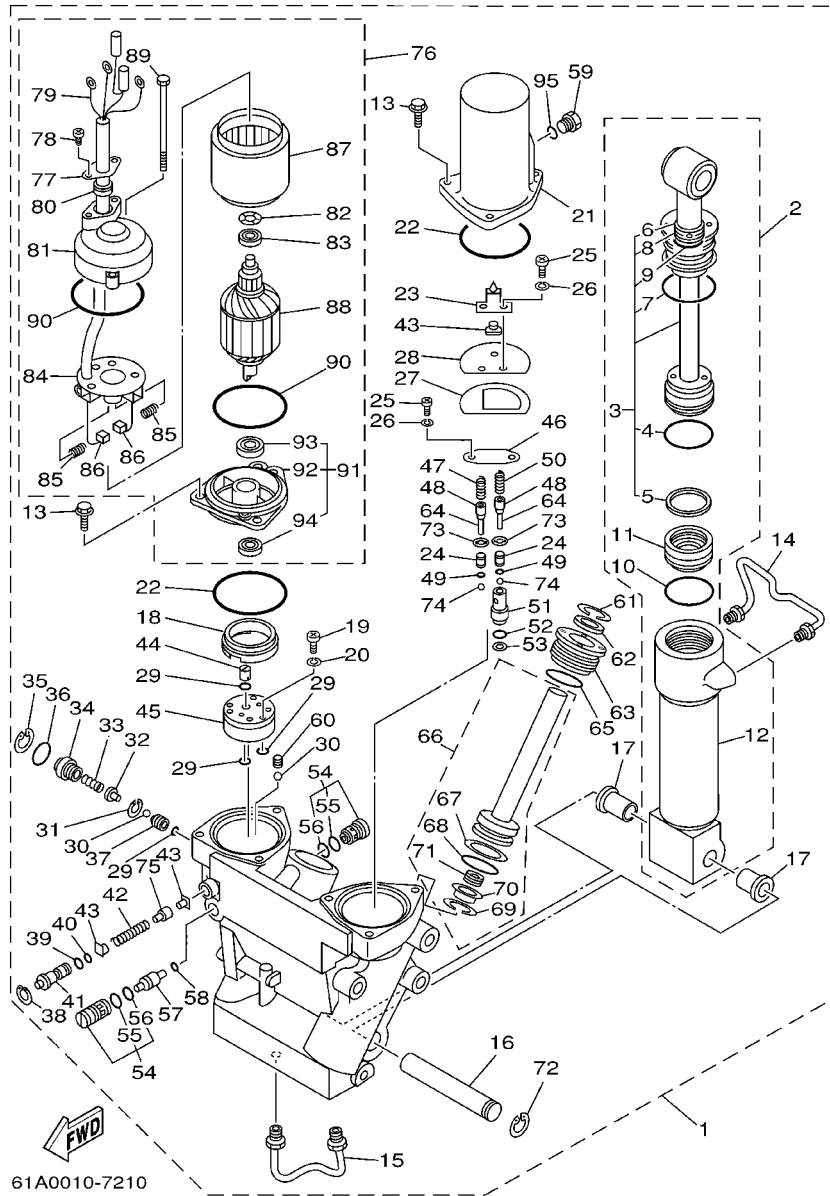
61A0010-7210

**FIG. 22 POWER TRIM & TILT ASSY PUISSANCE PARER ET INCLINER**

REF. NO.	PART NO. NO. PIECES	DESCRIPTION DESCRIPTION	250A	L250		REMARKS REMARQUES
1	61A-43800-25-4D	POWER TRIM & TILT ASSY PUISSANCE PARER ET INCLINER (E	1	1		
2	61A-43840-01	.POWER TILT ASSY .PUISSANCE INCLINER (ENS.)	1	1		
3	61A-43810-00	..TILT PISTON SUB ASSY ..INCLINER PISTON AUXILIAIRE(E	1	1		
4	61A-43861-00	...O-RING ...JOINT TORIQUE	1	1		
5	61A-43871-00	...RING, BACK UP ...SEGMENT	1	1		
6	93106-19N50	...OIL SEAL ...JOINT SPY	1	1		
7	6H1-43861-00	...O-RING ...JOINT TORIQUE	1	1		
8	6H1-43872-00	...RING, BACK UP ...RESSORT	1	1		
9	61A-4389H-00	...O-RING ...JOINT TORIQUE	1	1		
10	61A-43861-00	..O-RING ..JOINT TORIQUE	1	1		
11	6H1-43814-00	..PISTON, FREE ..PISTON	1	1		
12	61A-43813-01	..CYLINDER, TILT ..CYLINDRE	1	1		
13	97595-06420	.BOLT, WITH WASHER .VIS HEXAGONAL AVC RONDELLE	6	6		
14	61A-43835-01	.PIPE .TUYAU	1	1		
15	61A-43833-01	.PIPE .TUYAU	1	1		
16	61A-43818-00	.PIN, LOWER SHOCK MOUNT .AXE, INFERIEUR AMORTISSEUR	1	1		
17	90386-18M14	.BUSH .DOUILLE	2	2		
18	6H1-43817-00	.FILTER 2 .FILTRE 2	1	1		
19	98501-04030	.SCREW, PAN HEAD .VIS	3	3		
20	92901-04100	.WASHER, SPRING .RONDELLE, GROWER	3	3		
21	61A-43828-00	.BODY, RESERVOIR .CORPS	1	1		
22	6H1-43869-00	.O-RING ..JOINT TORIQUE	2	2		
23	61A-4384L-00	.SPRING, TRIM DOWN ..RESSORT	1	1		
24	6T4-43851-00	.SEAT, RELIEF VALVE ..SIEGE	2	2		
25	98501-05010	.SCREW, PAN HEAD ..VIS	4	4		
26	92901-05100	.WASHER, SPRING ..RONDELLE, GROWER	4	4		
27	61A-4384K-00	.PLATE, TRIM DOWN ..PLAQUE	1	1		

FIG. 22 POWER TRIM & TILT ASSY

PUISSANCE PARER ET INCLINER

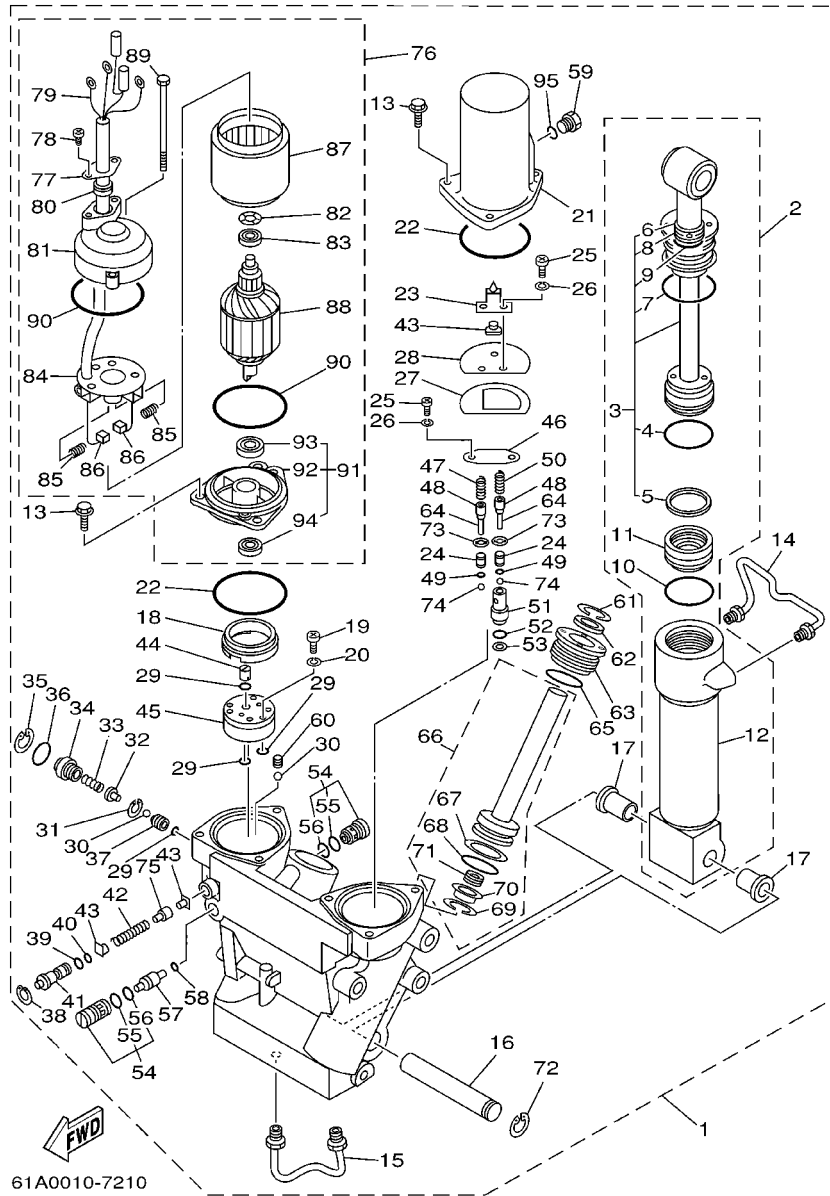


61A0010-7210

REF. NO.	PART NO. NO. PIECES	DESCRIPTION DESCRIPTION	250A	L250	REMARKS REMARQUES
28	61A-4384J-00	.SEAL, TRIM DOWN .JOINT	1	1	
29	93210-064A5	.O-RING .JOINT TORIQUE	4	4	
30	93505-32038	.BALL BILLE ROULEMENT	2	2	
31	61A-43875-00	.RING, SNAP .RESSORT	1	1	
32	61A-43848-00	.ROD, MANUAL RELEASE .TIGE	1	1	
33	61A-43854-00	.SPRING, MANUAL RELEASE .RESSORT	1	1	
34	61A-43845-00	.SCREW, MANUAL RELEASE .VIS	1	1	
35	6H1-43875-00	.RING, SNAP .RESSORT	1	1	
36	93210-18397	.O-RING .JOINT TORIQUE	1	1	
37	61A-43847-00	.SEAT, MANUAL VALVE .SIEGE	1	1	
38	6T4-43876-00	.RING, SNAP .RESSORT	1	1	
39	93210-07003	.O-RING .JOINT TORIQUE	1	1	
40	93210-06001	.O-RING .JOINT TORIQUE	1	1	
41	6T4-43849-00	.PIN, VALVE SUPPORT .GOUPILLE	1	1	
42	61A-4385H-00	.SPRING, SEAL .RESSORT	1	1	
43	6H1-4384F-00	.SEAL, MAIN VALVE .SIGGE	3	3	
44	6H1-43831-00	.CONNECTOR, SHAFT .RACCORD	1	1	
45	6T4-43830-00	.GEAR PUMP ASSY .POMPE A PIGNON (ENS.)	1	1	
46	61A-4382K-00	.CAP, RELIEF VALVE CHAPEAU	1	1	
47	6H1-43856-10	.SPRING, DOWN RELIEF .RESSORT	1	1	
48	6T4-43844-00	.PIN, VALVE SUPPORT .GOUPILLE	2	2	
49	6T4-4384G-00	.SEAL, RELIEF VALVE .JOINT	2	2	
50	6T4-43855-00	.SPRING, UP RELIEF .RESSORT	1	1	
51	6T4-43895-00	.SEAT, RELIEF VALVE .SIEGE	1	1	
52	93210-10M74	.O-RING .JOINT TORIQUE	1	1	
53	6H1-43816-00	.FILTER 1 .FILTRE 1	1	1	
54	6T4-43802-03	.VALVE SUB ASSY .CLAPET AUXILIAIRE (ENS.)	2	2	

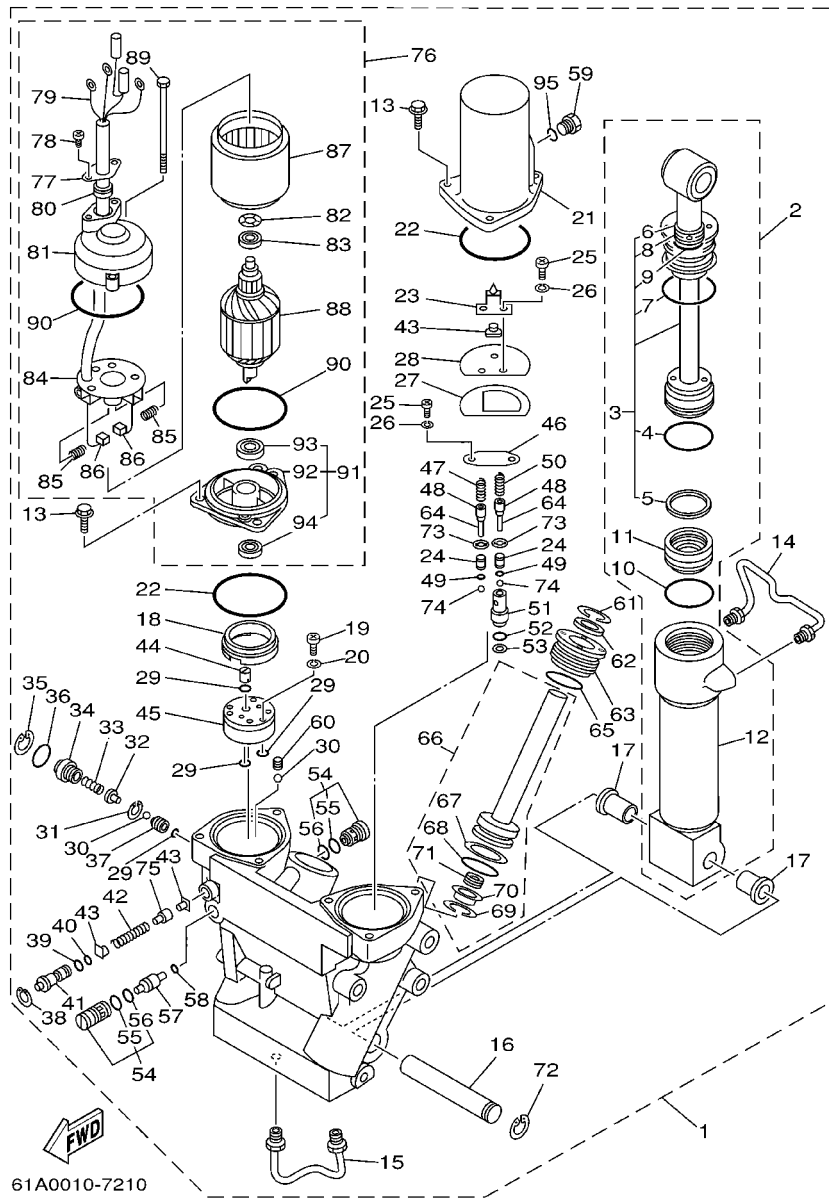
FIG. 22 POWER TRIM & TILT ASSY

PUISSANCE PARER ET INCLINER



61A0010-7210

REF. NO.	PART NO. NO. PIECES	DESCRIPTION DESCRIPTION	250A	L250		REMARKS REMARQUES
55	6H1-43866-00	..O-RING ..JOINT TORIQUE	1	1		
56	6H1-43867-00	..O-RING ..JOINT TORIQUE	1	1		
57	6T4-43841-00	..PISTON, SHUTTLE ..PISTON	1	1		
58	93210-09165	..O-RING ..JOINT TORIQUE	1	1		
59	6H1-43829-00	..PLUG, RESERVOIR ..BOUCHON	1	1		
60	61A-43878-00	..BOLT, SOCKET ..BOULON	1	1		
61	6T4-43875-00	..RING, SNAP ..RESSORT	2	2		
62	61A-43822-00	..SEAL, TRIM DUST ..JOINT	2	2		
63	61A-43821-00	..SCREW, TRIM CYLINDER END ..VIS	2	2		
64	91609-10014	..PIN, SPRING ..AXE DE RESSORT	2	2		
65	61A-43861-00	..O-RING ..JOINT TORIQUE	2	2		
66	61A-43820-10	..TRIM PISTON SUB ASSY ..PARER PISTON AUXILIAIRE (ENS.)	2	2		
67	61A-43874-00	..RING, BACK UP ..RESSORT	1	1		
68	61A-43864-00	..O-RING ..JOINT TORIQUE	1	1		
69	61A-43875-10	..RING, SNAP ..RESSORT	1	1		
70	61A-4383H-11	..HOSE, OIL 5 ..DRITE HUILE	1	1		
71	61A-4384H-10	..SPRING ..RESSORT	1	1		
72	61A-43876-00	..RING, SNAP ..RESSORT	1	1		
73	6T4-43893-00	..WASHER ..RONDELLE	2	2		
74	93501-08001	..BALL ..BILLE	2	2		
75	61A-4382A-00	..ADAPTOR 1 ..ADAPTEUR 1	1	1		
76	61A-43880-02	..MOTOR ASSY ..MOTEUR (ENS.)	1	1		
77	6T4-4386J-00	..WASHER, SPECIAL ..RONDELLE, SPECIAL	1	1		
78	90157-05107	..SCREW, PAN HEAD ..VIS, TETE TRONCONIQUE	2	2		
79	61A-43807-00	..WIRE SUB ASSY ..AUXILIAIRE CABLE (ENS.)	1	1		
80	6T4-43885-00	..GRÖMMET ..PASSE-FIL	1	1		
81	61A-43884-01	..FRAME, COMMUTATOR END ..BATI	1	1		



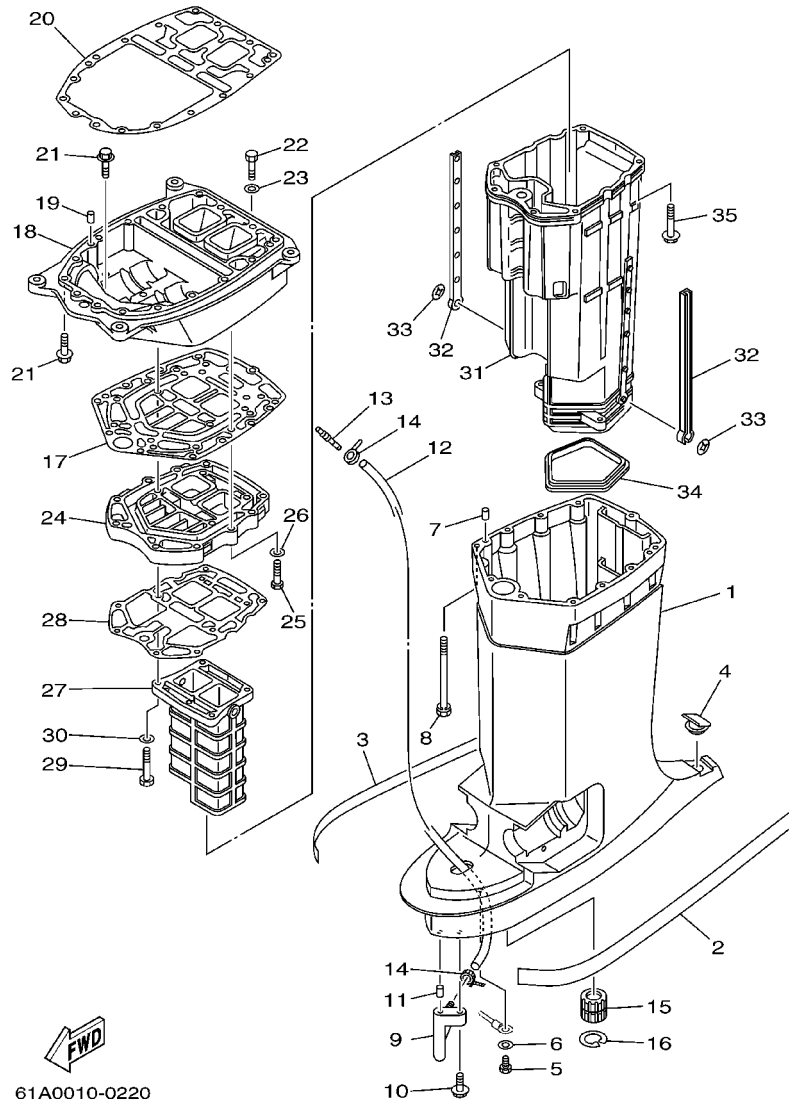
61A0010-7210

FIG. 22 POWER TRIM & TILT ASSY PUISSANCE PARER ET INCLINER

REF. NO.	PART NO. NO. PIECES	DESCRIPTION DESCRIPTION	250A	L250	REMARKS REMARQUES
82	90206-14086	..WASHER, WAVE ..RONDELLE, ONDULEE	3	3	
83	93300-60820	..BEARING ..ROULEMENT	1	1	
84	61A-43806-00	..BRUSH HOLDER ASSY ..PORTE-BALAI (ENS.)	1	1	
85	61A-4386K-00	..SPRING, BRUSH ..RESSORT, BALAI	4	4	
86	61A-43891-00	..BRUSH 1 ..BALAI 1	2	2	
87	61A-43804-01	..STATOR ASSY ..STATOR (ENS.)	1	1	
88	61A-43805-01	..ARMATURE ASSY ..INDUIT (ENS.)	1	1	
89	61A-43887-00	..BOLT, THROUGH ..BOULON	2	2	
90	93210-72789	..O-RING ..JOINT TORIQUE	2	2	
91	61A-43881-01	..FRAME, END ..BATI	1	1	
92	61A-43881-11	..FRAME, END ..BATI	1	1	
93	93300-60820	..BEARING ..ROULEMENT	1	1	
94	93102-08414	..OIL SEAL ..JOINT SPY	1	1	
95	93210-09165	..O-RING ..JOINT TORIQUE	1	1	

FIG. 23 UPPER CASING

FOURREAU

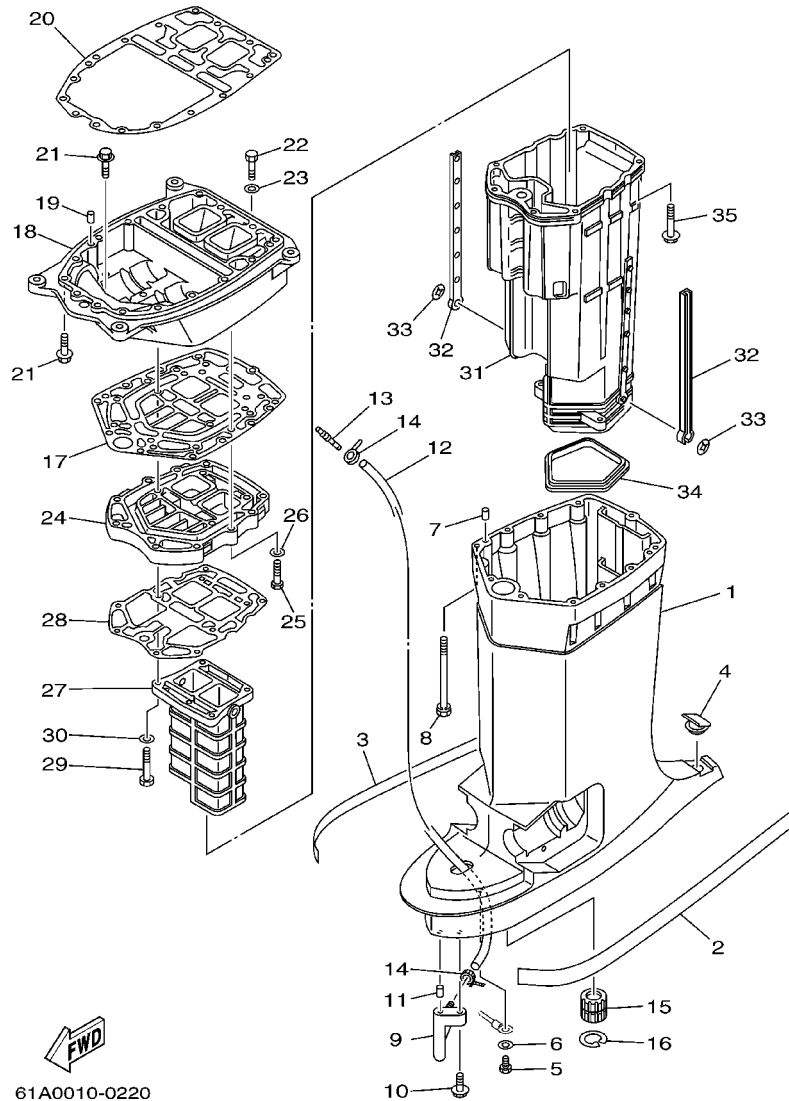


61A0010-0220

REF. NO.	PART NO. NO. PIECES	DESCRIPTION DESCRIPTION	250A	L250		REMARKS REMARQUES
1	61A-45111-22-8D	CASING, UPPER FOURREAU	1	1		X
2	61A-42791-S0	MARK 1 ETIQUETTE 1	1	1		
3	61A-42792-S0	MARK ETIQUETTE	1	1		
4	61A-45155-00	CAP CAPUCHON	1	1		
5	97095-06010	BOLT BOULON	1	1		
6	92995-06600	WASHER RONDELLE	1	1		
7	93608-12M05	PIN, DOWEL AXE	2	2		
8	90119-08M78	BOLT, WITH WASHER BOULON, AVEC RONDELLE	8	8		
9	61A-45378-00	NIPPLE, HOSE RACCORD, TUYAU	1	1		
10	90119-06M17	BOLT, WITH WASHER BOULON, AVEC RONDELLE	1	1		
11	93606-12019	PIN, DOWEL GOUPILLE	1	1		
12	90445-07MF0	HOSE (L1030) DURITE (L1030)	1	1		X
13	6E5-83558-00	END, NIPPLE RACCORD DE NIPPLE	1	1		
14	90465-11M10	CLAMP BRIDE	2	2		
15	6E5-45318-00	BUSHING, DRIVE SHAFT DOUILLE, ARBRE MOTEUR	1	1		
16	93420-36M01	CIRCLIP CIRCLIP, TYPE S	1	1		
17	61A-45114-A0	GASKET, UPPER CASING JOINT, TUBE D'ARBRE	1	1		
18	61A-41137-04-94	GUIDE, EXHAUST COLLECTEUR D'ECHAPPEMENT	1	1		
19	93608-12M05	PIN, DOWEL AXE	2	2		
20	61A-45113-A0	GASKET, UPPER CASING JOINT, TUBE D'ARBRE	1	1		
21	90119-08M79	BOLT, WITH WASHER BOULON, AVEC RONDELLE	8	8		
22	97095-08035	BOLT BOULON	1	1		
23	92995-08600	WASHER RONDELLE	1	1		
24	61A-41131-00-5B	MANIFOLD, EXT. 1 PIPE D'ECHAPPEMENT	1	1		
25	97095-08035	BOLT BOULON	4	4		
26	92995-08600	WASHER RONDELLE	4	4		
27	61A-41132-01-5B	MANIFOLD, EXHAUST PIPE D'ECHAPPEMENT	1	1		

FIG. 23 UPPER CASING

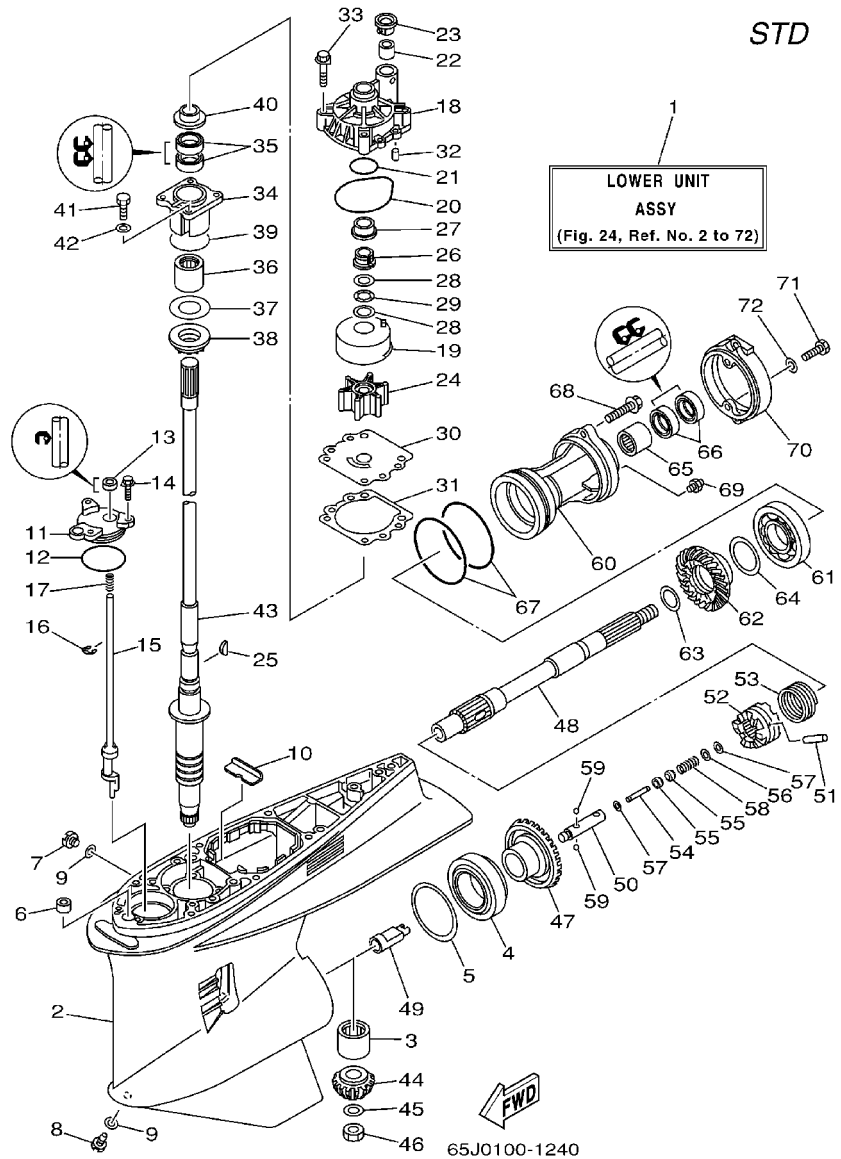
FOURREAU



REF. NO.	PART NO. NO. PIECES	DESCRIPTION DESCRIPTION	250A	L250	REMARKS REMARQUES
28	61A-41134-A0	GASKET, EXHAUST MANIFOLD JOINT, PIPE D'ECHAPPEMENT	1	1	
29	97095-08050	BOLT BOULON	4	4	
30	92995-08600	WASHER RONDELLE	4	4	
31	61A-14711-22-5B	MUFFLER 1 POT D'ECHAPPEMENT 1	1	1	
32	6E5-14737-00	DAMPER, MUFFLER AMORTISSEUR DE POT D'ECHAPPT.	2	2	
33	90183-05M02	NUT, SPRING ECROU, RESSORT	2	2	
34	61A-45123-01	GASKET, MUFFLER JOINT, POT DE DETENTE	1	1	
35	90119-08M74	BOLT, WITH WASHER BOULON, AVEC RONDELLE	6	6	
-----					
-----					
-----					
-----					
-----					
-----					
-----					
-----					

FIG. 24 LOWER CASING. DRIVE 1

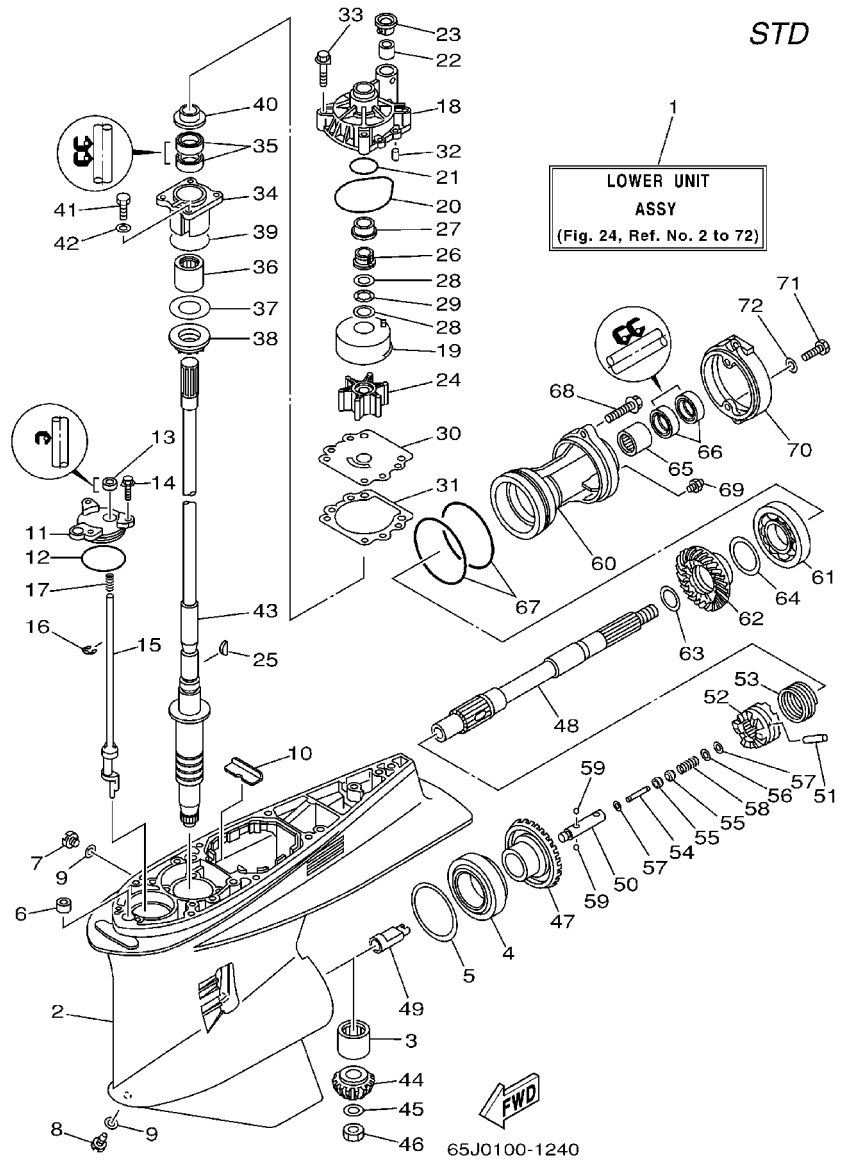
BOITIER D'HELICE, TRANSMISSION 1



REF. NO.	PART NO. NO. PIECES	DESCRIPTION DESCRIPTION	250A	L250		REMARKS REMARQUES
1	61A-45300-24-8D	LOWER UNIT ASSY UNITE INFERIEURE (ENS.)	1			X
2	61A-45301-10-8D	CASING, LOWER BEQUILLE	1			
3	93311-83280	BALL BEARING ROULEMENT	1			
4	93332-000W1	BEARING ROULEMENT	1			
5	61A-45567-00-10	SHIM (T:0.10MM) CALE (T:0.10MM)	1			UR
61A-45567-00-12	SHIM (T:0.12MM) CALE (T:0.12MM)	1				UR
61A-45567-00-15	SHIM (T:0.15MM) CALE (T:0.15MM)	1				UR
61A-45567-00-18	SHIM (T:0.18MM) CALE (T:0.18MM)	1				UR
61A-45567-00-30	SHIM (T:0.30MM) CALE (T:0.30MM)	1				UR
61A-45567-00-40	SHIM (T:0.40MM) CALE (T:0.40MM)	1				UR
61A-45567-00-50	SHIM (T:0.50MM) CALE (T:0.50MM)	1				UR
6	663-44366-00	DAMPER, WATER SEAL JOINT, TUBE D'EAU	1			
7	90340-08002	PLUG, STRAIGHT SCREW PLOT, FILETE DROIT	1			
8	688-45341-10	PLUG, DRAIN BOUCHON DE VIDANGE	1			
9	90430-08020	GASKET JOINT	2			
10	61A-45376-00-94	GUIDE, SEAL DAMPER BUTEE, JOINT CAOUTCHOUC	1			
11	61A-45321-01	PLATE PLAQUETTE	1			
12	93210-64488	O-RING JOINT TORIQUE	1			
13	93106-09014	OIL SEAL JOINT SPY	1			
14	90119-06M10	BOLT, WITH WASHER BOULON, AVEC RONDELLE	3			
15	60V-44150-00	SHIFT CAM ASSY CAME D'INVERSION	1			
16	99001-08600	CIRCLIP CIRCLIP	1			
17	90501-11M10	SPRING, COMPRESSION RESSORT, COMPRESSION	1			
18	61A-44311-01	HOUSING, WATER PUMP CORPS, POMPE A EAU	1			
19	61A-44322-02	INSERT, CARTRIDGE CUVETTE	1			
20	93210-86M38	O-RING JOINT TORIQUE	1			
21	93210-37160	O-RING JOINT TORIQUE	1			

FIG. 24 LOWER CASING. DRIVE 1

BOITIER D'HELICE, TRANSMISSION 1



REF. NO.	PART NO. NO. PIECES	DESCRIPTION DESCRIPTION	250A	L250	REMARKS REMARQUES
22	6E5-44365-00	DAMPER, WATER SEAL JOINT, TUBE D'EAU	1		
23	6E5-44312-00	COVER, WATER PUMP HOUSING COUVERCLE	1		
24	6E5-44352-01	IMPELLER TURBINE	1		
25	90280-04M05	KEY, WOODRUFF CLAVETTE, DEMI-LUNE	1		
26	61A-45538-00	SPACER 1 ENTRETOISE	1		
27	61A-45527-00	COLLAR, DRIVE SHAFT ENTRETOISE	1		
28	90201-22M01	WASHER, PLATE RONDELLE, PLATE	2		
29	90206-22M19	WASHER, WAVE RONDELLE, ONDULEE	1		
30	6G5-44323-00	OUTER PLATE, CARTRIDGE PLAQUE EXTERIEURE	1		
31	6E5-44315-A0	GASKET, WATER PUMP JOINT, POMPE A EAU	1		
32	93606-12019	PIN, DOWEL GOUPILLE	2		
33	90119-08M14	BOLT, WITH WASHER BOULON, AVEC RONDELLE	4		
34	61A-45331-00-94	HOUSING, BEARING FLASQUE, ROULEMENT	1		
35	93101-28M16	OIL SEAL JOINT SPY	2		
36	93317-330U2	BEARING PIECE	1		
37	61A-45587-00-10	SHIM (T:0.10MM)	1		UR
	61A-45587-00-12	CALE (T:0.10MM)	1		UR
	61A-45587-00-15	SHIM (T:0.12MM)	1		UR
	61A-45587-00-15	CALE (T:0.12MM)	1		UR
	61A-45587-00-18	SHIM (T:0.15MM)	1		UR
	61A-45587-00-18	CALE (T:0.15MM)	1		UR
	61A-45587-00-30	SHIM (T:0.18MM)	1		UR
	61A-45587-00-30	CALE (T:0.18MM)	1		UR
	61A-45587-00-40	SHIM (T:0.30MM)	1		UR
	61A-45587-00-40	CALE (T:0.30MM)	1		UR
	61A-45587-00-50	SHIM (T:0.40MM)	1		UR
	61A-45587-00-50	CALE (T:0.40MM)	1		UR
38	93341-930U9	BEARING CERVEAUX DE DIRECTION	1		
39	93210-55M14	O-RING JOINT TORIQUE	1		
40	6E5-45344-00	COVER, OIL SEAL FLASQUE, JOINT D'HUILE	1		
41	97095-08025	BOLT BOULON	4		
42	92995-08600	WASHER RONDELLE	4		



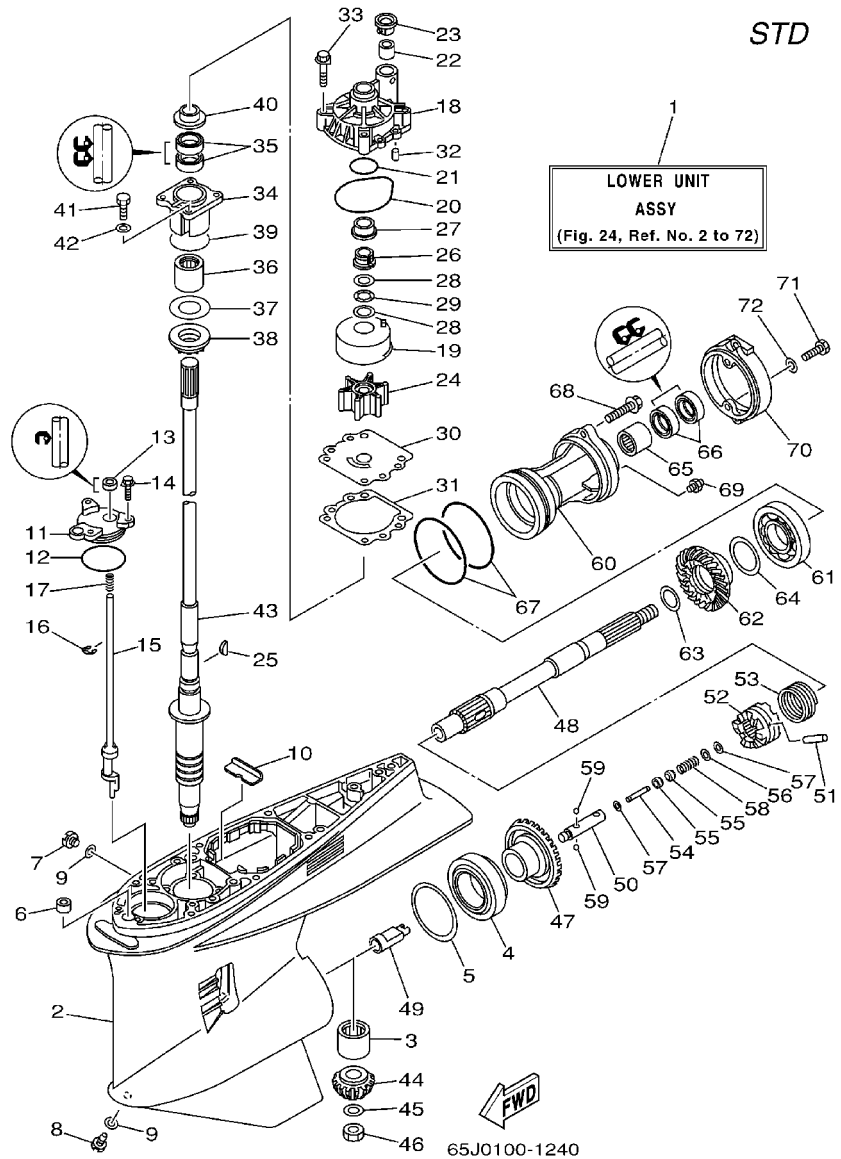


FIG. 24 LOWER CASING. DRIVE 1

BOITIER D'HELICE, TRANSMISSION 1

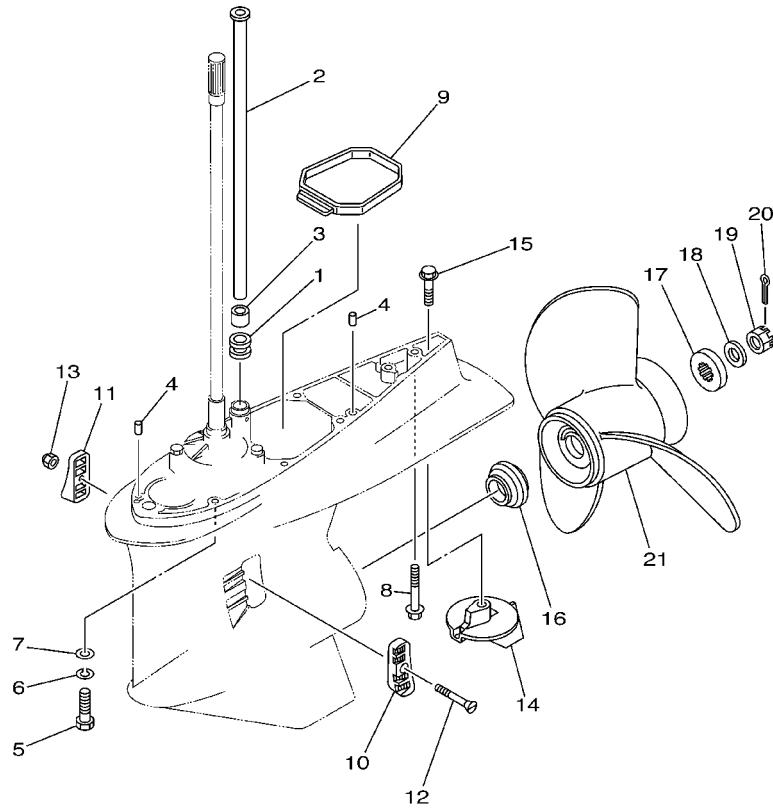
REF. NO.	PART NO. NO. PIECES	DESCRIPTION DESCRIPTION	250A	L250			REMARKS REMARQUES
43	61A-45501-20	DRIVE SHAFT COMP. ARBRE MOTEUR COMP.	1				X
44	61A-45551-03	PINION PIGNON D'ATTAQUE	1				
45	90201-16M00	WASHER, PLATE RONDELLE, PLATE	1				
46	90170-16M19	NUT ECROU	1				
47	61A-45560-03	GEAR PIGNON	1				
48	69J-45611-00	SHAFT, PROPELLER ARBRE, HELICE	1				
49	61A-45641-02	SHIFTER EMBRAYAGE	1				
50	61A-45634-01	SLIDE, SHIFT CONTRE-POUSSOIR	1				
51	61A-45632-00	PIN, CROSS GOUPILLE DE CRABOT	1				
52	61A-45631-03	CLUTCH, DOG CRABOT	1				
53	61A-45633-00	RING, CROSS PIN JONC, GOUPILLE CRABOT	1				
54	6H1-45668-00	SHAFT, FREE AXE	1				
55	61A-45635-00	PLUNGER, SHIFT POUSSOIR D'EMBAYAGE	2				
56	90201-02M00	WASHER, PLATE RONDELLE, PLATE	1				
57	90183-02M03	NUT, SPRING ECROU, RESSORT	2				
58	90501-10M77	SPRING, COMPRESSION RESSORT, COMPRESSION	1				
59	93501-04011	BALL BILLE	2				
60	61A-45332-02-94	HOUSING, BEARING FLASQUE, ROULEMENT	1				
61	93306-210U0	BEARING ROULEMENT	1				
62	61A-45571-00	GEAR PIGNON	1				
63	90201-31M00	WASHER, PLATE RONDELLE, PLATE	1				
64	61A-45577-00-10	SHIM (T:0.10MM) CALE (T:0.10MM)	1				UR
	61A-45577-00-12	SHIM (T:0.12MM) CALE (T:0.12MM)	1				UR
	61A-45577-00-15	SHIM (T:0.15MM) CALE (T:0.15MM)	1				UR
	61A-45577-00-18	SHIM (T:0.18MM) CALE (T:0.18MM)	1				UR
	61A-45577-00-30	SHIM (T:0.30MM) CALE (T:0.30MM)	1				UR
	61A-45577-00-40	SHIM (T:0.40MM) CALE (T:0.40MM)	1				UR



FIG. 25 LOWER CASING. DRIVE 2

BOITIER D'HELICE, TRANSMISSION 2

STD



REF. NO.	PART NO. NO. PIECES	DESCRIPTION DESCRIPTION	250A	L250			REMARKS REMARQUES
1	6E5-44366-00	DAMPER, WATER SEAL JOINT, TUBE D'EAU	1				
2	61A-44361-20	TUBE, WATER TUBE D'EAU	1				X
3	6E5-44365-00	DAMPER, WATER SEAL JOINT, TUBE D'EAU	1				
4	93608-12M05	PIN, DOWEL AXE	2				
5	97095-10045	BOLT BOULON	7				
6	92995-10100	WASHER RONDELLE	7				
7	92995-10600	WASHER RONDELLE	7				
8	90119-10MA2	BOLT, WITH WASHER BOULON, AVEC RONDELLE	1				
9	61A-45375-00	DAMPER, SEAL BOURRELET, CAOUTCHOUC	1				
10	61A-45214-10	COVER, WATER INLET GRILLE, ENTREE D'EAU	1				
11	61A-45215-10	COVER, WATER INLET GRILLE, ENTREE D'EAU	1				
12	90152-05003	SCREW, COUNTERSUNK VIS, TETE NOYEE	1				
13	90185-05002	NUT, SELF-LOCKING ECROU, AUTO-BLOCANT	1				
14	61A-45371-00	TAB-TRIM ANODE DERIVE	1				
15	90105-10M00	BOLT, FLANGE BOULON	1				
16	6E5-45987-01	SPACER ENTRETOISE	1				
17	688-45997-01	SPACER ENTRETOISE	1				
18	92990-18200	WASHER RONDELLE, PLATE	1				
19	90171-18M04	NUT, CASTLE ECROU, CRENELE	1				
20	91490-40030	PIN, COTTER GOUPILLE	1				
21	6G5-45970-02-98	PROPELLER (3X15-1/4"X15"-M) HELICE (3X15-1/4"X15"-M)	1				UR
	6G5-45972-02-98	PROPELLER (3X13-3/4"X21"-M) HELICE (3X13-3/4"X21"-M)	1				UR
	6G5-45974-03-98	PROPELLER (3X13-3/4"X19"-M2) HELICE (3X13-3/4"X19"-M2)	1				UR
	6G5-45978-03-98	PROPELLER (3X13-3/4"X17"-M2) HELICE (3X13-3/4"X17"-M2)	1				UR
	61A-45972-00-98	PROPELLER (3X14-1/2"X21"-T) HELICE (3X14-1/2"X21"-T)	1				UR
	61A-45974-00-98	PROPELLER (3X14-1/2"X19"-T) HELICE (3X14-1/2"X19"-T)	1				UR
	61A-45978-00-98	PROPELLER (3X15"X17"-T) HELICE (3X15"X17"-T)	1				UR



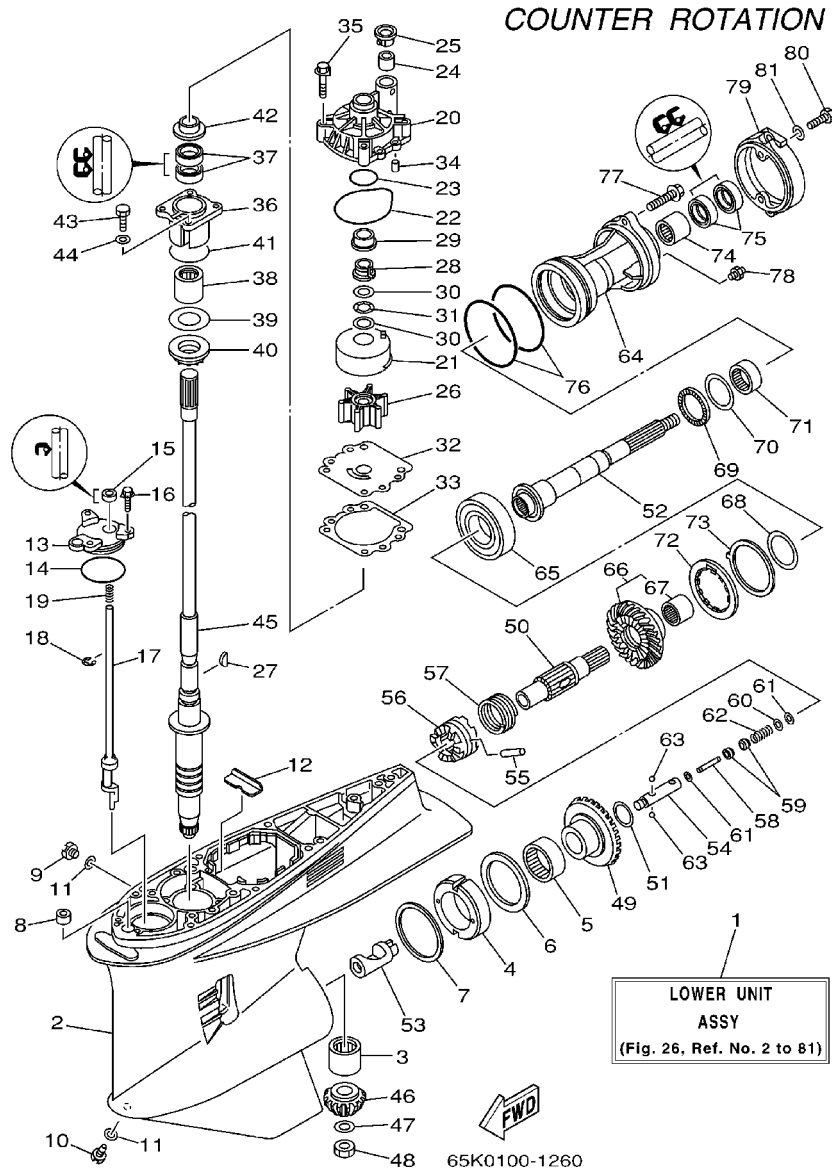
65J2100-3260

B5



FIG. 26 LOWER CASING. DRIVE 3

BOITIER D'HELICE, TRANSMISSION 3



REF. NO.	PART NO. NO. PIECES	DESCRIPTION DESCRIPTION	250A	L250	REMARKS REMARQUES
1	61B-45300-24-8D	LOWER UNIT ASSY UNITE INFERIEURE (ENS.)		1	X
2	61A-45301-10-8D	CASING, LOWER BEQUILLE		1	
3	93311-83280	BALL BEARING ROULEMENT		1	
4	61B-45538-01	SPACER 1 ENTRETOISE		1	
5	93315-660W3	BEARING ROULEMENT		1	
6	93341-670V0	BEARING CERVEAUX DE DIRECTION		1	
7	61A-45567-00-10	SHIM (T:0.10MM) CALE (T:0.10MM)		1	UR
	61A-45567-00-12	SHIM (T:0.12MM) CALE (T:0.12MM)		1	UR
	61A-45567-00-15	SHIM (T:0.15MM) CALE (T:0.15MM)		1	UR
	61A-45567-00-18	SHIM (T:0.18MM) CALE (T:0.18MM)		1	UR
61A-45567-00-30	SHIM (T:0.30MM) CALE (T:0.30MM)		1	UR	
61A-45567-00-40	SHIM (T:0.40MM) CALE (T:0.40MM)		1	UR	
61A-45567-00-50	SHIM (T:0.50MM) CALE (T:0.50MM)		1	UR	
8	663-44366-00	DAMPER, WATER SEAL JOINT, TUBE D'EAU		1	
9	90340-08002	PLUG, STRAIGHT SCREW PLOT, FILETE DROIT		1	
10	688-45341-10	PLUG, DRAIN BOUCHON DE VIDANGE		1	
11	90430-08020	GASKET JOINT		2	
12	61A-45376-00-94	GUIDE, SEAL DAMPER BUTEE, JOINT CAOUTCHOUC		1	
13	61A-45321-01	PLATE PLAQUETTE		1	
14	93210-64488	O-RING JOINT TORIQUE		1	
15	93106-09014	OIL SEAL JOINT SPY		1	
16	90119-06M10	BOLT, WITH WASHER BOULON, AVEC RONDELLE		3	
17	60W-44150-00	SHIFT CAM ASSY CAME D'INVERSION		1	
18	99001-08600	CIRCLIP CIRCLIP		1	
19	90501-11M10	SPRING, COMPRESSION RESSORT, COMPRESSION		1	
20	61A-44311-01	HOUSING, WATER PUMP CORPS, POMPE A EAU		1	
21	61A-44322-02	INSERT, CARTRIDGE CUVETTE		1	

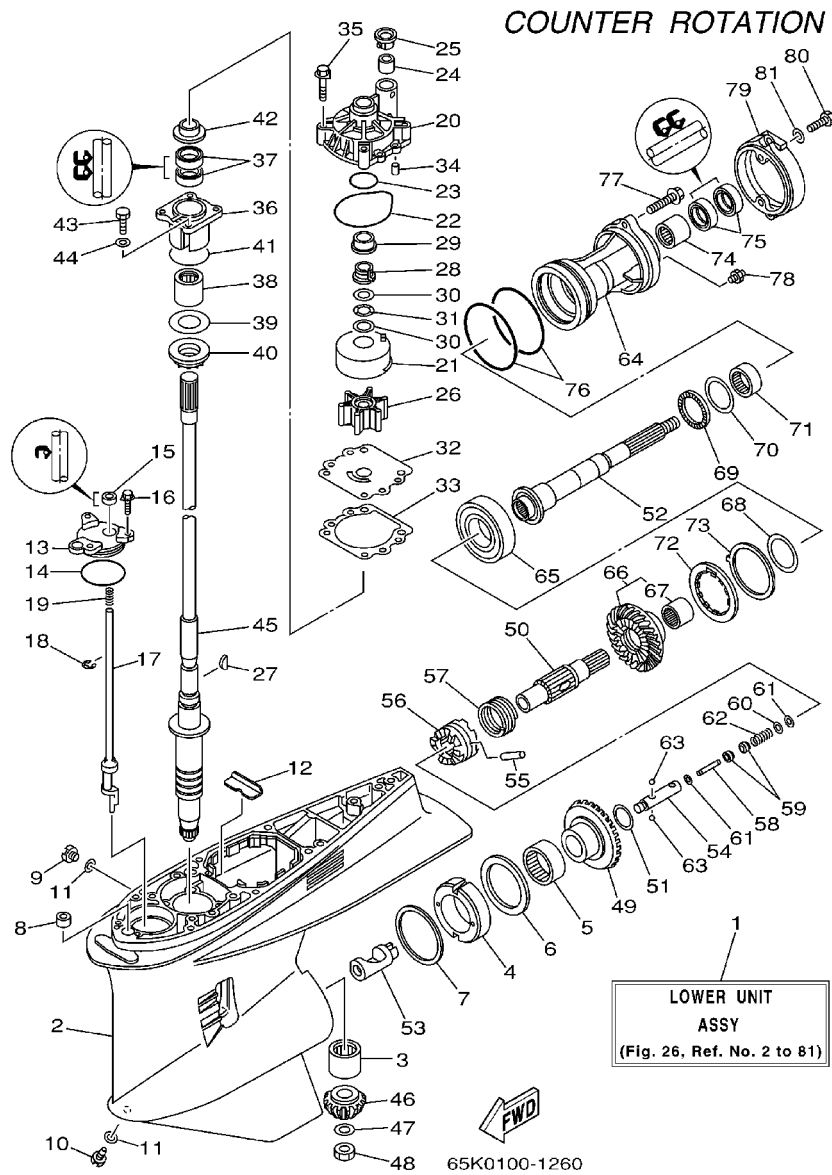


FIG. 26 LOWER CASING. DRIVE 3

BOITIER D'HELICE, TRANSMISSION 3

REF. NO.	PART NO. NO. PIECES	DESCRIPTION DESCRIPTION	250A	L250		REMARKS REMARQUES
22	93210-86M38	O-RING JOINT TORIQUE		1		
23	93210-37160	O-RING JOINT TORIQUE		1		
24	6E5-44365-00	DAMPER, WATER SEAL JOINT, TUBE D'EAU		1		
25	6E5-44312-00	COVER, WATER PUMP HOUSING COUVERCLE		1		
26	6E5-44352-01	IMPELLER TURBINE		1		
27	90280-04M05	KEY, WOODRUFF CLAVETTE, DEMI-LUNE		1		
28	61A-45538-00	SPACER 1 ENTRETOISE		1		
29	61A-45527-00	COLLAR, DRIVE SHAFT ENTRETOISE		1		
30	90201-22M01	WASHER, PLATE RONDELLE, PLATE		2		
31	90206-22M19	WASHER, WAVE RONDELLE, ONDULEE		1		
32	6G5-44323-00	OUTER PLATE, CARTRIDGE PLAQUE EXTERIEURE		1		
33	6E5-44315-A0	GASKET, WATER PUMP JOINT, POMPE A EAU		1		
34	93606-12019	PIN, DOWEL GOUPILLE		2		
35	90119-08M14	BOLT, WITH WASHER BOULON, AVEC RONDELLE		4		
36	61A-45331-00-94	HOUSING, BEARING FLASQUE, ROULEMENT		1		
37	93101-28M16	OIL SEAL JOINT SPY		2		
38	93317-330U2	BEARING PIECE		1		
39	61A-45587-00-10	SHIM (T:0.10MM) CALE (T:0.10MM)		1		UR
	61A-45587-00-12	SHIM (T:0.12MM) CALE (T:0.12MM)		1		UR
	61A-45587-00-15	SHIM (T:0.15MM) CALE (T:0.15MM)		1		UR
	61A-45587-00-18	SHIM (T:0.18MM) CALE (T:0.18MM)		1		UR
	61A-45587-00-30	SHIM (T:0.30MM) CALE (T:0.30MM)		1		UR
	61A-45587-00-40	SHIM (T:0.40MM) CALE (T:0.40MM)		1		UR
	61A-45587-00-50	SHIM (T:0.50MM) CALE (T:0.50MM)		1		UR
40	93341-930U9	BEARING CERVEAUX DE DIRECTION		1		
41	93210-55M14	O-RING JOINT TORIQUE		1		
42	6E5-45344-00	COVER, OIL SEAL FLASQUE, JOINT D'HUILE		1		



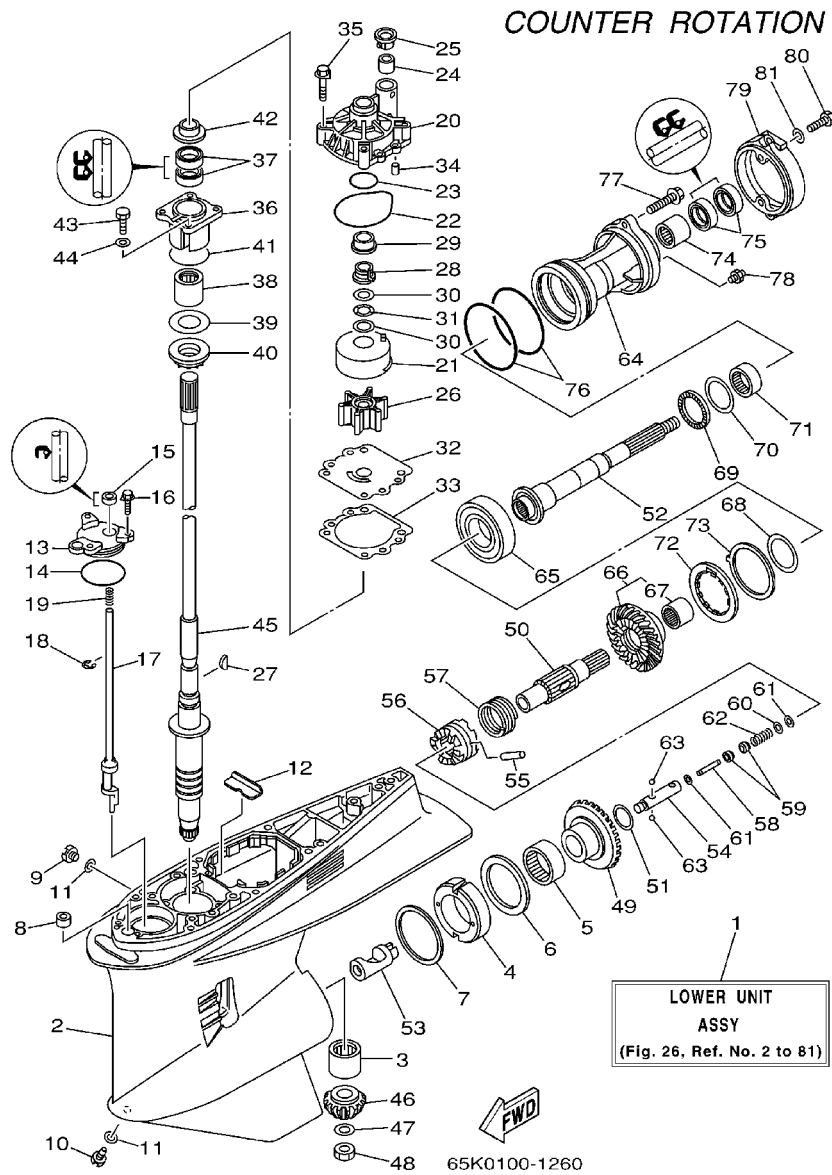


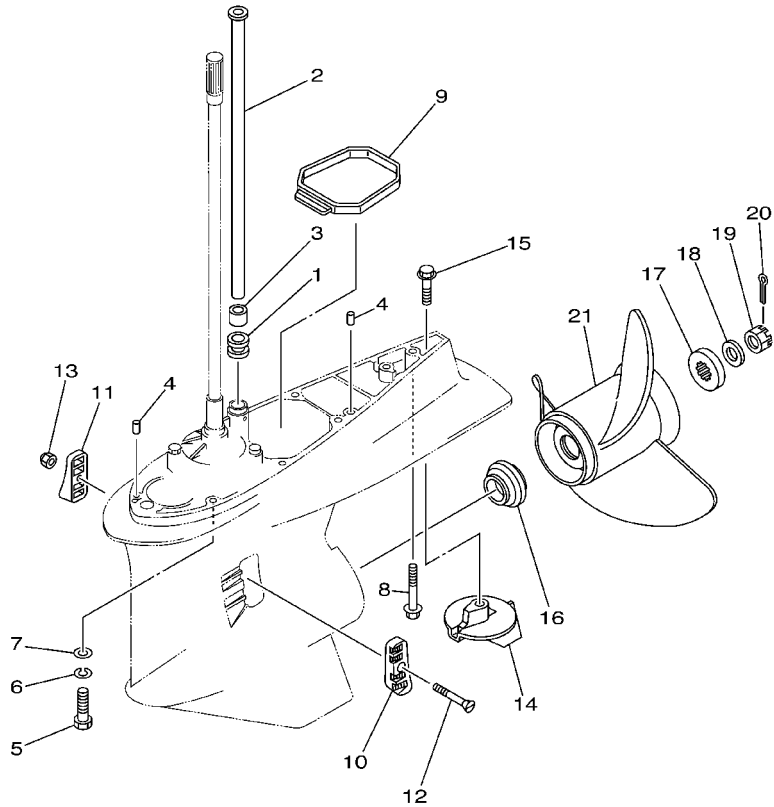
FIG. 26 LOWER CASING. DRIVE 3

BOITIER D'HELICE, TRANSMISSION 3

REF. NO.	PART NO. NO. PIECES	DESCRIPTION DESCRIPTION	250A	L250	REMARKS REMARQUES
68	61A-45577-00-15	SHIM (T:0.15MM) CALE (T:0.15MM)		1	UR
	61A-45577-00-18	SHIM (T:0.18MM) CALE (T:0.18MM)		1	UR
	61A-45577-00-30	SHIM (T:0.30MM) CALE (T:0.30MM)		1	UR
	61A-45577-00-40	SHIM (T:0.40MM) CALE (T:0.40MM)		1	UR
	61A-45577-00-50	SHIM (T:0.50MM) CALE (T:0.50MM)		1	UR
69	93341-440U5	BEARING CERVEAUX DE DIRECTION		1	
70	6K1-45578-01-10	SHIM (T:0.10MM) CALE (T:0.10MM)		1	UR
	6K1-45578-01-12	SHIM (T:0.12MM) CALE (T:0.12MM)		1	UR
	6K1-45578-01-15	SHIM (T:0.15MM) CALE (T:0.15MM)		1	UR
	6K1-45578-01-18	SHIM (T:0.18MM) CALE (T:0.18MM)		1	UR
	6K1-45578-01-30	SHIM (T:0.30MM) CALE (T:0.30MM)		1	UR
	6K1-45578-01-40	SHIM (T:0.40MM) CALE (T:0.40MM)		1	UR
	6K1-45578-01-50	SHIM (T:0.50MM) CALE (T:0.50MM)		1	UR
71	93315-440V6	BEARING ROULEMENT		1	
72	61B-45384-00	NUT ECROU		1	
73	61B-45383-00	WASHER, CLAW FREIN D'ECROU		1	
74	93317-330U5	BEARING PIECE		1	
75	93101-30M17	OIL SEAL JOINT SPY		2	
76	93211-04384	O-RING JOINT TORIQUE		2	
77	90105-08M48	BOLT, FLANGE BOULON		2	
78	93700-09M00	NIPPLE, GREASE PION		1	
79	61A-45361-01-5B	CAP, LOWER CASING COUVERCLE, BOITIER D'HELICE		1	
80	97095-08020	BOLT BOULON		2	
81	92995-08600	WASHER RONDELLE		2	



COUNTER ROTATION



65K2100-3280

FIG. 27 LOWER CASING. DRIVE 4

BOITIER D'HELICE, TRANSMISSION 4

REF. NO.	PART NO. NO. PIECES	DESCRIPTION DESCRIPTION	250A	L250		REMARKS REMARQUES
1	6E5-44366-00	DAMPER, WATER SEAL JOINT, TUBE D'EAU		1		
2	61A-44361-20	TUBE, WATER TUBE D'EAU		1		X
3	6E5-44365-00	DAMPER, WATER SEAL JOINT, TUBE D'EAU		1		
4	93608-12M05	PIN, DOWEL AXE		2		
5	97095-10045	BOLT BOULON		7		
6	92995-10100	WASHER RONDELLE		7		
7	92995-10600	WASHER RONDELLE		7		
8	90119-10MA2	BOLT, WITH WASHER BOULON, AVEC RONDELLE		1		
9	61A-45375-00	DAMPER, SEAL BOURRELET, CAOUTCHOUC		1		
10	61A-45214-10	COVER, WATER INLET GRILLE, ENTREE D'EAU		1		
11	61A-45215-10	COVER, WATER INLET GRILLE, ENTREE D'EAU		1		
12	90152-05003	SCREW, COUNTERSUNK VIS, TETE NOYEE		1		
13	90185-05002	NUT, SELF-LOCKING ECROU, AUTO-BLOCANT		1		
14	61A-45371-00	TAB-TRIM ANODE DERIVE		1		
15	90105-10M00	BOLT, FLANGE BOULON		1		
16	6E5-45987-01	SPACER ENTRETOISE		1		
17	688-45997-01	SPACER ENTRETOISE		1		
18	92990-18200	WASHER RONDELLE, PLATE		1		
19	90171-18M04	NUT, CASTLE ECROU, CRENELE		1		
20	91490-40030	PIN, COTTER GOUPILLE		1		
21	6K1-45970-01-98	PROPELLER (3X15-1/4"X15"-ML) HELICE (3X15-1/4"X15"-ML)		1		UR
	6K1-45972-01-98	PROPELLER (3X13-3/4"X21"-ML) HELICE (3X13-3/4"X21"-ML)		1		UR
	6K1-45974-02-98	PROPELLER (3X13-3/4"X19"-ML1) HELICE (3X13-3/4"X19"-ML1)		1		UR
	6K1-45978-02-98	PROPELLER (3X13-3/4"X17"-ML1) HELICE (3X13-3/4"X17"-ML1)		1		UR
	61B-45972-00-98	PROPELLER (3X14-1/2"X21"-TL) HELICE (3X14-1/2"X21"-TL)		1		UR
	61B-45974-00-98	PROPELLER (3X14-1/2"X19"-TL) HELICE (3X14-1/2"X19"-TL)		1		UR
	61B-45978-00-98	PROPELLER (3X15"X17"-TL) HELICE (3X15"X17"-TL)		1		UR

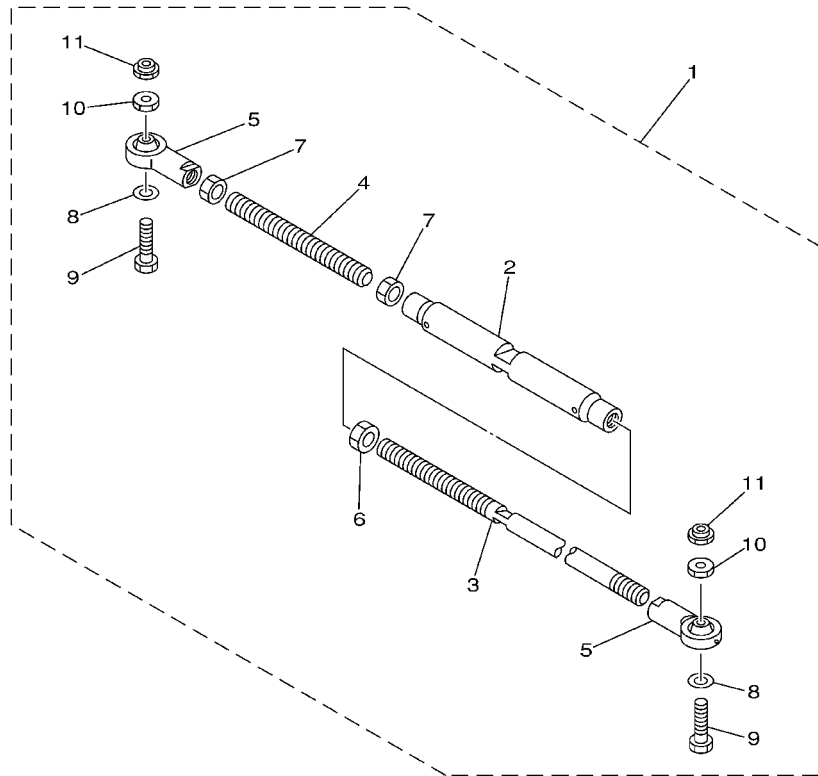
C4





FIG. 29 STEERING GUIDE ATTACHMENT 2

DIRECTION GUIDE ACCESSOIRE 2

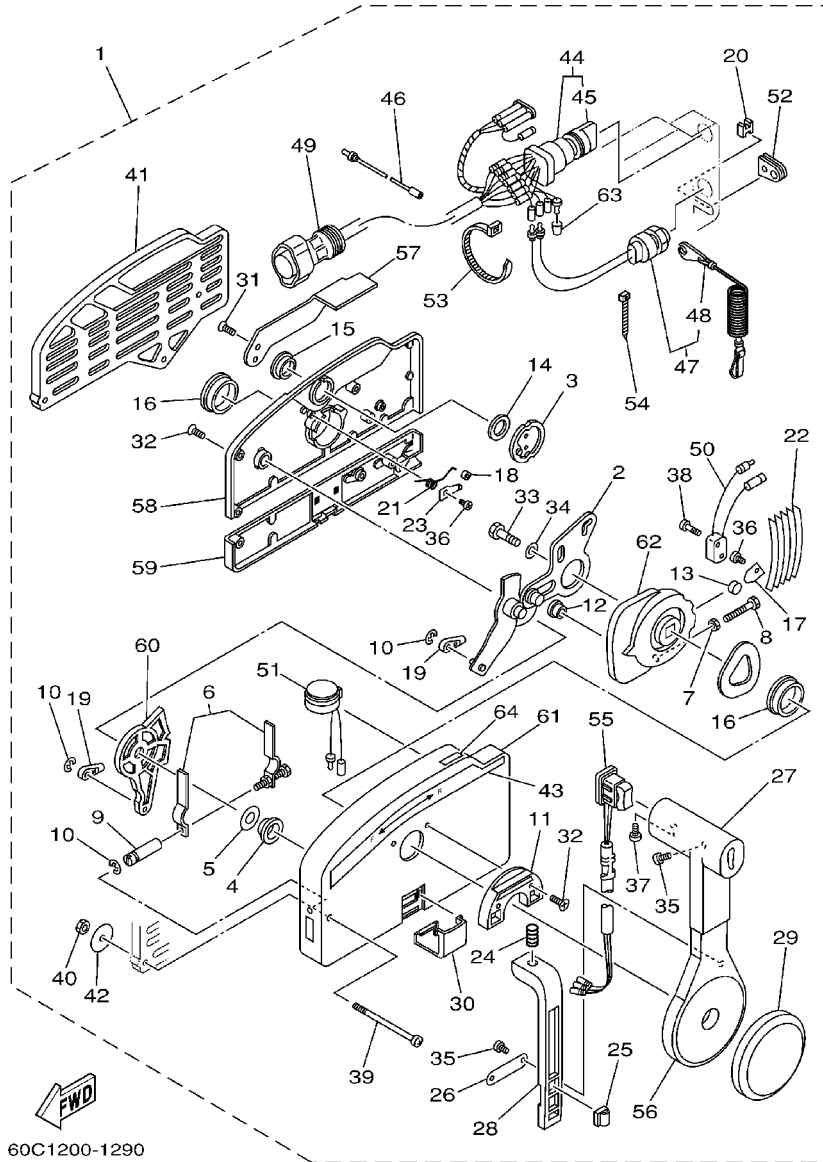


67H0100-0300

REF. NO.	PART NO. NO. PIECES	DESCRIPTION DESCRIPTION	250A	L250	REMARKS REMARQUES
1	6E5-61301-01	TWIN KIT (L:600-800MM) JUMELE KIT (L:600-800MM)		1	AP
2	6E5-61313-00	.ADJUSTER .TENDEUR		1	
3	6E5-61311-11	.TIE BAR BARRE D'ACCOUPEMENT		1	
4	6E5-61315-00	.TIE BAR BARRE D'ACCOUPEMENT		1	
5	6E5-61303-00	.STEERING EYE COMP. .AXE COMP.		2	
6	90170-14M06	.NUT .ECROU		1	
7	95380-14700	.NUT .ECROU		2	
8	90201-10M76	.WASHER, PLATE .RONDELLE, PLATE		2	
9	90101-09M70	.BOLT .BOULON		2	
10	90170-09M05	.NUT .ECROU		2	
11	90185-09M01	.NUT, SELF-LOCKING .ECROU, AUTO-BLOCANT		2	



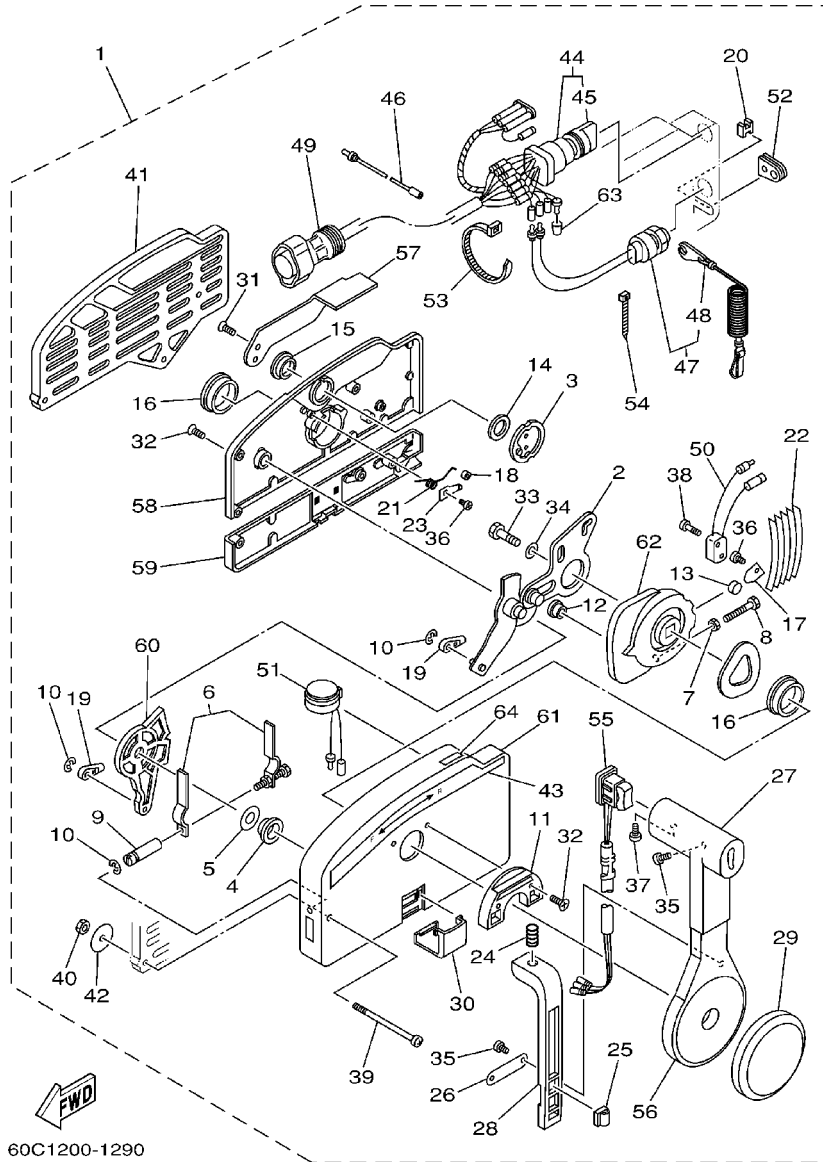
FIG. 31 REMOTE CONTROL ASSY 1 BOITIER DE COMMANDE A DISTANCE 1



60C1200-1290

REF. NO.	PART NO. NO. PIECES	DESCRIPTION DESCRIPTION	250A	L250		REMARKS REMARQUES
1	703-48205-A4	REMOTE CONTROL ASSY BOITIER DE COMMANDE A DISTANCE	1			AP WITH PT/T SW.
2	703-48261-01	.ARM, THROTTLE .BRAS, ACCELERATION	1			
3	703-48153-00	.SHAFT, FREE ACCEL. .AXE	1			
4	703-48235-00	.BUSHING .COUSSINET	1			
5	703-48268-00	.SPACER .ENTRETOISE	1			
6	703-48264-00	.THROTTLE, FRICTION .ACCELERATION	1			
7	95380-05600	.NUT .ECROU	1			
8	97380-05025	.BOLT .BOULON, HEXAGONAL	1			
9	703-48265-00	.SHAFT, FRICTION .AXE, COPILOTE	1			
10	93430-06024	.CIRCLIP	3			
11	703-48245-00	.CLIPS .PLATE, LOCK .PLAQUE, VERROU	1			
12	703-48252-00	.ROLLER, CAM .POULIE	1			
13	701-48248-00	.ROLLER, FREE ACCEL. .POULIE	1			
14	703-48198-00	.WASHER, WAVE .RONDELLE, ELASTIQUE ONDULEE	1			
15	703-48243-00	.BUSHING .COUSSINET	1			
16	703-48236-00	.BUSHING 1 .POULIE	2			
17	703-48189-00	.RETAINER .FLASQUE	1			
18	703-48234-00	.ROLLER, DETENT .POULIE	1			
19	703-48345-01	.CABLE END, REMOTE CONTROL 2 .CHAPE CABLE	2			
20	703-48358-00	.ANCHOR, CABLE .COLLIER	1			
21	703-48244-00	.SPRING, FREE ACCEL. .RESSORT	1			
22	703-48238-00	.SPRING, DETENT .RESSORT	5			
23	703-48246-00	.SPACER .ENTRETOISE	1			
24	703-48227-00	.SPRING, NEUTRAL LOCK .RESSORT	1			
25	703-82594-00	.CLAMP .BRIDE	1			WITH PT/T SW.
26	703-48226-00	.PLATE, STOPPER .PLAQUETTE	1			
27	703-48222-00	.GRIP, CONTROL LEVER .POIGNEE, COMMANDE LEVIER	1			SINGLE

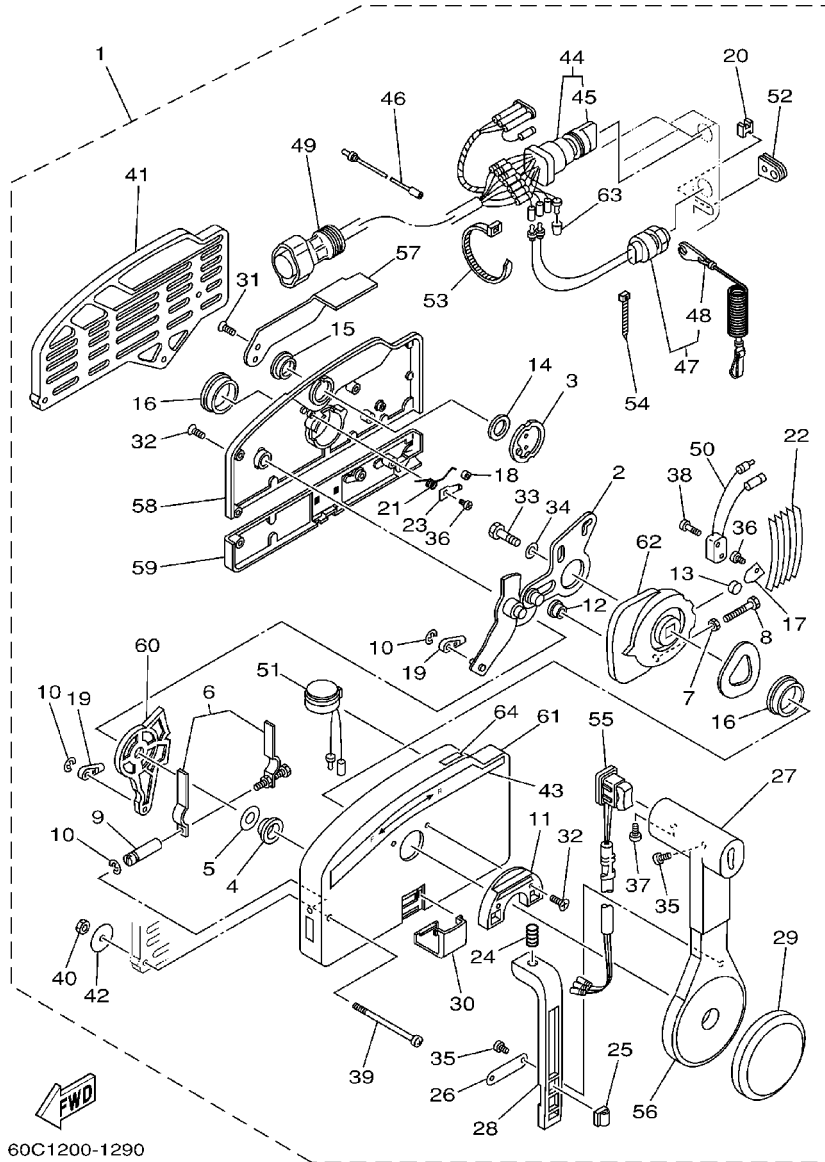
FIG. 31 REMOTE CONTROL ASSY 1 BOITIER DE COMMANDE A DISTANCE 1



60C1200-1290

REF. NO.	PART NO. NO. PIECES	DESCRIPTION DESCRIPTION	250A	L250		REMARKS REMARQUES
28	703-48223-00	.LOCK, NEUTRAL .VERROU, NEUTRAL	1			
29	703-48225-00	.COVER .COUVERCLE	1			
30	703-48219-00	.COVER, LEAD .COUVERCLE	1			
31	703-48281-00	.SCREW .VIS	2			
32	703-48282-00	.SCREW .VIS	7			
33	97380-08030	.BOLT .BOULON, HEXAGONAL	1			
34	92990-08600	.WASHER, PLATE .RONDELLE, PLATE	1			
35	98580-04010	.SCREW, PAN HEAD .VIS	3			
36	98580-04006	.SCREW, PAN HEAD .VIS	2			
37	98580-05010	.SCREW, PAN HEAD .VIS	1			
38	98580-03015	.SCREW, PAN HEAD .VIS	2			
39	703-48291-10	.SCREW (M6) .VIS (M6)	3			
40	95380-06600	.NUT, HEXAGON .ECROU	3			
41	703-48293-10	.SPACER, REMOTE CONTROL .ENTRETOISE	1			SINGLE
42	701-48287-00	.WASHER .RONDELLE	3			
43	703-48215-00	.GRAPHIC .ADHESIF	1			
44	703-82510-12	.MAIN SWITCH ASSY .CONTACTEUR A CLEF COMPLET	1			FOR PRIME START MODEL
45	676-82577-00	.CAP, KEY .CABOCHON	1			
46	703-82531-00	.WIRE, LEAD .FIL	1			
47	688-82575-01	.ENGINE STOP SWITCH ASSY .COUPE CIRCUIT CPLT	1			
48	682-82556-00	.STOPPER .PLAQUETTE	1			
49	688-8258A-20	.EXTENSION, WIRE HARNESS .EXTENSION, FAISCEAU DE FILS	1			L:5M (10P)
50	703-82540-00	.NEUTRAL SWITCH ASSY .CONTACTEUR DE POINT-MORT	1			
51	703-83383-A0	.BUZZER .RONFLEUR	1			
52	703-48284-00	.GROMMET .PASSE-FIL	1			
53	703-82591-00	.BAND .COLLIER	1			
54	703-82592-00	.BAND .COLLIER	1			

FIG. 31 REMOTE CONTROL ASSY 1 BOITIER DE COMMANDE A DISTANCE 1

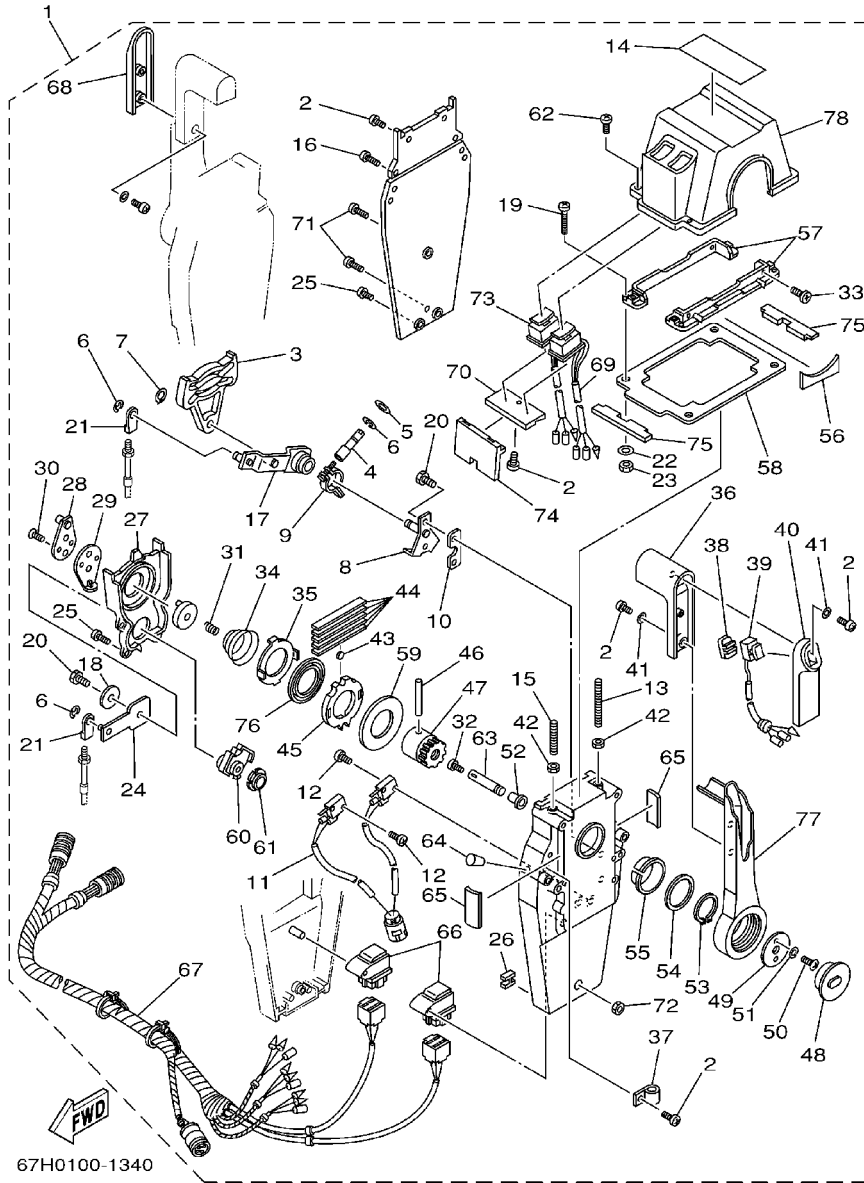


60C1200-1290

REF. NO.	PART NO. NO. PIECES	DESCRIPTION DESCRIPTION	250A	L250	REMARKS REMARQUES
55	703-82563-02	.TRIM & TILT SWITCH ASSY .INCLINER ET PARER COMMUTATEUR	1		WITH PT/T SW.
56	703-48221-00	.LEVER, CONTROL .LEVIER, COMMANDE	1		
57	703-48152-00	.KNOB, FREE ACCEL. .BOUTON	1		
58	703-48212-00	.BACK PLATE 1 .PLAQUETTE 1	1		
59	703-48213-00	.BACK PLATE 2 .PLAQUETTE 2	1		
60	703-48271-00	.ARM, SHIFT .BRAS	1		
61	703-48211-01	.HOUSING,1 .CORPS	1		
62	703-48232-00	.GEAR .PIGNON	1		
63	703-82542-00	.CAP .COUVERCLE	1		
64	703-48218-00	.GRAPHIC .ADHESIF	1		



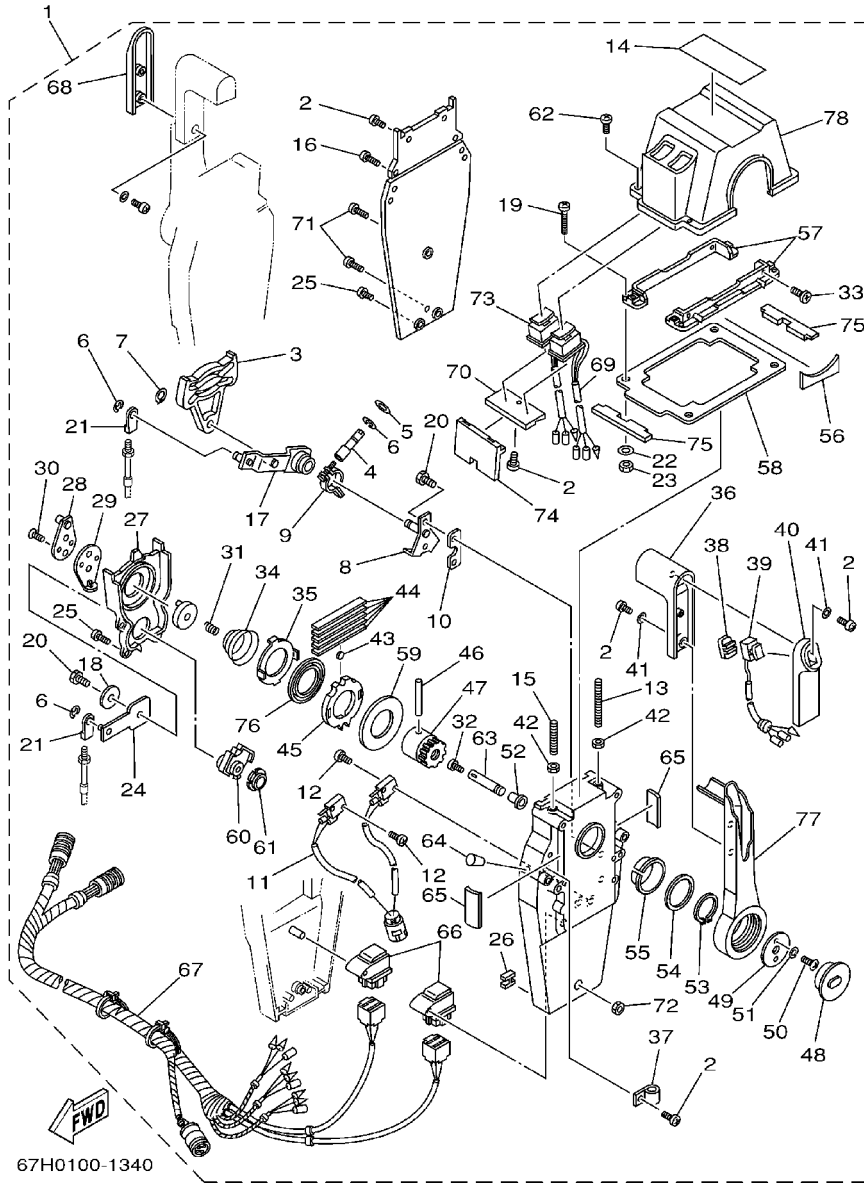
FIG. 32 REMOTE CONTROL ASSY 2 BOITIER DE COMMANDE A DISTANCE 2



67H0100-1340

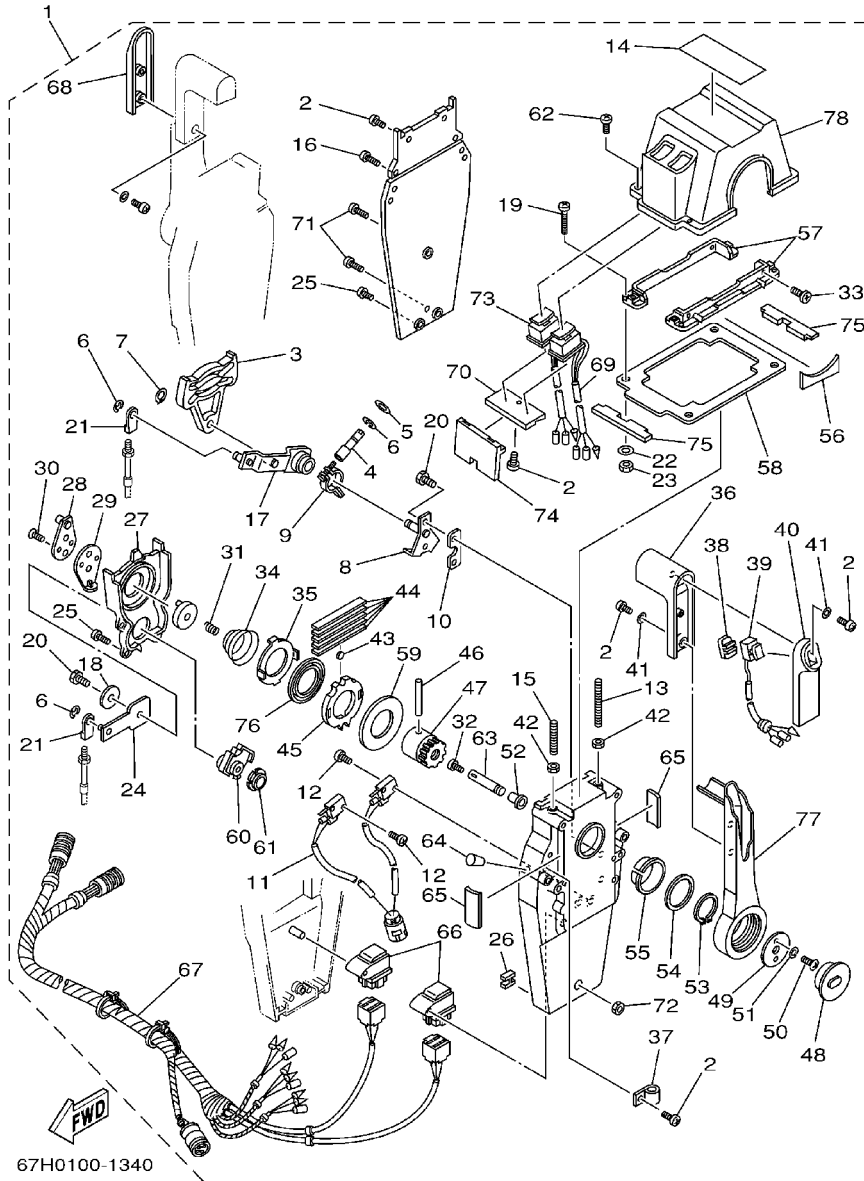
REF. NO.	PART NO. NO. PIECES	DESCRIPTION DESCRIPTION	250A	L250	REMARKS REMARQUES
1	704-48207-23	REMOTE CONTROL ASSY BOITIER DE COMMANDE A DISTANCE		1	AP WITH PT/T SW.
2	97890-05016	.SCREW, PAN HEAD .VIS, CRUCIFORME		12	
3	EL8-48251-00	.PLATE, CAM .PLAQUE, CAME		2	
4	704-48265-00	.SHAFT, FRICTION .AXE, COPILOTE		2	
5	701-48246-00	.SPACER .ENTRETOISE		2	
6	93430-06024	.CIRCLIP .CLIPS		8	
7	EL8-48259-00	.CIRCLIP 1 .CIRCLIP		2	
8	704-48262-00	.SHAFT, THROTTLE .AXE, ACCELERATION		2	
9	704-48264-00	.THROTTLE, FRICTION .ACCELERATION		2	
10	704-48266-00	.SPACER .ENTRETOISE		2	
11	704-82540-10	.NEUTRAL SWITCH ASSY .CONTACTEUR DE POINT-MORT		1	
12	6A5-48129-10	.SCREW 3 .VIS 3		4	
13	EL8-48281-00	.SCREW .VIS		2	
14	704-48215-10	.GRAPHIC .ADHESIF		1	
15	704-48281-00	.SCREW .VIS		2	
16	97890-05025	.SCREW, PAN HEAD .VIS, CRUCIFORME		4	
17	704-48261-00	.ARM, THROTTLE .BRAS, ACCELERATION		2	
18	EL8-48191-00	.WASHER 1 .RONDELLE		2	
19	704-48283-00	.SCREW .VIS		4	
20	97380-06018	.BOLT .BOULON, HEXAGONAL		6	
21	703-48345-01	.CABLE END, REMOTE CONTROL 2 .CHAPE CABLE		4	
22	704-48287-00	.WASHER .RONDELLE		4	
23	95380-05600	.NUT .ECROU		4	
24	EL8-48271-00	.ARM, SHIFT .BRAS		2	
25	EL8-48127-00	.SCREW 1 .VIS 1		16	
26	703-48358-00	.ANCHOR, CABLE .COLLIER		2	
27	EL8-48231-00	.HOUSING, GEAR .CARTER, ENGRENAGE		2	

FIG. 32 REMOTE CONTROL ASSY 2 BOITIER DE COMMANDE A DISTANCE 2



REF. NO.	PART NO. NO. PIECES	DESCRIPTION DESCRIPTION	250A	L250	REMARKS REMARQUES
28	EL8-48241-00	.ARM, DRIVE .BRAS, COMMANDE		2	
29	EL8-48254-00	.STOPPER, THROTTLE ADJUSTING BUTEE		2	
30	92780-06020	.SCREW, FLAT HEAD .VIS A TETE FRAISEE		4	
31	EL8-48158-00	.SPRING 1 .RESSORT 1		2	
32	98580-04006	.SCREW, PAN HEAD .VIS		2	
33	98780-05018	.SCREW, FLAT HEAD .VIS A TETE FRAISEE		4	
34	EL8-48244-00	.SPRING, FREE ACCEL. .RESSORT		2	
35	EL8-48245-00	.PLATE, LOCK .PLAQUE, VERROU		2	
36	704-48222-00	.GRIP, CONTROL LEVER .POIGNEE, COMMANDE LEVIER		2	
37	704-82594-00	.CLAMP BRIDE		1	
38	704-48228-00	.HOLDER, SWITCH SUPPORT		1	
39	704-82563-31	.TRIM & TILT SWITCH ASSY .INCLINER ET PARER COMMUTATEUR		1	
40	704-48229-00	.GRIP, CONTROL LEVER .POIGNEE, COMMANDE LEVIER		1	
41	92990-05300	.WASHER, INTERNAL TOOTH .RONDELLE, DENTURE INTERNE		6	
42	95380-06600	.NUT, HEXAGON ECROU		4	
43	701-48248-00	.ROLLER, FREE ACCEL. .POULIE		2	
44	703-48238-00	.SPRING, DETENT .RESSORT		10	
45	EL8-48232-00	.GEAR 1 PIGNON		2	
46	EL8-48164-00	.PIN 2 PION 2		2	
47	704-48242-00	.SHAFT, DRIVE ARBRE, MOTEUR		2	
48	704-48225-00	.COVER .COUVERCLE		2	
49	704-48192-00	.WASHER 2 .RONDELLE 2		2	
50	97890-06018	.SCREW, PAN HEAD .VIS, CRUCIFORME		4	
51	92990-06300	.WASHER, INTERNAL TOOTH .RONDELLE, DENTURE INTERNE		4	
52	702-48263-00	.BUSHING .COUSSINET		2	
53	EL8-48279-00	.CIRCLIP 2 .CIRCLIP 2		2	
54	704-48193-00	.WASHER 3 .RONDELLE 3		2	

FIG. 32 REMOTE CONTROL ASSY 2 BOITIER DE COMMANDE A DISTANCE 2

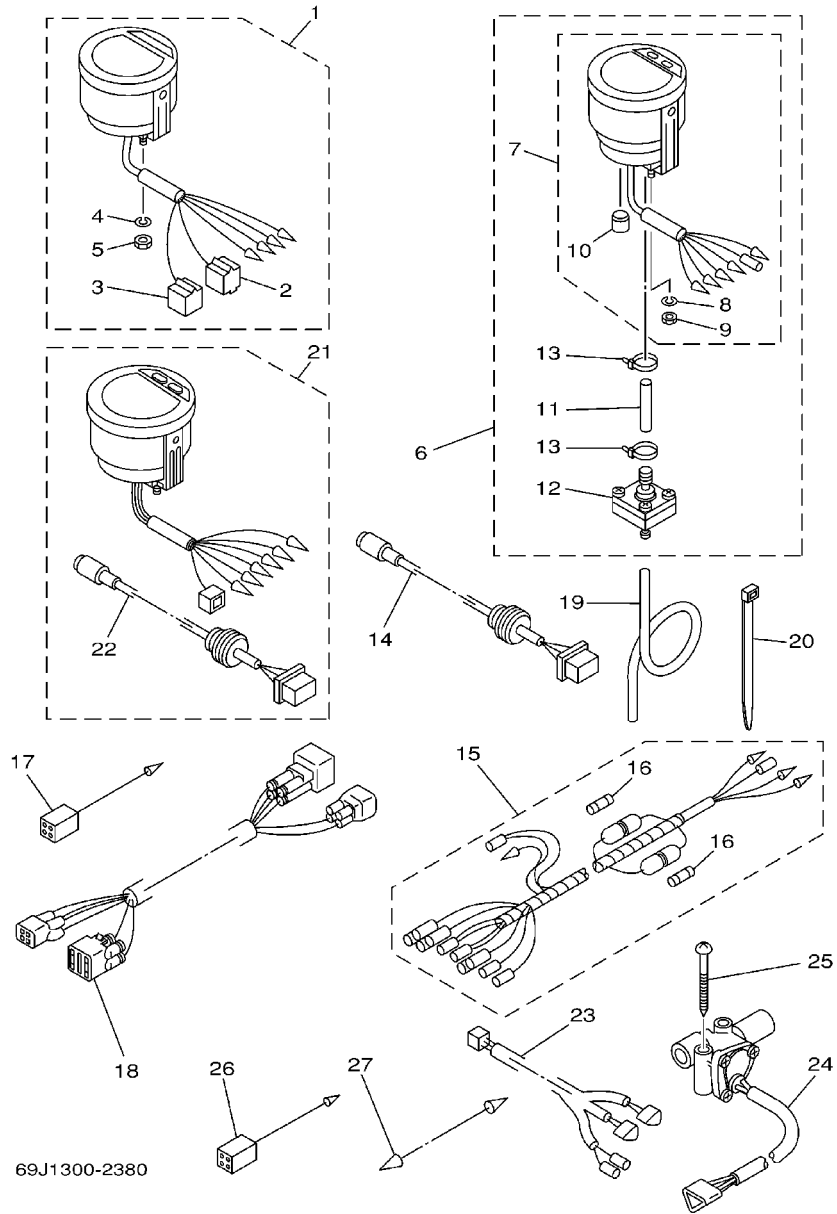


67H0100-1340

REF. NO.	PART NO. NO. PIECES	DESCRIPTION DESCRIPTION	250A	L250		REMARKS REMARQUES
55	EL8-48234-00	.BUSHING 1 .POULIE		2		
56	704-48219-00	.COVER, LEAD .COUVERCLE		2		
57	704-48144-00	.PLATE, STOPPER 2 .PLAQUETTE 2		2		
58	704-48176-10	.GROMMET .PASSE-FIL		1		
59	703-48192-00	.WASHER 2 .RONDELLE 2		2		
60	EL8-48233-00	.GEAR 2 .PIGNON 2		2		
61	703-48235-00	.BUSHING .COUSSINET		2		
62	704-48282-00	.SCREW .VIS		4		
63	EL8-48153-10	.SHAFT, FREE ACCEL. .AXE		2		
64	704-48166-00	.PLUG .BOUCHON		2		
65	704-48284-00	.GROMMET .PASSE-FIL		4		
66	704-81950-00	.RELAY ASSY .RELAIS COMPLET		2		
67	704-82590-10	.WIRE HARNESS ASSY .FAISCEAU DE FILS COMPLET		1		
68	704-48229-10	.GRIP, CONTROL LEVER .POIGNEE, COMMANDE LEVIER		1		
69	704-82563-E0	.TRIM & TILT SWITCH ASSY .INCLINER ET PARER COMMUTATEUR		1		
70	704-48228-10	.HOLDER, SWITCH .SUPPORT		1		
71	704-48128-00	.SCREW 2 .VIS 2		3		
72	704-48156-00	.NUT 1 .ECROU 1		1		
73	704-82563-F0	.TRIM & TILT SWITCH ASSY .INCLINER ET PARER COMMUTATEUR		1		
74	704-48285-00	.GROMMET 2 .PASSE-FIL 2		1		
75	704-48286-00	.GROMMET 3 .PASSE-FIL 3		2		
76	704-48178-00	.PLATE, SHIFT .PLAQUETTE		2		
77	704-48221-00	.LEVER, CONTROL .LEVIER, COMMANDE		2		
78	704-48119-20	.COVER .COQUILLE		1		

FIG. 33 METER

COMPTEUR



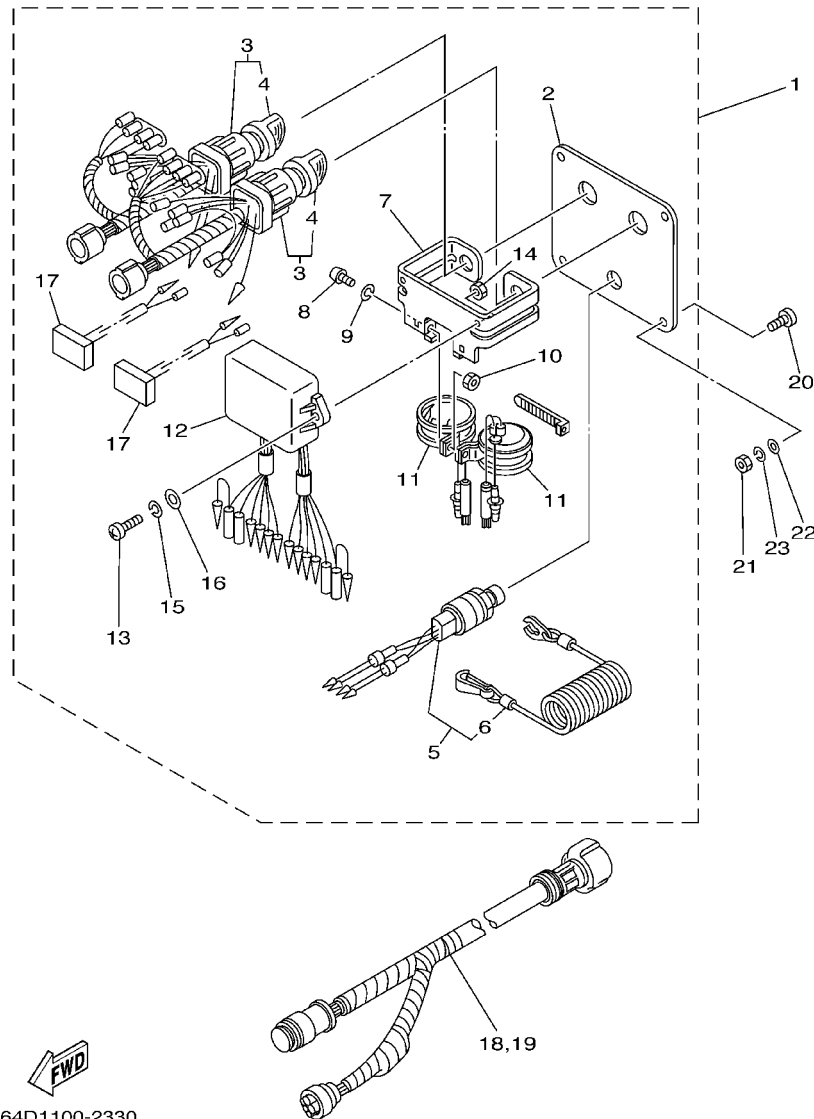
69J1300-2380

REF. NO.	PART NO. NO. PIECES	DESCRIPTION DESCRIPTION	250A	L250	REMARKS REMARQUES
1	6Y5-8350T-02	TACHOMETER ASSY COMPTE-TOURS CPLT	1	1	AP
2	9E450-04433	.CONNECTOR .CONNECTEUR	1	1	M-4-W
3	9E450-04533	.CONNECTOR .CONNECTEUR	1	1	F-4-W
4	92990-04100	.WASHER, SPRING .RONDELLE, GROWER	2	2	
5	95380-04600	.NUT .ECROU	2	2	
6	6Y5-83500-S5	DIGITAL SPEEDOMETER ASSY TACHYMETRE NUMERIQUE CPLT.	1		AP
7	6Y5-83570-S5	.SPEEDOMETER ASSY .COMPTEUR DE VITESSE CPLT	1		
8	92990-04100	.WASHER, SPRING .RONDELLE, GROWER	2		
9	95380-04600	.NUT .ECROU	2		
10	6Y5-83533-T2	.GROMMET .RONDELLE CAOUTCHOUQ	1		
11	6Y5-83557-31	.TUBE .TUBE	1		
12	6Y5-83728-00	.CONNECTOR ASSY .CONNEXION COMPLET	1		
13	90465-11M10	.CLAMP .BRIDE	2		
14	6Y5-87122-S0	CORD ASSY 1 COPDON COMPLET	1		AP
15	6Y5-83553-M0	WIRE, LEAD FIL	1		AP
	6Y5-83553-00	WIRE, LEAD FIL	1		AP
16	1E6-82151-00	.FUSE (10A) .FUSIBLE (10A)	2		FOR 6Y5-83553-M0
	1E6-82151-00	.FUSE (10A) .FUSIBLE (10A)	1		FOR 6Y5-83553-00
17	6Y5-82117-00	WIRE, LEAD (BLACK) FIL (NOIR)	1		AP
18	68F-82553-80	EXTENSION, WIRE LEAD EXTENSION, FAISCEAU	1		AP
	68F-82553-90	EXTENSION, WIRE LEAD EXTENSION, FAISCEAU	1		AP
19	6Y5-83557-10	TUBE (8M) TUBE (8M)	1		AP
20	90465-11M10	CLAMP BRIDE	2		AP
21	6Y5-8350F-00	FUEL MANAGEMENT METER COMPT. DE GESTION DU CARBURANT	1		AP
22	6Y5-87122-S0	.CORD ASSY 1 .COPDON COMPLET	1		
23	6Y5-83553-F1	WIRE, LEAD FIL	1		AP
24	6Y5-85752-01	SENDER UNIT ASSY, FUEL METER PERCEPTION DE JAUQE A ESSENCE	2		AP



FIG. 34 SWITCH. PANEL

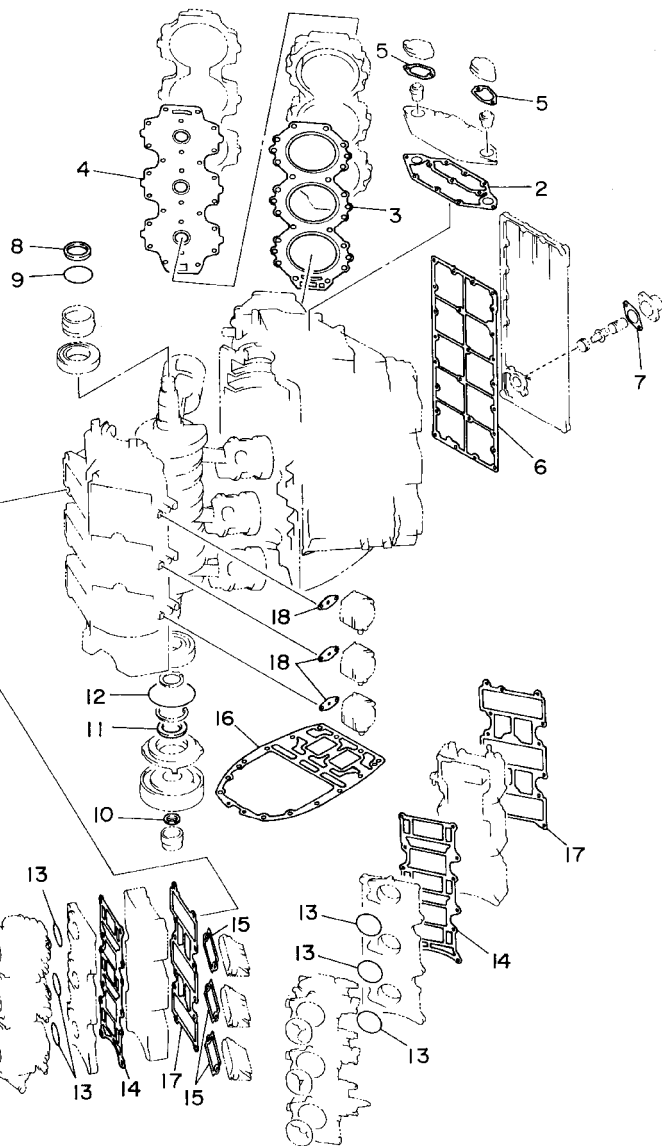
TABLEAU DE CONTACTEUR



64D1100-2330

REF. NO.	PART NO. NO. PIECES	DESCRIPTION DESCRIPTION	250A	L250		REMARKS REMARQUES
1	6K1-82570-07	PANEL SWITCH ASSY PLATINE D'INTERUPEUR CPLT		1		AP
2	6K1-82571-01	.PANEL, SWITCH .TABLEAU, CONTACTEUR		1		
3	6K1-82510-06	.MAIN SWITCH ASSY .CONTACTEUR A CLEF COMPLET		2		
4	703-82577-00	..CAP, KEY ..CABOCHON		1		
5	6K1-82575-00	.ENGINE STOP SWITCH ASSY .COUPE CIRCUIT CPLT		1		
6	682-82556-00	..STOPPER ..PLAQUETTE		1		
7	6K1-83614-01	.BRACKET .SUPPORT		1		
8	98980-05010	.SCREW, BIND .VIS		2		
9	92990-05100	.WASHER, SPRING .RONDELLE, GROWER		2		
10	95380-05600	.NUT .ECROU		2		
11	688-83383-11	.BUZZER .RONFLEUR		2		
12	6K1-85830-01	.CONTROL UNIT ASSY .BLOC DE CONTROLE		1		
13	98980-06020	.SCREW, BIND .VIS		2		
14	95380-06600	.NUT, HEXAGON .ECROU		2		
15	92990-06100	.WASHER, SPRING .RONDELLE, GROWER		2		
16	92990-06600	.WASHER, PLATE .RONDELLE, PLATE		2		
17	6K1-81980-00	.DIODE ASSY .REDRESSEUR 2		2		
18	6K1-8258A-40	EXTENSION, WIRE HARNESS EXTENSION, FAISCEAU DE FILS		1		AP
19	61B-8258A-01	EXTENSION, WIRE HARNESS EXTENSION, FAISCEAU DE FILS		1		AP
20	90149-05M05	SCREW VIS		4		AP
21	95380-05600	NUT ECROU		4		AP
22	92990-05600	WASHER, PLATE RONDELLE, PLATE		4		AP
23	92990-05100	WASHER, SPRING RONDELLE, GROWER		4		AP

POWER HEAD  
GASKET KIT



61A0010-4250

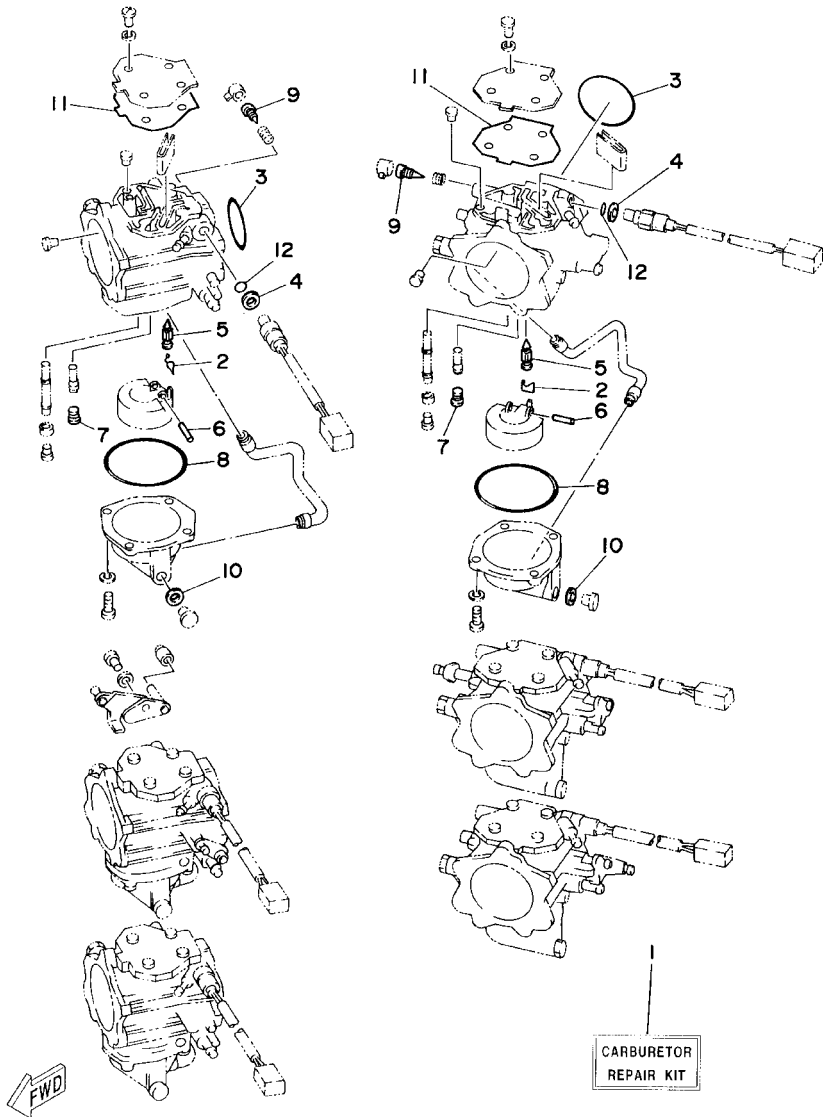
FIG. 35 REPAIR KIT 1

KITS DE REPARATION 1

REF. NO.	PART NO. NO. PIECES	DESCRIPTION DESCRIPTION	250A	L250		REMARKS REMARQUES
1	61A-W0001-A3	POWER HEAD GASKET KIT POCHETTE DE JINTS TETE MOTRICE	1	1		
2	61A-11381-A0	.GASKET 1 .JOINT 1	1	1		
3	69L-11181-00	.GASKET, CYLINDER HEAD 1 .JOINT, DE CULASSE 1	2	2		
4	61A-11193-A1	.GASKET, HEAD COVER 1 .JOINT, COUVERCLE DE CULASSE 1	2	2		
5	61A-12414-A0	.GASKET, COVER .JOINT, COUVERCLE	2	2		
6	61A-41112-A0	.GASKET, EXHAUST INNER COVER .JOINT, PLAQUE D'ECHAPPEMENT	1	1		
7	6G5-11382-A1	.GASKET 2 .JOINT 2	1	1		
8	93102-40M38	.OIL SEAL .JOINT SPY	1	1		
9	93210-54M54	.O-RING .JOINT TORIQUE	1	1		
10	93104-22M07	.OIL SEAL .JOINT SPY	1	1		
11	93102-40M36	.OIL SEAL .JOINT SPY	1	1		
12	93210-81MA6	.O-RING .JOINT TORIQUE	1	1		
13	93210-50MA8	.O-RING .JOINT TORIQUE	6	6		
14	61A-13645-00	.GASKET, MANIFOLD 1 .JOINT, TUBULURE 1	2	2		
15	61A-13621-A0	.GASKET, VALVE SEAT .JOINT, SIEGE DE CLAPET	6	6		
16	61A-45113-A0	.GASKET, UPPER CASING .JOINT, TUBE D'ARBRE	1	1		
17	61A-13646-00	.GASKET, MANIFOLD 2 .JOINT, TUBULURE 2	2	2		
18	650-24431-A0	.GASKET, FUEL PUMP 1 .JOINT 1 DE POMPE A ESSENCE	3	3		

FIG. 36 REPAIR KIT 2

KITS DE REPARATION 2



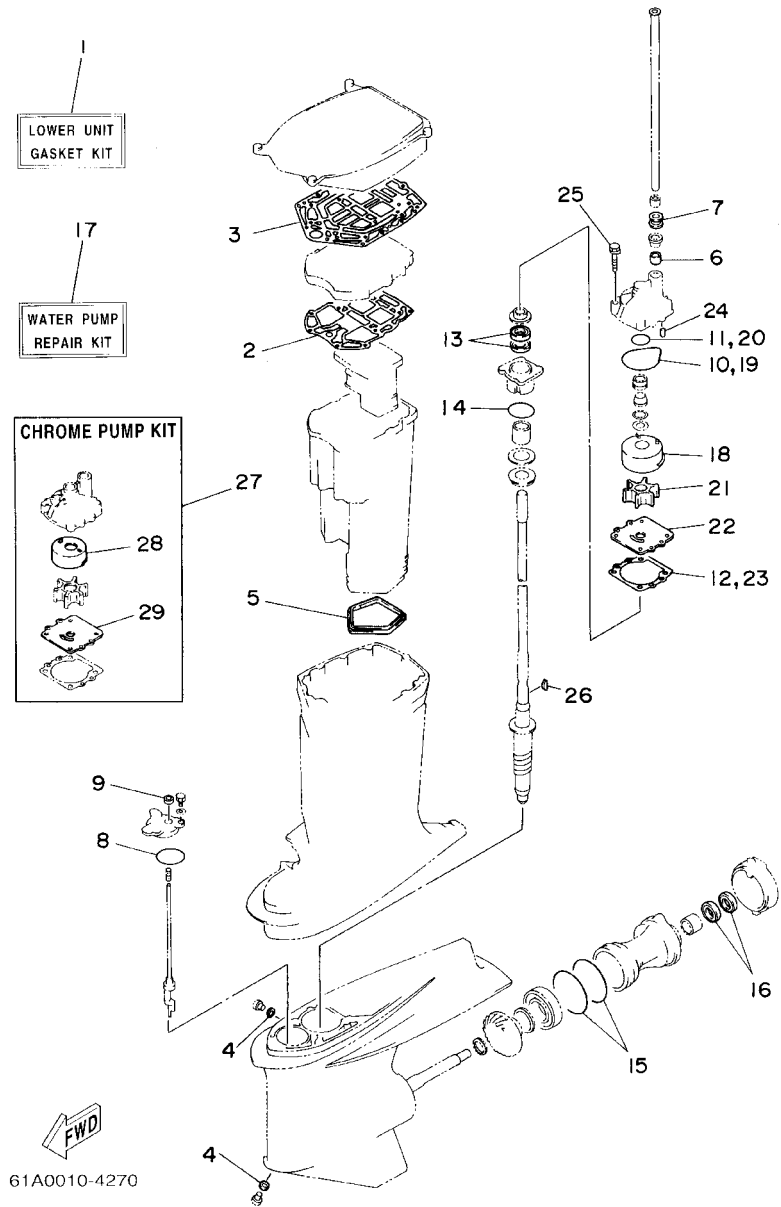
REF. NO.	PART NO. NO. PIECES	DESCRIPTION DESCRIPTION	250A	L250		REMARKS REMARQUES
1	61A-W0093-01	CARBURETOR REPAIR KIT KIT DE REPARATION CARBURATEUR	1	1		
2	6E5-14159-00	.CLIP .JONC	1	1		
3	93210-50MA8	.O-RING .JOINT TORIQUE	1	1		
4	61A-14198-00	.GASKET .JOINT	1	1		
5	6E5-14546-00	.VALVE, NEEDLE .POINTEAU	1	1		
6	61A-14386-00	.PIN, FLOAT .AXE, FLOTTEUR	1	1		
7	61A-14394-00	.VALVE, DRAIN .SOUPAPE, VIDANGE	1	1		
8	61A-14384-00	.GASKET, FLOAT CHAMBER .JOINT, CUVE DE FLOTTEUR	1	1		
9	6E5-14323-03	.SCREW, AIR ADJUSTING .VIS DE DOSEUR D'AIR	1	1		
10	61A-14995-00	.GASKET .JOINT	1	1		
11	61A-14959-00	.GASKET .JOINT	1	1		
12	61A-14561-00	.O-RING .JOINT TORIQUE	1	1		

61A0010-4260



FIG. 37 REPAIR KIT 3

KITS DE PEPARATION 3



61A0010-4270

REF. NO.	PART NO. NO. PIECES	DESCRIPTION DESCRIPTION	250A	L250	REMARKS REMARQUES
1	61A-W0001-C1	LOWER UNIT GASKET KIT POCHETTE DE JOINTS EMBASE	1	1	
2	61A-41134-A0	.GASKET, EXHAUST MANIFOLD JOINT, PIPE D'ECHAPPEMENT	1	1	
3	61A-45114-A0	.GASKET, UPPER CASING JOINT, TUBE D'ARBRE	1	1	
4	90430-08020	.GASKET JOINT	2	2	
5	61A-45123-01	.GASKET, MUFFLER JOINT, POT DE DETENTE	1	1	
6	6E5-44365-00	.DAMPER, WATER SEAL JOINT, TUBE D'EAU	1	1	
7	6E5-44366-00	.DAMPER, WATER SEAL JOINT, TUBE D'EAU	1	1	
8	93210-64488	.O-RING JOINT TORIQUE	1	1	
9	93106-09014	.OIL SEAL JOINT SPY	1	1	
10	93210-86M38	.O-RING JOINT TORIQUE	1	1	
11	93210-37160	.O-RING JOINT TORIQUE	1	1	
12	6E5-44315-A0	.GASKET, WATER PUMP JOINT, POMPE A EAU	1	1	
13	93101-28M16	.OIL SEAL JOINT SPY	2	2	
14	93210-55M14	.O-RING JOINT TORIQUE	1	1	
15	93211-04384	.O-RING JOINT TORIQUE	2	2	
16	93101-30M17	.OIL SEAL JOINT SPY	2	2	
17	61A-W0078-A3	WATER PUMP REPAIR KIT KIT DE REPARATION DE LA POMPE	1	1	
18	61A-44322-02	.INSERT, CARTRIDGE .CUVETTE	1	1	
19	93210-86M38	.O-RING JOINT TORIQUE	1	1	
20	93210-37160	.O-RING JOINT TORIQUE	1	1	
21	6E5-44352-01	.IMPELLER .TURBINE	1	1	
22	6G5-44323-00	.OUTER PLATE, CARTRIDGE .PLAQUE EXTERIEURE	1	1	
23	6E5-44315-A0	.GASKET, WATER PUMP JOINT, POMPE A EAU	1	1	
24	93606-12019	.PIN, DOWEL .GOUPILLE	2	2	
25	90119-08M14	.BOLT, WITH WASHER .BOULON, AVEC RONDELLE	4	4	
26	90280-04M05	.KEY, WOODRUFF .CLAVETTE, DEMI-LUNE	1	1	
27	61A-W0078-2A	CHROME PUMP KIT KIT DE POMPE A EAU CHROMEE	1	1	



**NUMERICAL INDEX  
INDEX NUMERIQUE**

<b>PART NO. NO. PIECES</b>	<b>REF. NO.</b>	<b>PART NO. NO. PIECES</b>	<b>REF. NO.</b>	<b>PART NO. NO. PIECES</b>	<b>REF. NO.</b>	<b>PART NO. NO. PIECES</b>	<b>REF. NO.</b>	<b>PART NO. NO. PIECES</b>	<b>REF. NO.</b>	<b>PART NO. NO. PIECES</b>	<b>REF. NO.</b>
61A-W0001-A3	35 - 1	69L-11635-00	3 - 20	61A-14301-06	6 - 2	61A-14995-00	36 - 10	6R5-24408-00	9 - 10	61A-41242-00	5 - 27
61A-W0001-C1	37 - 1	69L-11636-00	3 - 20	61A-14302-06	6 - 4	61A-15100-06-1S	2 - 2	6E5-24410-03	9 - 51	61A-41280-00	5 - 28
65J-W0004-01	5 - 2	69L-11642-00-85	3 - 22	61A-14303-06	6 - 6	61A-15315-00	19 - 58	6E5-24411-00	9 - 56	61A-41632-00-1S	19 - 6
61A-W0070-30	1 - 22	69L-11645-00	3 - 22	6E5-14321-00	6 - 27	61A-15359-00-94	3 - 14	6E5-24412-10	9 - 63	61A-41663-00-1S	5 - 26
61A-W0078-A3	37 - 17	69L-11646-00	3 - 22	6E5-14323-03	6 - 25	6A0-15789-00	21 - 25	6E5-24413-00	9 - 53	69J-42510-00-8D	21 - 5
61A-W0078-2A	37 - 27	61A-11650-00	3 - 26		36 - 9	61A-21708-20	8 - 19	6A0-24421-01	9 - 60	624-42542-00	8 - 9
61A-W0090-20-1S	2 - 1	6E5-12411-30	2 - 27	6A0-14325-00	9 - 61	6E5-21733-20	8 - 20	6E5-24423-00	9 - 58		10 - 3
61A-W0093-01	36 - 1	61A-12413-00-1S	2 - 28	6J8-14334-00	6 - 28	6E5-21734-01-33	8 - 35	648-24424-00	9 - 57		15 - 2
656-W2810-02	8 - 45	61A-12413-10-1S	2 - 29	61A-14381-01	6 - 11	6E5-21744-00	9 - 40	650-24431-A0	9 - 64	61A-42610-50-NA	1 - 1
62J-11111-01-1S	4 - 1	61A-12414-A0	2 - 30	61A-14381-11	6 - 8	6E5-21746-00	8 - 37		35 - 18	61A-42613-01-4D	1 - 12
6E5-11119-01	2 - 21		35 - 5	61A-14383-01	6 - 9	61A-21750-00	8 - 1	6E5-24434-02	9 - 59	61A-42615-01	1 - 11
69L-11181-00	4 - 2	6G5-12416-00	4 - 19		6 - 41	6E5-21770-03	8 - 21	6E5-24435-00	9 - 55	61A-42619-02	1 - 9
	35 - 3	61A-12576-00	4 - 25	61A-14383-10	6 - 12	6E5-21798-01-33	8 - 36	6E5-24444-00	9 - 52	61A-42626-00	1 - 15
61A-11191-00-1S	4 - 5	6G5-12581-00	2 - 15	61A-14384-00	6 - 7	646-24251-02	8 - 24	61A-24469-00	9 - 19	61A-42627-02	1 - 10
61A-11193-A1	4 - 6	61A-13117-00	7 - 22		36 - 8	6YK-24307-42	11 - 1	61A-42636-00	10 - 35	61A-42636-00	1 - 16
	35 - 4	6E5-13132-00	5 - 42	61A-14385-00	6 - 13	61A-24311-00	9 - 11	6E5-24471-00	9 - 54	6R3-42647-00	1 - 2
6J8-11325-00	4 - 8	6R3-13183-10	7 - 15	61A-14386-00	6 - 16		9 - 27	61A-24491-00-94	10 - 1	6R3-42662-00	1 - 5
61A-11325-00	2 - 16	62J-13200-00	7 - 1		36 - 6		9 - 35	61A-24500-00	9 - 38	61A-42681-30	1 - 23
6H3-11327-00-1S	2 - 18	61A-13411-00	8 - 5	61A-14394-00	6 - 18	61A-24312-00	4 - 17	61A-24521-00	9 - 14	61A-42682-30	1 - 24
	4 - 10	6E5-13414-00	8 - 6		36 - 7	61A-24313-00	9 - 5	65L-24531-01	9 - 15	61A-42683-A0	1 - 21
6H3-11328-00	2 - 17	61A-13416-00	7 - 7	61A-1441K-01	5 - 39	61A-24314-00	15 - 29	65L-24558-00	9 - 20	61A-42686-B0	1 - 19
	4 - 9	6E5-13437-62	8 - 44	61A-14440-03	5 - 37	6A4-24315-00	10 - 11	61A-24560-04	9 - 13	61A-42687-30	1 - 20
61A-11371-00-1S	2 - 23	6E5-13448-00	8 - 2	61A-14440-10	5 - 38		10 - 26	61A-24563-00	9 - 18	61A-42711-05-8D	18 - 1
6E5-11372-01	2 - 3	6R3-13471-00	7 - 2	624-14485-00	2 - 4	6E5-24315-00	9 - 33	61A-24564-00	9 - 16	61A-42716-00	18 - 39
	2 - 7	6L2-13475-00	7 - 3		5 - 17		9 - 49	61A-24566-00	9 - 23	61A-42717-00	18 - 40
	5 - 7	61A-13552-00	5 - 16	61A-14488-00	12 - 19	6G5-24315-00	9 - 48	61A-24577-01	9 - 17	61A-42724-00	19 - 59
	5 - 11	65L-13610-01	5 - 1	61A-14527-00	6 - 23	61A-24315-00	10 - 33	6A1-28176-00	18 - 56	61A-42725-31	18 - 24
6G5-11372-00-1S	4 - 23	61A-13621-A0	5 - 3	6E5-14546-00	6 - 14	61A-24316-00	10 - 23	61A-28199-7B-A0	8 - 46	6H4-42726-00	18 - 38
61A-11381-A0	2 - 25		35 - 15		36 - 5	6G5-24317-01	9 - 30	61A-28199-7B-B0	8 - 46	688-42726-10	18 - 37
	35 - 2	61A-13624-20-1S	5 - 6	61A-14561-00	6 - 35		9 - 67	61A-28199-8B-A0	8 - 47	61A-42727-00	18 - 41
6G5-11382-A1	4 - 22	61A-13624-30-1S	5 - 10		36 - 12	6E5-24319-01	8 - 25	61A-28199-8B-B0	8 - 47	61A-42738-02-5B	18 - 26
	35 - 7	61A-13641-00-1S	5 - 15	6K7-14573-00	16 - 13	6E5-24321-01	8 - 29	61A-41112-A0	4 - 15	64D-42738-10-5B	18 - 27
61A-11411-00	3 - 1	61A-13645-00	5 - 18	6J8-14578-00	6 - 31	6E5-24322-00	8 - 22		35 - 6	61A-42741-01-8D	18 - 42
61A-11447-00	3 - 2		35 - 14	6J8-14592-01	6 - 29	6E5-24323-00	8 - 15	61A-41113-00-1S	4 - 13	68F-42753-00	18 - 53
663-11518-01	2 - 8	61A-13646-00	5 - 14	61A-14711-22-5B	23 - 31	6G5-24377-00	9 - 29	61A-41131-00-5B	23 - 24	6E5-42761-00-1S	2 - 32
61A-11536-00	3 - 8		35 - 17	6E5-14737-00	23 - 32	6R3-24377-00	9 - 3	61A-41132-01-5B	23 - 27	61A-42771-01-8D	18 - 43
61A-11537-00	7 - 20	61A-13910-01	10 - 5	61A-1492A-01	6 - 22		9 - 7	61A-41134-A0	23 - 28	6G5-42791-10	18 - 55
61A-11555-01	3 - 12	61A-14100-06	6 - 1	61A-1492E-5C	6 - 44	61A-24377-00	9 - 71		37 - 2	61A-42791-S0	23 - 2
61A-11586-01	3 - 11	61A-14101-06	6 - 3	61A-1492E-5H	6 - 39	6E5-24378-00	9 - 32	61A-41137-04-94	23 - 18	61A-42792-S0	23 - 3
64D-11603-01	3 - 21	61A-14102-06	6 - 5	62J-1492E-80	6 - 19		9 - 74	6G5-41211-01	19 - 15	6R3-42811-01	18 - 9
	3 - 23	61A-14118-00	6 - 37	62J-1492E-81	6 - 19	650-24378-00	4 - 14	61A-41211-01	5 - 33	6R3-42811-10	18 - 13
64D-11604-01	3 - 21	6E5-14159-00	6 - 15	61A-1492F-50	6 - 17		5 - 8	61A-41213-00	19 - 18	6R3-42813-00	18 - 16
	3 - 23		36 - 2	61A-1492G-52	6 - 20		5 - 12	61A-41217-01	5 - 25	6R3-42814-00	1 - 6
64D-11605-01	3 - 21	61A-14163-00	6 - 36	61A-1492H-14	6 - 21	688-24378-00	9 - 44	6H1-41237-00	7 - 26	61A-42815-01-8D	18 - 3
	3 - 23	61A-14198-00	6 - 38	61A-14959-00	6 - 24		10 - 20	6H4-41237-00	5 - 36	6R3-42816-00	18 - 10
69L-11631-00-85	3 - 20		36 - 4		36 - 11	6E5-24379-00	8 - 12		19 - 17	6R3-42824-00	18 - 8
61A-11633-02	3 - 24	6E5-14223-00	6 - 26	61A-14995-00	6 - 10		8 - 16	6J8-41237-00	5 - 34	6N7-42828-00	18 - 19
61A-11634-00	3 - 25	61A-14298-00	6 - 40		6 - 42		8 - 30	61A-41237-00	7 - 24	6R3-42828-00	18 - 20

NUMERICAL INDEX  
INDEX NUMERIQUE

PART NO. NO. PIECES	REF. NO.	PART NO. NO. PIECES	REF. NO.	PART NO. NO. PIECES	REF. NO.	PART NO. NO. PIECES	REF. NO.	PART NO. NO. PIECES	REF. NO.	PART NO. NO. PIECES	REF. NO.
6R3-42850-10	18 - 11	6T4-43844-00	22 - 48	61A-44138-00	19 - 60	61A-45114-A0	23 - 17	61B-45560-01	26 - 49	61A-45587-00-40	24 - 37
61A-42850-01	18 - 12	61A-43845-00	22 - 34	60V-44150-00	24 - 15		37 - 3	61A-45567-00-10	24 - 5		26 - 39
61A-42850-20	18 - 14	61A-43847-00	22 - 37	60W-44150-00	26 - 17	663-45119-00	20 - 18		26 - 7	61A-45587-00-50	24 - 37
61A-43111-23-8D	20 - 1	61A-43848-00	22 - 32	61A-44176-00-1S	19 - 25		20 - 29	61A-45567-00-12	24 - 5		26 - 39
61A-43112-23-8D	20 - 14	6T4-43849-00	22 - 41	61A-44311-01	24 - 18	61A-45123-01	23 - 34		26 - 7	61B-45611-01	26 - 50
6E5-43126-02	20 - 41	61A-4385H-00	22 - 42		26 - 20		37 - 5	61A-45567-00-15	24 - 5	61B-45611-20	26 - 52
6R3-43131-00	20 - 19	6T4-43851-00	22 - 24	6E5-44312-00	24 - 23	61A-45155-00	23 - 4		26 - 7	69J-45611-00	24 - 48
61A-43132-00	20 - 12	61A-43854-00	22 - 33		26 - 25	61A-45214-10	25 - 10	61A-45567-00-18	24 - 5	61A-45631-03	24 - 52
61A-43133-00	20 - 15	6T4-43855-00	22 - 50	6E5-44315-A0	24 - 31		27 - 10		26 - 7		26 - 56
6G5-43144-00	20 - 31	6H1-43856-10	22 - 47		26 - 33	61A-45215-10	25 - 11	61A-45567-00-30	24 - 5	61A-45632-00	24 - 51
6E5-43145-01	28 - 8	6T4-4386J-00	22 - 77		37 - 12		27 - 11		26 - 7		26 - 55
6G5-43148-00	20 - 36	61A-4386K-00	22 - 85	6R3-44322-42	37 - 28	6G5-45251-02	20 - 2	61A-45567-00-40	24 - 5	61A-45633-00	24 - 53
61A-43181-01	20 - 33	6H1-43861-00	22 - 7	61A-44322-02	24 - 19	61A-45300-24-8D	24 - 1		26 - 7		26 - 57
6G5-43185-02	20 - 34	61A-43861-00	22 - 4		26 - 21	61B-45300-24-8D	26 - 1	61A-45567-00-50	24 - 5	61A-45634-01	24 - 50
61A-43311-21-8D	20 - 27		22 - 10		37 - 18	61A-45301-10-8D	24 - 2		26 - 7		26 - 54
61A-43376-00	21 - 3		22 - 65	6G5-44323-00	24 - 30		26 - 2	61B-45570-03	26 - 66	61A-45635-00	24 - 55
61A-43800-25-4D	22 - 1	61A-43864-00	22 - 68		26 - 32	6E5-45318-00	23 - 15	61A-45571-00	24 - 62		26 - 59
6T4-43802-03	22 - 54	6H1-43866-00	22 - 55		37 - 22	61A-45321-01	24 - 11	61A-45577-00-10	24 - 64	61A-45641-02	24 - 49
61A-43804-01	22 - 87	6H1-43867-00	22 - 56	6G5-44323-40	37 - 29		26 - 13		26 - 68	61B-45641-01	26 - 53
61A-43805-01	22 - 88	6H1-43869-00	22 - 22	6E5-44352-01	24 - 24	61A-45331-00-94	24 - 34	61A-45577-00-12	24 - 64	6H1-45668-00	24 - 54
61A-43806-00	22 - 84	61A-43871-00	22 - 5		26 - 26		26 - 36		26 - 68		26 - 58
61A-43807-00	22 - 79	6H1-43872-00	22 - 8		37 - 21	61A-45332-02-94	24 - 60	61A-45577-00-15	24 - 64	6G5-45970-02-98	25 - 21
61A-43810-00	22 - 3	61A-43874-00	22 - 67	61A-44361-20	25 - 2	61B-45332-01-94	26 - 64		26 - 68	6K1-45970-01-98	27 - 21
61A-43813-01	22 - 12	6H1-43875-00	22 - 35		27 - 2	688-45341-10	24 - 8	61A-45577-00-18	24 - 64	6R1-45970-A0	27 - 21
6H1-43814-00	22 - 11	6T4-43875-00	22 - 61	6E5-44365-00	24 - 22		26 - 10		26 - 68	6R4-45970-A0	25 - 21
6H1-43816-00	22 - 53	61A-43875-00	22 - 31		25 - 3	6E5-45344-00	24 - 40	61A-45577-00-30	24 - 64	6G5-45972-02-98	25 - 21
6H1-43817-00	22 - 18	61A-43875-10	22 - 69		26 - 24		26 - 42		26 - 68	6K1-45972-01-98	27 - 21
61A-43818-00	22 - 16	6T4-43876-00	22 - 38		27 - 3	61A-45361-01-5B	24 - 70	61A-45577-00-40	24 - 64	6R1-45972-A0	27 - 21
61A-4382A-00	22 - 75	61A-43876-00	22 - 72	6E5-44366-00	25 - 1		26 - 79		26 - 68	6R4-45972-A0	25 - 21
61A-4382K-00	22 - 46	61A-43878-00	22 - 60		37 - 6	61A-45371-00	25 - 14	61A-45577-00-50	24 - 64	61A-45972-00-98	25 - 21
61A-43820-10	22 - 66	61A-43880-02	22 - 76		27 - 14		27 - 14		26 - 68	61B-45972-00-98	27 - 21
61A-43821-00	22 - 63	61A-43881-01	22 - 91		27 - 1	61A-45375-00	25 - 9	6K1-45578-01-10	26 - 70	66K-45972-B0	25 - 21
61A-43822-00	22 - 62	61A-43881-11	22 - 92	663-44366-00	24 - 6		27 - 9	6K1-45578-01-12	26 - 70	6G5-45974-03-98	25 - 21
61A-43828-00	22 - 21	61A-43884-01	22 - 81		26 - 8	61A-45376-00-94	24 - 10	6K1-45578-01-15	26 - 70	6K1-45974-02-98	27 - 21
6H1-43829-00	22 - 59	6T4-43885-00	22 - 80	6E5-44391-00	18 - 23		26 - 12	6K1-45578-01-18	26 - 70	6R1-45974-A0	27 - 21
61A-4383H-11	22 - 70	61A-43887-00	22 - 89	61A-44511-00-94	21 - 33	61A-45378-00	23 - 9	6K1-45578-01-30	26 - 70	6R4-45974-A0	25 - 21
6T4-43830-00	22 - 45	61A-43889H-00	22 - 9	61A-44514-00-94	21 - 26	61B-45383-00	26 - 73	6K1-45578-01-40	26 - 70	61A-45974-00-98	25 - 21
6H1-43831-00	22 - 44	61A-43891-00	22 - 86	61A-44514-00-94	21 - 26	61B-45384-00	26 - 72	6K1-45578-01-50	26 - 70	61B-45974-00-98	27 - 21
61A-43833-01	22 - 15	6T4-43893-00	22 - 73	6G5-44526-00	20 - 3	61A-45501-20	24 - 43	61A-45587-00-10	24 - 37	6R1-45976-A0	27 - 21
61A-43835-01	22 - 14	6T4-43895-00	22 - 51	68F-44533-00	2 - 34		26 - 45		26 - 39	6R4-45976-A0	25 - 21
6H1-4384F-00	22 - 43	61A-44112-00	19 - 50	61A-44551-01-8D	21 - 10	61A-45527-00	24 - 27	61A-45587-00-12	24 - 37	6G5-45978-03-98	25 - 21
6T4-4384G-00	22 - 49	61A-44116-00	19 - 44	61A-44552-01-94	21 - 21		26 - 29		26 - 39	6K1-45978-02-98	27 - 21
61A-4384H-10	22 - 71	61A-44117-01-1S	19 - 22	61A-44553-00-8D	21 - 24	61A-45538-00	24 - 26	61A-45587-00-15	24 - 37	6R1-45978-A0	27 - 21
61A-4384J-00	22 - 28	682-44117-00	18 - 15	61A-44555-01-94	21 - 13		26 - 28		26 - 39	6R4-45978-A0	25 - 21
61A-4384K-00	22 - 27	61A-44118-00-8D	19 - 42	61A-44575-00	21 - 12	61B-45538-01	26 - 4	61A-45587-00-18	24 - 37	61A-45978-00-98	25 - 21
61A-4384L-00	22 - 23	61A-44120-22	19 - 48	61A-45111-22-8D	23 - 1	61A-45551-03	24 - 44		26 - 39	61B-45978-00-98	27 - 21
61A-43840-01	22 - 2	61A-44121-00	19 - 36	61A-45113-A0	23 - 20		26 - 46	61A-45587-00-30	24 - 37	6E5-45987-01	25 - 16
6T4-43841-00	22 - 57	6E5-44122-00	19 - 37		35 - 16	61A-45560-03	24 - 47		26 - 39		27 - 16

NUMERICAL INDEX  
INDEX NUMERIQUE

PART NO. NO. PIECES	REF. NO.	PART NO. NO. PIECES	REF. NO.	PART NO. NO. PIECES	REF. NO.	PART NO. NO. PIECES	REF. NO.	PART NO. NO. PIECES	REF. NO.	PART NO. NO. PIECES	REF. NO.
688-45997-01	25 - 17	EL8-48232-00	32 - 45	701-48287-00	31 - 42	6E5-81922-00	8 - 28	682-82556-00	31 - 48	6A1-83625-41	12 - 20
	27 - 17	703-48232-00	31 - 62	704-48287-00	32 - 22	61A-81941-00	15 - 14		34 - 6	6A1-83625-51	12 - 21
704-48119-20	32 - 78	EL8-48233-00	32 - 60	703-48291-10	31 - 39	61A-81942-00	15 - 31	61A-82560-00	16 - 6	61A-83672-02	21 - 1
EL8-48127-00	32 - 25	EL8-48234-00	32 - 55	703-48293-10	31 - 41	61A-81948-00	15 - 1	61A-82563-00	14 - 14	61A-83721-00	12 - 4
704-48128-00	32 - 71	703-48234-00	31 - 18	701-48320-70	30 - 3	61A-81949-00	15 - 12	703-82563-02	31 - 55	6Y5-83728-00	33 - 12
6A5-48129-10	32 - 12	703-48235-00	31 - 4	701-48320-80	30 - 3	61A-81949-10	15 - 11	704-82563-E0	32 - 69	65L-85110-10	12 - 2
704-48144-00	32 - 57			6E5-48344-00	19 - 8	61A-81950-00	15 - 7	704-82563-F0	32 - 73	663-85518-00	19 - 7
703-48152-00	31 - 57	703-48236-00	31 - 16			704-81950-00	32 - 66	704-82563-31	32 - 39	61A-85525-00	13 - 11
EL8-48153-10	32 - 63	703-48238-00	31 - 22	703-48345-01	31 - 19	61A-81952-00	15 - 15	6E3-8257H-00	18 - 57	61A-85527-00	13 - 17
703-48153-00	31 - 3					61A-81960-Q2	15 - 22	6K1-82570-07	34 - 1	62J-85540-02	13 - 7
704-48156-00	32 - 72	EL8-48241-00	32 - 28	701-48350-00	30 - 3	69J-81972-01-1S	15 - 24	6K1-82571-01	34 - 2	61A-85542-01-94	13 - 1
EL8-48158-00	32 - 31	704-48242-00	32 - 47	701-48350-10	30 - 3	69J-81975-A0	15 - 23	6K1-82575-00	34 - 5	61A-85548-00	13 - 10
EL8-48164-00	32 - 46	703-48243-00	31 - 15	703-48358-00	31 - 20	6K1-81980-00	34 - 17	688-82575-01	31 - 47	61A-85550-01	12 - 1
704-48166-00	32 - 64	EL8-48244-00	32 - 34			61A-82105-00	14 - 13	676-82577-00	31 - 45	61A-85570-00	14 - 1
704-48176-10	32 - 58	703-48244-00	31 - 21	61A-48531-00	19 - 1	6Y5-82117-00	33 - 17	703-82577-00	34 - 4	61A-85580-01	12 - 3
704-48178-00	32 - 76	EL8-48245-00	32 - 35	6E5-48538-00	19 - 2			6K1-8258A-40	34 - 18	6E5-85711-60	8 - 42
703-48189-00	31 - 17	703-48245-00	31 - 11	6E5-61301-01	29 - 1	61A-82117-00	15 - 35	61B-8258A-01	34 - 19	61A-85711-61	8 - 43
EL8-48191-00	32 - 18	701-48246-00	32 - 5	6E5-61303-00	29 - 5	6G5-82119-00	15 - 13	688-8258A-20	31 - 49	6E5-85720-04	8 - 33
703-48192-00	32 - 59	703-48246-00	31 - 23	6E5-61311-11	29 - 3	61A-82147-20	20 - 30	6E5-82587-00	14 - 15	6R3-85721-80	8 - 34
704-48192-00	32 - 49	701-48248-00	31 - 13	6E5-61313-00	29 - 2	6E5-82148-00	20 - 9	6E5-82588-00	18 - 49	61A-85730-01	8 - 4
704-48193-00	32 - 54			6E5-61315-00	29 - 4	6H1-82148-00	20 - 6	6E5-82588-01	19 - 33	6Y5-85752-01	33 - 24
703-48198-00	31 - 14	EL8-48251-00	32 - 3	6E5-61350-02	28 - 1	6E5-82149-00	21 - 16	6R3-8259E-00	8 - 11	61A-85780-00	16 - 1
703-48205-A4	30 - 1	703-48252-00	31 - 12	6E5-61351-01	28 - 2	61A-82150-00	15 - 19	61A-8259F-00	19 - 32	61A-85790-00	16 - 2
	31 - 1	EL8-48254-00	32 - 29	6E5-61355-00	28 - 5	1E6-82151-00	33 - 16	61A-82590-10	14 - 8	6K1-85830-01	34 - 12
704-48207-23	30 - 2	EL8-48259-00	32 - 7	6E5-81332-00	12 - 14	61A-82151-00	15 - 20	704-82590-10	32 - 67	61A-85885-00	16 - 10
	32 - 1	703-48261-01	31 - 2	61A-81337-01	12 - 17	663-82151-00	14 - 9	703-82591-00	31 - 53	61A-85886-00	16 - 14
703-48211-01	31 - 61	704-48261-00	32 - 17	69L-81800-00	17 - 1	61A-82153-00	15 - 21	703-82592-00	31 - 54	61A-85895-00	16 - 4
703-48212-00	31 - 58	704-48262-00	32 - 8	6K7-81801-10	17 - 7	61A-82154-01	15 - 33	6E5-82594-00	18 - 48	61A-86120-00	6 - 34
703-48213-00	31 - 59	702-48263-00	32 - 52	61A-81807-00	17 - 10	61A-82171-00	15 - 17	688-82594-00	18 - 52	6Y5-87122-S0	33 - 14
703-48215-00	31 - 43	703-48264-00	31 - 6	61A-81809-00	17 - 4	61A-82176-00	15 - 34	703-82594-00	31 - 25		33 - 22
704-48215-10	32 - 14	704-48264-00	32 - 9	6K7-81810-00	17 - 5	6A0-82317-00	8 - 8	704-82594-00	32 - 37	61A-87149-00	15 - 6
703-48218-00	31 - 64	703-48265-00	31 - 9	6E5-81813-10	17 - 8			688-83383-11	34 - 11	9E450-04433	33 - 2
703-48219-00	31 - 30	704-48265-00	32 - 4	6E5-8182A-10	17 - 16			703-83383-A0	31 - 51	9E450-04533	33 - 3
704-48219-00	32 - 56	704-48266-00	32 - 10	6E5-8182E-10	17 - 14	663-82317-01	12 - 18	6Y5-8350F-00	33 - 21	90101-09M70	29 - 9
703-48221-00	31 - 56	703-48268-00	31 - 5	6E5-8182F-10	17 - 15	6E3-82370-21	14 - 4	6Y5-8350T-02	33 - 1	90101-12M05	20 - 45
704-48221-00	32 - 77	EL8-48271-00	32 - 24	6K7-8182G-10	17 - 18	6K1-82510-06	34 - 3	6Y5-83500-S5	33 - 6	90105-06M55	5 - 24
703-48222-00	31 - 27	703-48271-00	31 - 60	6E5-8182K-10	17 - 17	703-82510-12	31 - 44	6Y5-83533-T2	33 - 10	90105-08M48	24 - 68
704-48222-00	32 - 36	EL8-48279-00	32 - 53	61A-81820-00	17 - 9	6G0-82519-00	13 - 20	6Y5-83553-F1	33 - 23		26 - 77
703-48223-00	31 - 28	EL8-48281-00	32 - 13	61A-81822-00-94	17 - 19	61A-82519-00	13 - 19	6Y5-83553-M0	33 - 15	90105-10M00	25 - 15
703-48225-00	31 - 29	703-48281-00	31 - 31	61A-81824-00	17 - 3	61A-8252U-00	16 - 7	6Y5-83553-00	33 - 15		27 - 15
704-48225-00	32 - 48	704-48281-00	32 - 15	6K7-81826-10	17 - 13	61A-82531-00	14 - 5	6Y5-83557-10	33 - 19	90105-10M62	2 - 13
703-48226-00	31 - 26	703-48282-00	31 - 32	61A-81830-00	17 - 12	703-82531-00	31 - 46	6Y5-83557-31	33 - 11	90109-06M40	7 - 6
703-48227-00	31 - 24	704-48282-00	32 - 62	61A-81840-00	17 - 6			6E5-83558-00	23 - 13	90109-06M50	18 - 7
704-48228-00	32 - 38	704-48283-00	32 - 19	61A-81850-01	17 - 2	703-82540-00	31 - 50	6Y5-83570-S5	33 - 7	90109-09001	3 - 27
704-48228-10	32 - 70	703-48284-00	31 - 52	61H-81857-00	17 - 11	704-82540-10	32 - 11	6K1-83614-01	34 - 7	90109-14M10	21 - 30
704-48229-00	32 - 40	704-48284-00	32 - 65	6E5-81900-01	8 - 27	703-82542-00	31 - 63	61A-83614-00	14 - 16	90109-14M48	21 - 17
704-48229-10	32 - 68	704-48285-00	32 - 74	61A-81919-00	15 - 37	68F-82553-80	33 - 18	6K1-83623-41	12 - 22	90119-06MA2	2 - 26
EL8-48231-00	32 - 27	704-48286-00	32 - 75	61A-81919-41	15 - 36	68F-82553-90	33 - 18	6K1-83623-50	12 - 23		2 - 33

**NUMERICAL INDEX  
INDEX NUMERIQUE**

<b>PART NO. NO. PIECES</b>	<b>REF. NO.</b>	<b>PART NO. NO. PIECES</b>	<b>REF. NO.</b>	<b>PART NO. NO. PIECES</b>	<b>REF. NO.</b>	<b>PART NO. NO. PIECES</b>	<b>REF. NO.</b>	<b>PART NO. NO. PIECES</b>	<b>REF. NO.</b>	<b>PART NO. NO. PIECES</b>	<b>REF. NO.</b>
90119-06MA2	4 - 24	90185-09M01	29 - 11	90340-08002	24 - 7	90445-10M31	10 - 13	90465-11M10	9 - 69	90560-12M01	28 - 4
90119-06MA3	4 - 16	90185-14M00	21 - 31		26 - 9	90445-10M34	9 - 42		9 - 70	91490-12012	7 - 27
90119-06MA5	2 - 31	90185-22M11	20 - 22	90340-14M00	2 - 9	90445-10M40	10 - 17		9 - 73	91490-20012	19 - 56
	4 - 7	90201-02M00	24 - 56	90383-16M01	2 - 6	90445-10M53	10 - 21		9 - 76	91490-40030	25 - 20
90119-06M10	24 - 14		26 - 60	90384-06M07	2 - 5	90445-10M92	10 - 38		9 - 78		27 - 20
	26 - 16	90201-05M03	16 - 21	90385-04M05	1 - 13	90445-11M26	8 - 31		9 - 80	91609-10014	22 - 64
90119-06M13	2 - 14	90201-06M30	18 - 6	90386-10M16	20 - 35	90445-12M04	8 - 13		9 - 81	91690-30012	19 - 3
90119-06M17	23 - 10	90201-06068	9 - 22	90386-12069	19 - 13	90445-13M02	9 - 75		10 - 12	91690-30016	16 - 15
90119-06M28	13 - 4	90201-08M54	18 - 34		19 - 27	90445-13M11	9 - 79		10 - 14	91690-30020	20 - 39
90119-06M65	8 - 10	90201-09M01	7 - 21	90386-13M88	18 - 4	90445-13M12	9 - 77		10 - 16	92780-06020	32 - 30
	10 - 4	90201-09M02	19 - 57	90386-18M14	20 - 43	90445-13M14	9 - 72		10 - 18	92901-04100	22 - 20
	15 - 4	90201-10M20	28 - 7		22 - 17	90445-13M17	9 - 2		10 - 19	92901-05100	22 - 26
90119-08MA3	2 - 22	90201-10M76	29 - 8	90386-18M63	20 - 42	90445-13M31	9 - 68		10 - 22	92903-06100	12 - 6
90119-08MA5	4 - 3	90201-12M05	20 - 47	90386-25M31	20 - 20	90450-10M07	11 - 2		10 - 24		19 - 52
90119-08M14	24 - 33	90201-13M01	20 - 46	90386-39M89	21 - 7	90464-07M05	7 - 5		10 - 25	92903-06600	2 - 20
	26 - 35	90201-15M58	21 - 18	90386-90M90	19 - 55		7 - 18		10 - 27		4 - 12
	37 - 25	90201-16M00	24 - 45	90387-05M00	16 - 16	90464-11M24	10 - 29		10 - 28		5 - 20
90119-08M22	18 - 36		26 - 47	90387-06M03	13 - 3	90464-13M34	8 - 18		10 - 31		5 - 22
90119-08M74	23 - 35	90201-16M01	21 - 27	90387-06M29	19 - 19		9 - 4		10 - 32		12 - 7
90119-08M76	17 - 20	90201-16M55	21 - 15	90387-08M09	19 - 28		10 - 10		10 - 34		13 - 6
90119-08M77	17 - 21	90201-22M01	24 - 28	90387-08M16	19 - 14	90464-20258	18 - 54		10 - 39		13 - 9
90119-08M78	23 - 8		26 - 30	90387-08M37	18 - 33	90465-05M87	14 - 11		10 - 40		13 - 16
90119-08M79	23 - 21	90201-25M02	12 - 13	90387-10M02	20 - 38	90465-06M86	2 - 24		16 - 9		14 - 3
90119-08M99	4 - 4	90201-26M03	3 - 29	90387-10M61	28 - 3		15 - 8		20 - 23		14 - 12
90119-10MA2	25 - 8	90201-26M59	20 - 21	90430-08020	24 - 9		17 - 26		23 - 14		15 - 10
	27 - 8	90201-28M01	21 - 29		26 - 11	90465-08M89	14 - 10		33 - 13		15 - 26
90149-05M05	34 - 20	90201-29M01	26 - 51		37 - 4	90465-11M10	6 - 43		33 - 20		15 - 28
90152-05003	25 - 12	90201-31M00	24 - 63	90430-14115	2 - 10		7 - 8	90465-13M11	8 - 3		19 - 53
	27 - 12	90201-40M00	21 - 6	90445-05M02	8 - 7		8 - 14		8 - 41	92990-04100	33 - 4
90157-05107	22 - 78	90202-05088	7 - 28	90445-07MF0	23 - 12		8 - 17	90465-13M18	4 - 26		33 - 8
90158-06002	33 - 25	90202-06007	19 - 41	90445-07M07	7 - 17		8 - 23	90465-13M30	18 - 25	92990-04600	1 - 17
90159-06M03	13 - 18	90202-08M20	19 - 38	90445-07M11	2 - 12		8 - 26	90467-08004	4 - 18	92990-05100	34 - 9
90159-06M16	5 - 45	90202-08M41	5 - 31	90445-07M20	5 - 9		8 - 32		15 - 30		34 - 23
90169-05M00	15 - 32	90202-28M46	21 - 28	90445-07M44	5 - 44		9 - 1	90468-07M02	7 - 19	92990-05300	32 - 41
90170-09M05	29 - 10	90202-32M19	21 - 14	90445-07M45	5 - 13		9 - 6	90468-18008	19 - 9	92990-05600	5 - 5
90170-14M06	29 - 6	90202-40M47	21 - 9	90445-07M72	7 - 10		9 - 8		19 - 39		6 - 30
90170-16M19	24 - 46	90206-10M04	19 - 20		7 - 13		9 - 9	90480-06M19	18 - 2		34 - 22
	26 - 48	90206-12M00	19 - 12	90445-07M77	7 - 9		9 - 12	90480-09M12	13 - 2	92990-06100	1 - 3
90170-24M22	12 - 12	90206-13M10	18 - 5		7 - 12		9 - 28	90480-10M23	16 - 17		5 - 30
90171-18M04	25 - 19	90206-14086	22 - 82	90445-07M87	7 - 16		9 - 31	90480-20M05	4 - 21		34 - 15
	27 - 19	90206-22M19	24 - 29	90445-07196	7 - 11		9 - 34	90480-22M81	18 - 32	92990-06300	32 - 51
90179-06M24	1 - 14		26 - 31		7 - 14		9 - 36	90501-10M77	24 - 58	92990-06600	8 - 39
90183-02M03	24 - 57	90209-06M05	5 - 46	90445-07254	5 - 41		9 - 37		26 - 62		34 - 16
	26 - 61	90249-06M19	20 - 37	90445-07258	5 - 43		9 - 41	90501-11M10	24 - 17	92990-08200	19 - 11
90183-05M02	23 - 33	90280-04M05	24 - 25	90445-10M14	10 - 15		9 - 43		26 - 19	92990-08600	31 - 34
90185-05002	25 - 13		26 - 27	90445-10M16	10 - 30		9 - 46	90501-16M11	4 - 20	92990-10600	16 - 3
	27 - 13		37 - 26	90445-10M17	9 - 39		9 - 47	90506-14M24	20 - 40	92990-18200	25 - 18
90185-09M01	28 - 6	90280-05015	12 - 11		9 - 45		9 - 50	90508-20M31	19 - 31		27 - 18

NUMERICAL INDEX  
INDEX NUMERIQUE

PART NO. NO. PIECES	REF. NO.	PART NO. NO. PIECES	REF. NO.	PART NO. NO. PIECES	REF. NO.	PART NO. NO. PIECES	REF. NO.	PART NO. NO. PIECES	REF. NO.	PART NO. NO. PIECES	REF. NO.
92995-04100	19 - 35	92995-10600	21 - 35	93210-64488	26 - 14	93606-12019	24 - 32	97013-06035	12 - 5	97380-05025	31 - 8
92995-05100	12 - 9		25 - 7		37 - 8		26 - 34	97013-06065	5 - 21	97380-06018	32 - 20
	16 - 19		27 - 7	93210-72789	22 - 90		37 - 24	97013-06070	5 - 19	97380-08030	31 - 33
92995-05600	12 - 10	92995-14600	21 - 20	93210-81MA6	3 - 17	93608-12M05	23 - 7	97013-08045	19 - 10	97595-06416	9 - 21
	16 - 12		21 - 32		35 - 12		23 - 19	97075-08035	18 - 35	97595-06420	22 - 13
	16 - 20	93101-28M16	24 - 35	93210-86M38	24 - 20		25 - 4	97080-06012	16 - 8	97595-06514	9 - 24
92995-06100	3 - 19		26 - 37		26 - 22		27 - 4	97080-06100	8 - 38	97780-40520	1 - 18
	13 - 13		37 - 13		37 - 10	93608-12063	2 - 11	97095-06010	18 - 21	97780-50612	15 - 16
	19 - 46	93101-30M17	24 - 66		37 - 19	93700-06M01	19 - 26		20 - 7		15 - 18
92995-06600	1 - 8		26 - 75	93211-04384	24 - 67	93700-06M03	5 - 32		20 - 32	97880-05016	5 - 4
	9 - 26		37 - 16		26 - 76		19 - 43		23 - 5	97885-04016	19 - 34
	9 - 66	93102-08414	22 - 94		37 - 15		20 - 17	97095-06012	1 - 7	97885-05010	16 - 11
	10 - 9	93102-40M36	3 - 15	93300-60820	22 - 83		20 - 28		13 - 21	97885-05012	16 - 5
	10 - 37		35 - 11		22 - 93	93700-09M00	24 - 69		14 - 6	97885-05025	16 - 18
	12 - 16	93102-40M38	3 - 4	93306-209U1	3 - 6		26 - 78		14 - 17	97885-05030	12 - 8
	13 - 14		35 - 8	93306-210U0	24 - 61	94702-00247	4 - 27		17 - 24	97885-06008	19 - 61
	13 - 22	93104-22M07	3 - 13	93306-308U0	3 - 9	95313-08600	19 - 54		18 - 30	97885-06010	12 - 15
	14 - 7		35 - 10	93310-326V4	3 - 28	95380-03600	9 - 62	97095-06014	10 - 8		20 - 13
	17 - 25	93106-09014	24 - 13	93310-840V8	3 - 30	95380-04600	33 - 5	97095-06016	9 - 25		20 - 16
	18 - 18		26 - 15	93310-959U0	3 - 7		33 - 9		13 - 12	97885-06012	20 - 10
	18 - 22		37 - 9	93311-83280	24 - 3	95380-05600	5 - 35		18 - 17	97885-06016	21 - 2
	18 - 29	93106-19N50	22 - 6		26 - 3		7 - 25		18 - 28	97890-05016	32 - 2
	18 - 31	93210-06001	22 - 40	93311-940V0	3 - 3		19 - 16		19 - 23	97890-05025	32 - 16
	18 - 45	93210-064A5	22 - 29	93315-430U8	26 - 67		31 - 7	97095-06020	3 - 18	97890-06018	32 - 50
	18 - 47	93210-07003	22 - 39	93315-440V6	26 - 71		32 - 23		18 - 46	97980-05108	6 - 33
	18 - 51	93210-09165	19 - 49	93315-660W3	26 - 5		34 - 10		18 - 50	97980-05116	6 - 32
	19 - 24		22 - 58	93317-330U2	24 - 36		34 - 21	97095-06025	19 - 21	98501-04030	22 - 19
	19 - 47		22 - 95		26 - 38	95380-06600	1 - 4		20 - 4	98501-05010	22 - 25
	20 - 5	93210-10M74	22 - 52	93317-330U5	24 - 65		5 - 29	97095-06030	18 - 44	98580-03015	31 - 38
	20 - 8	93210-16275	28 - 9		26 - 74		8 - 40		19 - 45	98580-04006	31 - 36
	20 - 11	93210-18MA9	7 - 23	93332-000W1	24 - 4		31 - 40	97095-06035	10 - 36		32 - 32
	23 - 6	93210-18397	22 - 36	93332-000W2	26 - 65		32 - 42	97095-06050	9 - 65	98580-04010	31 - 35
92995-08100	19 - 5	93210-19M82	7 - 4	93341-440U5	26 - 69		34 - 14	97095-08014	10 - 6	98580-05010	31 - 37
92995-08200	19 - 30	93210-35321	21 - 8	93341-670V0	26 - 6	95380-12600	20 - 48	97095-08016	17 - 22	98780-05018	32 - 33
92995-08600	10 - 7	93210-37160	24 - 21	93341-930U9	24 - 38	95380-14700	29 - 7	97095-08020	19 - 4	98980-05010	34 - 8
	17 - 23		26 - 23		26 - 40	95380-14800	21 - 19		24 - 71	98980-06020	34 - 13
	23 - 23		37 - 11	93410-18M02	20 - 44	95780-10300	21 - 4		26 - 80	99001-08600	24 - 16
	23 - 26		37 - 20	93410-37M04	21 - 11	97013-06012	19 - 51	97095-08025	24 - 41		26 - 18
	23 - 30	93210-50MA8	5 - 23	93410-40M03	3 - 10	97013-06014	13 - 15		26 - 43		
	24 - 42		35 - 13	93420-36M01	23 - 16		15 - 5	97095-08035	19 - 29		
	24 - 72		36 - 3	93420-61M07	3 - 16	97013-06016	2 - 19		23 - 22		
	26 - 44	93210-54M54	3 - 5	93430-06024	31 - 10		4 - 11		23 - 25		
	26 - 81		35 - 9		32 - 6		13 - 5	97095-08050	23 - 29		
92995-10100	20 - 25	93210-55M14	24 - 39	93501-04011	24 - 59	97013-06020	14 - 2	97095-10045	20 - 24		
	25 - 6		26 - 41		26 - 63	97013-06025	13 - 8		21 - 22		
	27 - 6		37 - 14	93501-08001	22 - 74		15 - 25		21 - 34		
92995-10600	20 - 26	93210-60ME8	5 - 40	93505-32038	22 - 30	97013-06030	15 - 9		25 - 5		
	21 - 23	93210-64488	24 - 12	93606-12019	23 - 11		15 - 27		27 - 5		

250AETO/L250AETO  
PARTS CATALOGUE  
©2002 by Yamaha Motor Co., Ltd.  
1st Edition, Jun. 2002  
All rights reserved.  
Any reprinting or unauthorized use  
without the written permission of  
Yamaha Motor Co., Ltd.  
is expressly prohibited.

250AETO/L250AETO  
CATALOGUE DE PIÈCES DÉTACHÉES  
©2002 Yamaha Motor Co., Ltd.  
1ère Edition, Juin. 2002  
Tous droits réservés.  
Toute réimpression ou utilisation  
sans la permission écrite de la  
Yamaha Motor Co., Ltd.  
est formellement interdite.