

Brookstone®

touch-up groomer



BB  
BB

## touch-up groomer

BETTER BY BROOKSTONE®

We believe that exacting standards are the core of our success. The Touch-Up Groomer has been thoroughly tested to be certain it meets our rigorous quality control criteria.

Keep a fresh, clean look between haircuts with our Touch-Up Groomer. Use the 1" main trimmer for the neckline, sideburns and beard, and the 1/2" pop-up trimmer for fine detail work around the ears and mustache. There's even a comb guide with five cutting lengths so you can decide how short (or long) you want to trim.

# CAUTION

- TO REDUCE THE RISK OF ELECTRIC SHOCK, DO NOT REMOVE COVER. THERE ARE NO SERVICEABLE PARTS INSIDE.
- TO REDUCE THE RISK OF FIRE OR ELECTRIC SHOCK, DO NOT EXPOSE THIS UNIT TO RAIN OR MOISTURE.



The lightning flash with arrow-head symbol within an equilateral triangle is intended to alert the user to the presence of uninsulated “dangerous voltage” within the unit’s enclosure that may be of sufficient magnitude to constitute a risk of electric shock.



The exclamation point within an equilateral triangle is intended to alert the user to the presence of important operating and maintenance (servicing) instructions in the literature accompanying the unit.

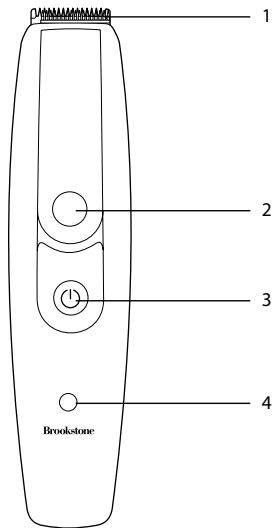
## WARNING

- Keep away from water. Do not use while bathing, in damp rooms or over a hand basin or vessel filled with water.
- Do not use if your hands are wet.
- Do not immerse the unit in water, hold under running water or allow it to become wet.
- Not for use by children or infirm persons.
- Unplug the unit when not in use.
- Use caution when trimming around sensitive areas.
- If the unit malfunctions, do not attempt to repair it.

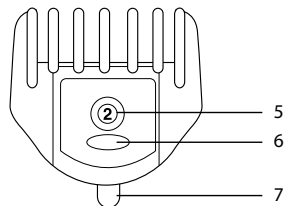
# RECHARGING PRECAUTIONS

- Do not continuously recharge the unit for periods longer than three days.
- Do not operate the unit while it is in the CHARGING STAND.
- Do not recharge or store near a radiator or another heat source, or expose to strong sunlight.
- Do not recharge in a damp or humid environment.
- Every few months, discharge then recharge the unit.
- Remove the power supply plug from the main outlet when recharging is completed.
- This power unit is intended to be correctly oriented in a vertical or floor mount position.

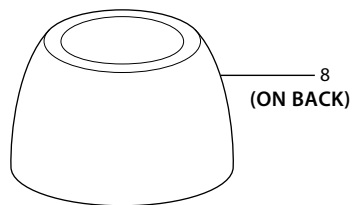




**MAIN UNIT**



**ADJUSTABLE COMB GUIDE**



**CHARGING STAND**



# LOCATION OF CONTROLS

## MAIN UNIT

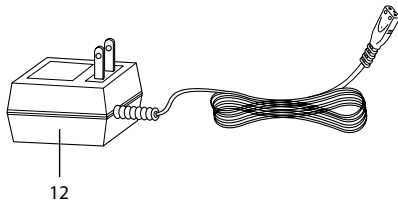
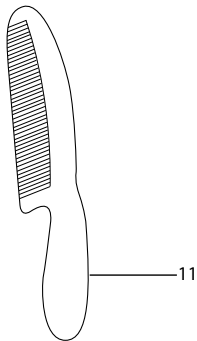

1. 1" MAIN TRIMMER
2. 1/2" POP-UP TRIMMER
3. ⏻ (Power)
4. CHARGING INDICATOR

## ADJUSTABLE COMB GUIDE

5. WINDOW
6. BUTTON
7. TAB

## CHARGING STAND

8. JACK



**ACCESSORIES**

- 9. CLEANING BRUSH
- 10. BLADE OIL
- 11. MUSTACHE COMB
- 12. AC ADAPTER

# GROOMER OPERATION

## CHARGING THE TRIMMER

The trimmer must be charged for 16 hours prior to initial use. Subsequent charges require eight hours.

1. Place the trimmer in the CHARGING STAND.
2. Insert one end of the AC ADAPTER into the JACK and the other end into an electrical outlet. The orange CHARGING INDICATOR illuminates.

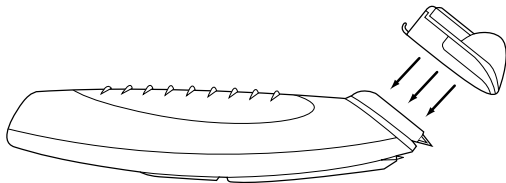
## USING THE TRIMMER

Slide  forward to turn the trimmer on. When finished trimming, slide  back to its original position to turn the trimmer off.

For neckline, sideburns and beards, use the 1" MAIN TRIMMER.

**Note:** To adjust the trim length, place the ADJUSTABLE COMB GUIDE over the 1" MAIN TRIMMER and snap into place. Refer to Figure 1. Select your desired cutting length (2mm, 4mm, 6mm, 8mm or 10mm) by pressing down on the BUTTON and sliding the ADJUSTABLE COMB GUIDE forward incrementally until your desired cutting length displays in the WINDOW. To remove the ADJUSTABLE COMB GUIDE, press up on the TAB.

For fine detail work around the ears and mustache, slide the 1/2" POP-UP TRIMMER forward.



**Figure 1**

## **CARE AND MAINTENANCE**

Use the CLEANING BRUSH to clean hair clippings from the blades.

To keep the blades running smoothly, apply 1-2 drops of BLADE OIL on them (as needed) using a smooth cloth.



**BETTER BY BROOKSTONE®** WE CREATE PRODUCTS TO MAKE LIFE BETTER. THROUGH INNOVATIVE DESIGN, BEST-IN-CLASS PRODUCT SELECTION AND AN UNYIELDING COMMITMENT TO EXCELLENCE, WE MAXIMIZE THE QUALITY OF OUR PRODUCTS—AND HELP YOU ENHANCE THE QUALITY OF YOUR LIFE.

Merrimack, New Hampshire 03054 • Customer Service 800-846-3000 • [www.brookstone.com](http://www.brookstone.com)