

◆ FUNCTION INSTRUCTION:

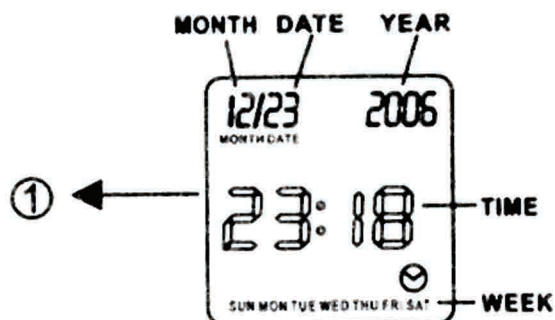
1. Rotate from four direction to achieve different function, they are:
 - a. TIME (time , year , month, date, week , perpetual calendar range from 2000-2099)
 - b. ALARM
 - c. TIMER (COUNT DOWN) maximal scope: 99 minute 59 second
 - d. TEMPERATURE
2. LED BACK LIGHT, (in two colors flashing).

◆ OPERATION:


Insert two 1.5V size AA batteries into the battery holder, then show normal mode, Time: 12:00, Year: 2006. Date: 1/1. Week: TUE

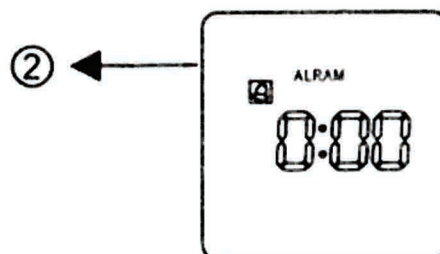
1. UNDER TIME MODE:

Rotate clock to the TIME direction, press SET into the setting mode, the number will flicker, press set to switch among hour, minute, month, date and year press UP to adjust value.



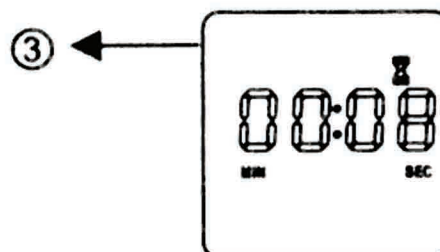
2. UNDER ALARM MODE:

Rotate clock to the ALARM direction. press SET into the setting mode, the number will flicker, press UP button to adjust. and SET to affirm. At the same time it will appear bell symbol  and start it automatic. Second press SET to Close Alarm. the Voice of Bi Bi, it will last 1 minute.



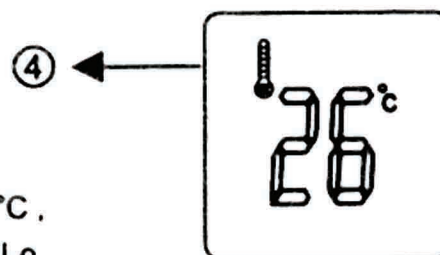
3. UNDER COUNTDOWN MODE:

Rotate clock to the TIMER direction. press SET into the minute and second mode, press UP to adjust time, press SET again to countdown. If rotate the product to another function during the process ,the countdown will be end. and if back to the TIMER, it will begin a new countdown as before setting. After countdown it will have 1 minute BiBi voice.



4. UNDER TEMPERATURE MODE:

Rotate clock to the TEM P direction. Showing the temperature of environment automatic. Press UP to shift C/F. the scope of temperature is from -20 °C to 50 °C , when the temperature below -19°C or 4F ,it will display Lo, when the temperature above 49 °C or 99 °F it will display HI.



5. WHEN ROTATE TO Any DIRECTION, THE LED BACKLIGHT WILL LAST 14 SECOND.

Two PCS AA battery are used, please change batteries if the screen is not clear.