

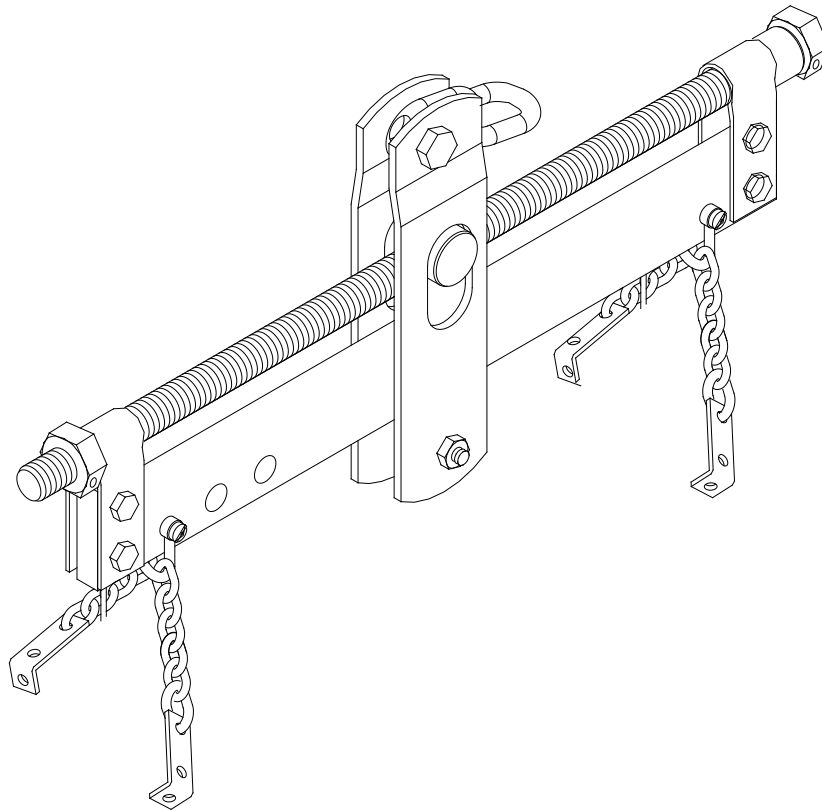


Engine Sling

Operating Instructions & Parts Manual

Model Number
Atd-7489

Capacity
1250 lb.



Atd Tools Inc.
160 Enterprise Drive, Wentzville MO 63385

Printed in China
ATD7489-M0 rev 03/06

Save these instructions. For your safety, *read, understand and follow* the information contained within. The owner and operator shall have an understanding of this equipment and safe operating procedures before attempting to use. Instructions and Safety information shall be conveyed in the operators native language before use of this equipment is authorized. Make certain that the operator thoroughly understands the inherent dangers associated with the use and misuse of the equipment. If any doubt exists as to the safe and proper use of this equipment, remove from service immediately. **Inspect before each use.** Do not use if there are broken, bent, cracked or otherwise damaged parts (including labels). Owners and operators of this equipment shall be aware that the use of this equipment may require special training and knowledge. It is recommended that an annual inspection be done by qualified personnel and that any missing or damaged decals, warning / safety labels or signs be replaced with factory authorized replacements only. Any engine sling that appears to be damaged in any way, is worn or operates abnormally shall be removed from service and destroyed immediately.

PRODUCT DESCRIPTION

Atd Tools Engine Sling is designed to use with standard engine crane to safely support load up to 1250lb. It assists the removal and installation of engine easily by routing four bolt-thru bracket to the engine. Heavy duty steel frame helps prevent distortion and twisting. Compliance with factory standards ensure safety, strength and stability.

SPECIFICATIONS

Model	Capacity	Chain Bracket Distance	Chain Length	Frame Size (L x W)	Net Weight
Atd-7489	1250 lb.	10" ~ 12 1/2"	12"	18" x 7 5/8"	12.2 lb.

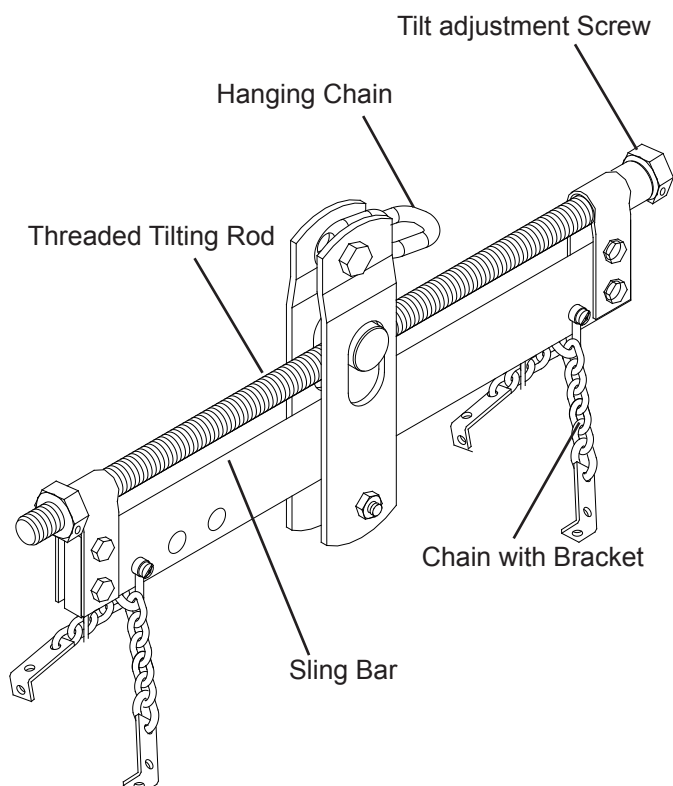


Figure 1 - Engine Sling Components

BEFORE USE

1. Verify that the equipment and the application are compatible.
2. Before using this equipment, read the operator's manual completely and familiarize yourself thoroughly with the equipment and the hazards associated with its improper use.
3. Inspect before each use. Do not use if bent, broken or cracked components are noted.
4. Ensure that all parts move freely.

WARNING

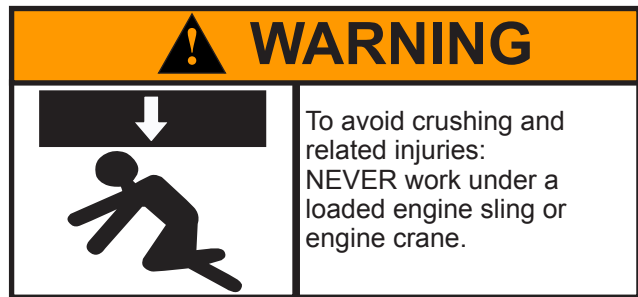
- Study, understand, and follow all instructions provided before attempting to use this equipment.
- Do not exceed rated capacity.
- Never work under a lifted load for any reason.
- Ensure that the engine is supported securely before repairing.
- Do not use this equipment for any purpose other than that for which it is intended.
- No alterations shall be made to this product.
- Failure to heed these markings may result in personal injury and/or property damage.

OPERATION

1. There are three positions available to adjust the chain bracket width to fit most engine. Adjust to your best fit and ensure that the threaded pin is tighten.
2. Secure engine to the chain brackets
3. Engage the Engine Sling hanging chain to the engine crane hook.
4. Ensure the load is centered.
5. Follow vehicle service manual recommendations to remove engine.
6. Study and follow engine crane's operator instructions manual to remove/install engine.
7. When ready to remove engine, lift the engine crane gradually. Balance the engine at proper angle by turning the tilt adjustment screw.
8. Lift the engine crane high enough to clear the vehicle.
9. Immediately upon removal and when clear of the vehicle, lower the load to lowest practical position.

Note: Avoid rolling the loaded engine crane. To help, position an engine stand if necessary, move only across smooth, level, seamless surfaces.

10. **Before** moving, ensure the load:
 - a. is lowered to lowest practical position and below center of gravity.
 - b. is prevented from swinging and inadvertent shifting.
11. Position a suitable engine stand near the removed engine, then immediately transfer the load to engine stand.
12. Check to ensure stand is secure before working on or around.



MAINTENANCE

Periodically inspect the Engine Sling. Ensure all parts move freely. To help prevent rust, wipe clean after each use. If rust appears, sand affected area and cover with suitable utility paint. Store the Engine Sling in a clean, dry area.

REPLACEMENT PARTS

Not all components of the Engine Sling are replacement items, but are illustrated as a convenient reference of parts location. When ordering parts, give part number and parts description. Call or write for current pricing: Atd Tools Inc. 160 Enterprise Drive, Wentzville, MO 63385. Tel:(636)327-9050 Fax:(636)327-9044

Replacement Parts List

Item	Part#	Description	Qty
1	T580-03000-000	Hanging Chain	1
2	T580-01000-000	Chain Group	2
3	T580-01001-000	Threaded Pin	2
4	ATD7489-L0	Label	1
5	ATD7489-M0	Manual	1

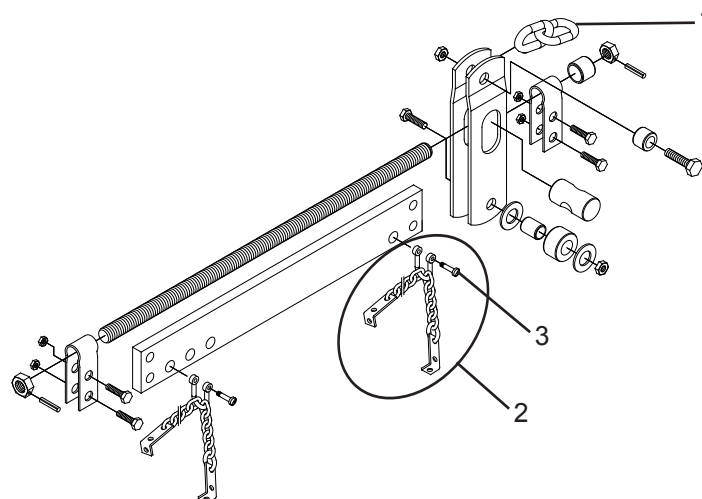


Figure 2 - Engine Sling Parts Illustration

ONE YEAR LIMITED WARRANTY

For a period of one (1) year from date of purchase, **ATD Tools Inc.** will repair or replace, at its option, without charge, any of its products which fails due to a defect in material or workmanship under normal usage. This limited warranty is a consumer's exclusive remedy.

Performance of any obligation under this warranty may be obtained by returning the warranted product, freight prepaid, to **ATD Tools Inc.** Warranty Service Department, 160 Enterprise Drive, Wentzville, MO 63385.

Except where such limitations and exclusions are specifically prohibited by applicable law, (1) THE CONSUMER'S SOLE AND EXCLUSIVE REMEDY SHALL BE THE REPAIR OR REPLACEMENT OF DEFECTIVE PRODUCTS AS DESCRIBED ABOVE. (2) **ATD Tools Inc.** SHALL NOT BE LIABLE FOR ANY CONSEQUENTIAL OR INCIDENTAL DAMAGE OR LOSS WHATSOEVER. (3) ANY IMPLIED WARRANTIES, INCLUDING WITHOUT LIMITATION THE IMPLIED WARRANTIES OF MERCHANTABILITY AND FITNESS FOR A PARTICULAR PURPOSE, SHALL BE LIMITED TO ONE YEAR, OTHERWISE THE REPAIR, REPLACEMENT OR REFUND AS PROVIDED UNDER THIS EXPRESS LIMITED WARRANTY IS THE EXCLUSIVE REMEDY OF THE CONSUMER, AND IS PROVIDED IN LIEU OF ALL OTHER WARRANTIES, EXPRESS OR IMPLIED. (4) ANY MODIFICATION, ALTERATION, ABUSE, UNAUTHORIZED SERVICE OR ORNAMENTAL DESIGN VOIDS THIS WARRANTY AND IS NOT COVERED BY THIS WARRANTY.

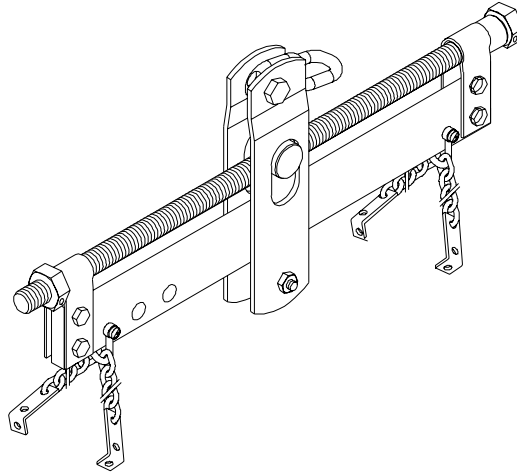
Some states do not allow limitations on how long an implied warranty lasts, so the above limitation may not apply to you. Some states do not allow the exclusion or limitation of incidental or consequential damages, so the above limitation or exclusion may not apply to you. This warranty gives you specific legal rights, and you may also have other rights which vary from state to state.



Atd Tools Inc.
160 Enterprise Drive,
Wentzville MO 63385
636-327-9050



PRODUCT SPECIFICATIONS



MODEL #:	ATD7489
DESCRIPTION:	ENGINE SLING
CAPACITY:	1250 LB.
CHAIN LENGTH:	12"
NET WEIGHT:	12.1 LB.

MEASUREMENT:

A: 18"
B: 14 1/2"
C: 7 5/8"
D: 1/2"
E: 12 1/2"
F: 10"

