

# Electrolux Ice Makers

## 65/80/90 KG

The range of the Electrolux ice makers/flakers is designed to meet every size of catering outlet, with a range of models producing from 21 - 200 kg of cubes per 24 hours or 90 - 500 kg of ice flakes per 24 hours. A spray system produces solid, crystal clear ice cubes and flakes that are slow to melt and do not immediately dilute the drink.



730525

### EASY TO INSTALL

- All units are supplied with flexible water supply and drain hoses.
- Plug as standard.
- Suitable for gravity drain only.

### EASY TO CLEAN

- AISI 304 stainless steel exterior.
- Food grade ABS interior.
- Stainless steel spray arms removable without the use of tools.

### EASY TO USE

- Fully automatic in operation.
- Operates over a wide range of temperatures.

### EASY TO MAINTAIN

- Access to main components from the front.
- Efficient air or water cooling system.
- In compliance with CE requirements.

### EASY ON THE ENVIRONMENT

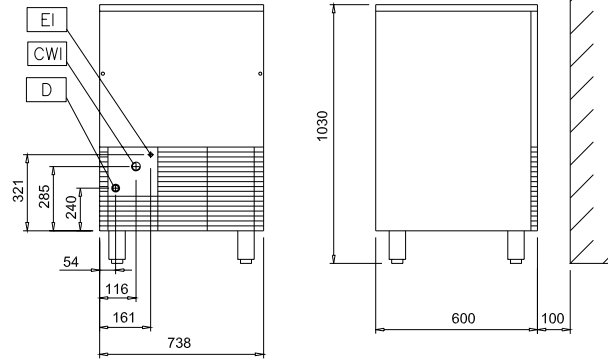
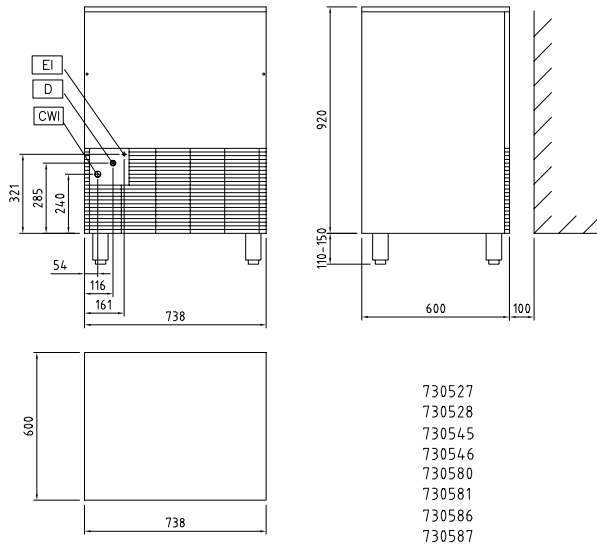
- Rated output is at an ambient air temperature of 21°C and water supply temperature of 15°C.



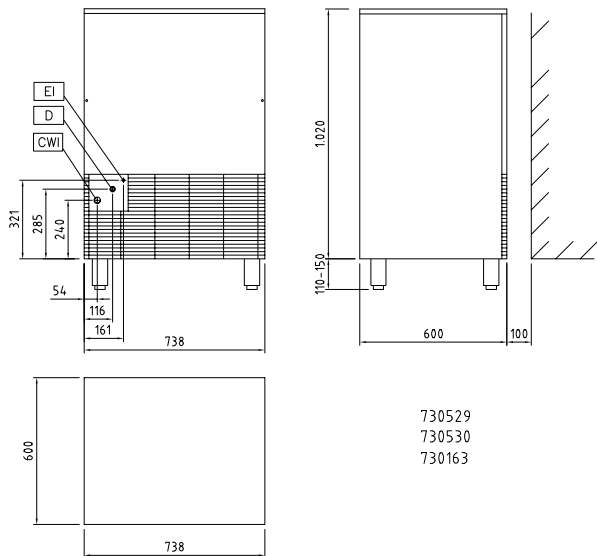
**Electrolux**

730527, 730162, 730528

730545, 730546



730529, 730163, 730530



Electrolux Ice Makers

65/80/90 KG

HEAD010

2009-10-06

	RIMC067SA 730527	RIMC067SW 730528	FGC65A42 730162	RIMC085SA 730545	RIMC085SW 730546	FGC90A 730529	FGC90W 730530	FGC90A42 730163
<b>LEGEND</b>								
CWI - Cold water inlet	3/4"	3/4"	3/4"	3/4"	3/4"	3/4"	3/4"	3/4"
D - Water drain	24mm	24mm	24mm	24mm	24mm	24mm	24mm	24mm
EI - Electrical connection	220-240 V, 1N, 50	220-240 V, 1N, 50	220-240 V, 1N, 50	220-240 V, 1N, 50	220-240 V, 1N, 50	220-240 V, 1N, 50	220-240 V, 1N, 50	220/240 V, 1N, 50
<b>TECHNICAL DATA</b>								
Air cooled	●		●	●		●		●
Water cooled		●			●		●	
Output - kg/day	65	65	65	80	80	90	90	90
Kind of cube	A - 18g	A - 18g	E - 42g	A - 18g	A - 18g	A - 18g	A - 18g	E - 42g
External dimensions - mm								
width	738	738	738	738	738	738	738	738
depth	600	600	600	600	600	600	600	600
height	920	920	920	920	920	1020	1020	1020
Refrigerant type	R404a	R404a	R404a;	R404a	R404a	R404a	R404a	R404a;
Power - kW								
installed-electric	0.65	0.65	0.65	0.8	0.8	0.85	0.85	0.85
Net weight - kg.	77	77	77	86	86	89	89	89
Power supply - V, phases, Hz	220-240 V, 1N, 50	220-240 V, 1N, 50	220-240 V, 1N, 50	220-240 V, 1N, 50	220-240 V, 1N, 50	220-240 V, 1N, 50	220-240 V, 1N, 50	220/240 V, 1N, 50

Internet: <http://www.electrolux.com/foodservice>

Subject to change without notice