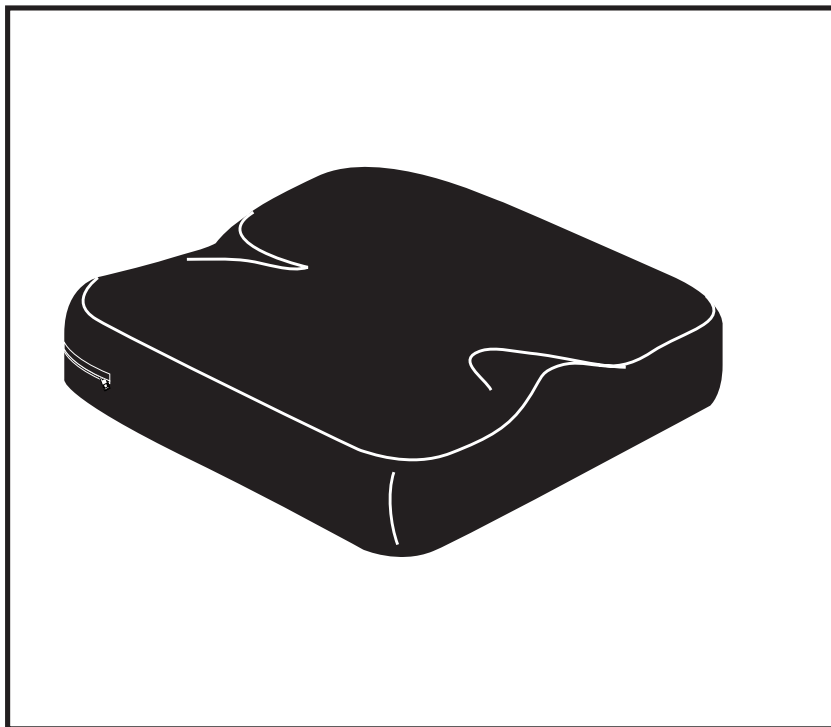


## INSTALLATION AND CARE INSTRUCTIONS

---

# Synergy Simplicity

ACN# 088 609 661



**QUANTUM<sup>®</sup>**  
**REHAB**

---

A Division of Pride Mobility Products<sup>®</sup> Corp.

## INFORMATION LABELING

The symbols below are used throughout this owner's manual and on the product to identify warnings and important information. It is very important for you to read them and understand them completely.



**WARNING!** Indicates a potentially hazardous condition/situation. Failure to follow designated procedures can cause either personal injury, component damage, or malfunction. On the product, this icon is represented as a black symbol on a yellow triangle with a black border.



**MANDATORY!** These actions should be performed as specified. Failure to perform mandatory actions can cause personal injury and/or equipment damage. On the product, this icon is represented as a white symbol on a blue dot with a white border.



**PROHIBITED!** These actions are prohibited. These actions should not be performed at any time or in any circumstances. Performing a prohibited action can cause personal injury and/or equipment damage. On the product, this icon is represented as a black symbol with a red circle and a red slash.

*NOTE: These instructions are compiled from the latest specifications and product information available at the time of publication. We reserve the right to make changes as they become necessary. Any changes to our products may cause slight variations between the illustrations and explanations in this manual and the product you have purchased. The latest/current version of this manual is available on our website.*



**Read and follow the information in the owner's manual.**



Copyright © 2008

Pride Mobility Products Corporation

INFMANU2872/Rev B/March 08

## TABLE OF CONTENTS

INTRODUCTION .....	4
THE SYNERGY SIMPLICITY .....	6
CLEANING .....	7
STORAGE .....	8
CARE AND MAINTENANCE .....	8
WARRANTY .....	8

## INTRODUCTION

WELCOME to Quantum Rehab, a division of Pride Mobility Products Corporation (Pride). The product you have purchased combines state-of-the-art components with **safety**, comfort, and styling in mind. We are confident that the design features will provide you with the conveniences you expect during your daily activities. Understanding how to **safely** use and care for this product should bring you years of trouble-free operations and service.

**Read and follow** all instructions, warnings, and notes in this manual before attempting to operate your product for the first time. You must also read all instructions, warnings, and notes contained in any supplemental instructional booklets for the controller, front riggings, and/or seating system that accompanied your power chair before initial operation. Your **safety** depends upon you, as well as your provider, caretaker, or healthcare professional in using good judgement.

This manual is to be used in addition to the owner's manual that came with your chair. If there is any information in this manual which you do not understand, or if you require additional assistance for setup or operation, please contact your Quantum Rehab Provider. **Failure to follow the instructions, warnings, and notes in this manual and those located on your Pride product can result in personal injury and/or product damage and will void Pride's product warranty.**

## PURCHASER'S AGREEMENT

By accepting delivery of this product, you promise that you will not change, alter, or modify this product or remove or render inoperable or unsafe any guards, shields, or other safety features of this product; fail, refuse, or neglect to install any retrofit kits from time to time provided by Pride to enhance or preserve the safe use of this product.

## INFORMATION EXCHANGE

We want to hear your questions, comments, and suggestions about this manual. We would also like to hear about the safety and reliability of your new Pride product, and about the service you received from your Quantum Rehab Provider. Please notify us of any change of address, so we can keep you apprised of important information about safety, new products, and new options that can increase your ability to use and enjoy your Pride product.

*NOTE: If you ever lose or misplace your product registration card or your copy of this manual, contact us and we will be glad to send you a new one immediately.*

**My Quantum Rehab Provider Is:**

Name: \_\_\_\_\_

Address: \_\_\_\_\_

Phone Number: \_\_\_\_\_

Purchase Date: \_\_\_\_\_

## THE SYNERGY SIMPLICITY

The Synergy Simplicity is labeled to assure proper placement on the chair.

### To place the Synergy Simplicity on the chair:

1. Locate the “Back Bottom” label on the underside of the cushion.
2. Place the cushion on the seat so that the “Back Bottom” label is located on the back of the seat, label side facing down. The zipper on the cushion will face the rear of the seat. See figure 1.

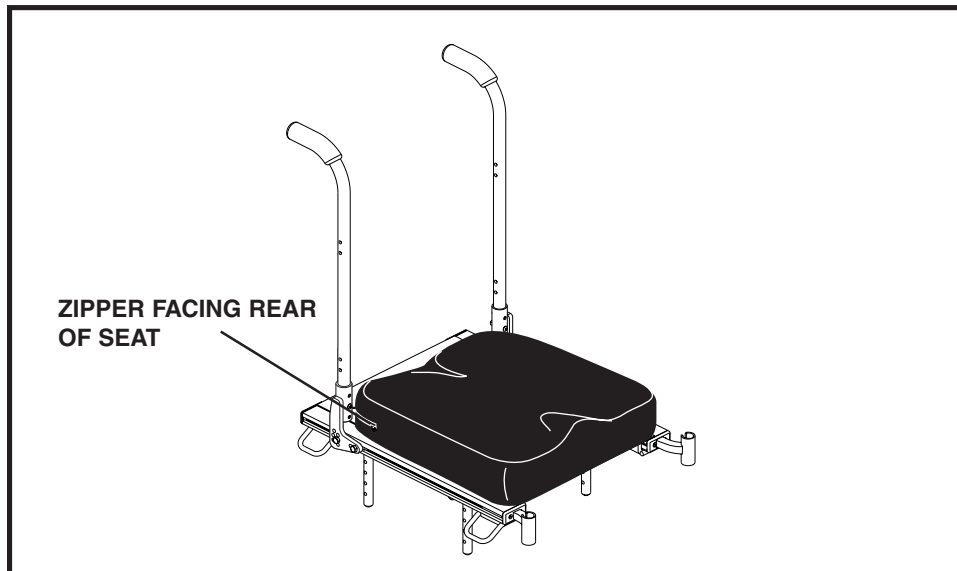


Figure 1. Cushion Placement

## CLEANING

The Synergy Simplicity is designed for easy cleaning and maintenance.

### To clean the Synergy Simplicity:

1. Locate the zipper on the rear of the cover. See figure 2.
2. Unzip the cover and pull out the cushion.
3. Wash the cover in a washing machine on the COLD setting.



**WARNING! Do not use bleach when washing the cover. Doing so may cause damage to the cover.**

4. Spray the cushion with a disinfectant, then wipe it clean.



**WARNING! Never submerge the inner cushion of your Synergy Simplicity in water. Doing so may cause damage to the cushion.**

5. Allow the cover to air dry.



**WARNING! Do not attempt to put the cover in a dryer. This may cause shrinking.**

6. Once dry, put the inner cushion back inside the cover, zip the cover closed, and place the Synergy Simplicity back onto the seat of your chair.

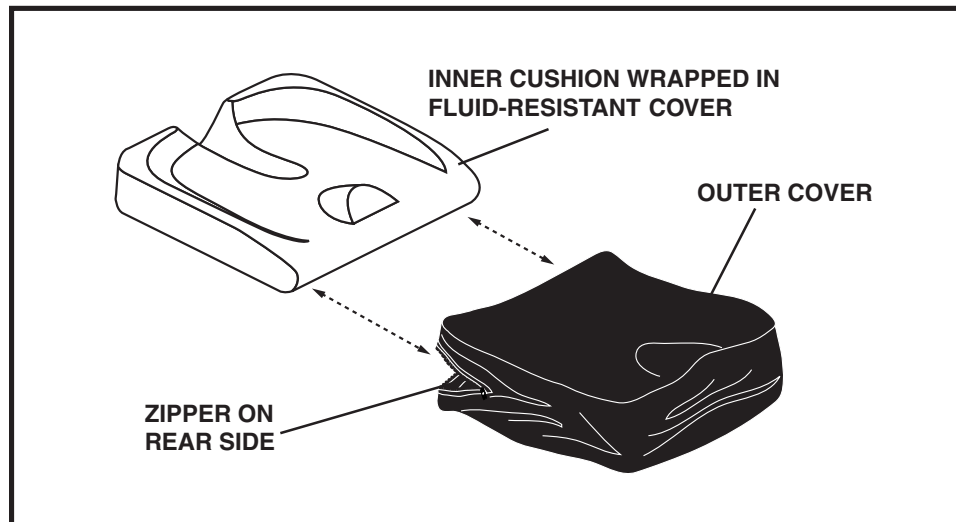


Figure 2. Cover Removal

## STORAGE

The Synergy Simplicity should not be stored in extreme heat or cold temperatures. It should be stored at room temperature in a clean and dry location.

## CARE AND MAINTENANCE

Refer to your power chair owner's manual for proper disposal instructions.

Be aware of safety issues while smoking.



**WARNING! Pride strongly recommends that you do not smoke cigarettes while seated in your seating system although the seating system has passed the necessary testing requirements for cigarette smoking. You must adhere to the following safety guidelines if you decide to smoke cigarettes while seated in your seating system.**

- **Do not leave lit cigarettes unattended.**
- **Keep ashtrays a safe distance from the seating system.**
- **Always make sure cigarettes are completely extinguished before disposal.**

## WARRANTY

The Synergy Simplicity cushion is designed and produced to the highest of standards. Our Synergy Simplicity inner cushion is guaranteed to be free of defects in material and workmanship for a period of 24 months. The outer cover is guaranteed to be free of defects in material and workmanship for a period of 90 days. If any defect in material or workmanship is found, Pride Mobility Products will repair or replace, at our discretion, the Synergy Simplicity cushion. This warranty does not apply to cushions abused or misused by the user and deemed such by Pride Mobility Products.

Claims and repairs should be processed through the nearest authorized Pride Provider or Quantum Rehab Provider.



<b>NOTES</b>
--------------

## NOTES

<b>NOTES</b>
--------------

# **QUANTUM<sup>®</sup>** **REHAB**

A Division of Pride Mobility Products<sup>®</sup> Corp.

**Pride Mobility Products Corporation**

182 Susquehanna Avenue  
Exeter, PA 18643-2694  
USA

**Pride Mobility Products Company**

380 Vansickle Road Unit 350  
St. Catharines, Ontario L2R 6P7  
Canada

**Pride Mobility Products Ltd.**

32 Wedgwood Road  
Bicester, Oxon OX26 4UL  
UK

**Pride Mobility Products Australia Pty. Ltd.**

21 Healey Road  
Dandenong, 3175  
Victoria, Australia

**Pride Mobility Products Italia S.r.l.**

Via del Progresso - ang. Via del Lavoro  
Loc. Prato della Corte  
00065-Fiano Romano (RM)

**Pride Mobility Products Europe B.V.**

Tijnmuiden 28  
1046 AL Amsterdam  
The Netherlands

***Pride***  
*Mobility Products Corp.*

[www.pridemobility.com](http://www.pridemobility.com)   [www.prideservice.com](http://www.prideservice.com)   [www.quantumrehab.com](http://www.quantumrehab.com)

\* I NFMANU2872 \*