

Siemens. Where striking design meets intelligent washing technology

- Easy-Care Dark
- Curtains
- Lingerie
- Shirts/Blouses
- Textile Guard
- Rapid 15'
- Empty
- Off
- Cottons/Coloureds
- Coloureds eco
- Easy-Care
- Mixed Fabrics
- Delicates/Silk
- Wool
- Rinse
- Spin

Options

Stain blood

60°

1200

Temperature +

Spin +

Change

Start
Pause


totalTextile Management S 16-79

Mixed fabric programme: washes a large load of assorted clothing in just 50 minutes. No pre-sorting.

Along with a host of programmes designed to deal with normal laundry tasks, the new range comes with special treatment programmes specifically developed for gently cleaning curtains, dark coloured laundry and up to 1kg of lingerie.

There's also a unique Rapid15 minute quick wash programme that's perfect for when you're really, really in a hurry.

Textile guard: a specialist programme that adds a re-proofing treatment to breathable fabrics based on professional laundry procedures to give renewed water repellence and extends the life cycle of your favourite outdoor clothes.



Easy on the eye, even easier to use

The good-looking new fascia layout is a joy to use. Superb resolution, a good and legible letter size and a bright backlight make the LCD display clear in every way. Both options and option settings have error-free navigation, and any options you choose are shown as easily understandable symbols.

The Touch Control technology found on the fascia of the new washing machines is a world first for laundry products. Durable and easy to clean, the flat surface buttons offer you precise control with even the lightest of touches.



Say goodbye to mouldy drawers

The new self-cleaning detergent tray has been completely redesigned. Specially positioned jet-inlet sprays force water into the tray on every wash, rinsing away any left over powder or tablets.



totalTextile Management




Designed for life

All Siemens washing machines are designed and constructed for life with real touchable quality and supported by extensive factory testing.

Safety and Technology

Cabinet is made up of 5 layers to extend its life, also to prevent rusting and deterioration. First high grade steel is toughened with a second protective Phosphate layer. Then to rust proof, a third Zinc phosphate layer is added. Next Anodised polyester lacquer is then applied (the edges and corners are given a thicker layer). Finally a surface lacquer, polyacrylic, is applied by heat. This makes the cabinet resistant to corrosion and discolouration by sunlight.



hydroSafe: it's comforting to know that most Siemens washing machines are guaranteed to be 100% leak proof. If ever a leak occurs, the sensor shuts down the machine immediately.

Stainless steel inner drum.

The outer drum is made of polynox, a material that has been used extensively in the aerospace and automobile industry, where strength and longevity are essential. This special material does not rust and helps to maintain heat within the drum for efficient energy usage.

Hoses designed to withstand 7 times normal water pressure.

For further information visit:
www.siemensappliances.co.uk

The auto**Stain** Removal System (ASR) 14 different stains gone in, 1... (there is no 2, 3)


Getting rid of awkward stains with the auto**Stain** Removal System (ASR) is simplicity itself. You don't need to use any pre-wash treatments, proprietary stain removers or aggressive chemicals, just load the clothes choose the appropriate setting and the machine does the rest. The 14 programmes deal with:



1. Baby Food 2. Blood 3. Butter/Oil 4. Egg
5. Soil and Sand 6. Grass 7. Coffee 8. Cosmetics
9. Red Wine 10. Chocolate 11. The nasty ingrained dirt on the bottom of socks 12. Sweat 13. Tea 14. Tomato

What's more, thanks to its sophisticated, precision technology, each programme can actually remove stains at the low temperatures needed for delicate fabrics and textiles, eliminating the need to select the hottest and longest wash.





Model shown: WM16S794GB

Clean, good looking and clever

We've been making washing machines since 1928, so we know what's demanded from today's washing machines and dryers: stylish appearance coupled with the ability to manage all your laundry needs. Everything about a Siemens laundry appliance is designed to give you the ultimate in performance with total control – encased in a body that will look good in your home.



Of course, like all Siemens washing machines*, the range comes complete with a multitude of features to help you manage the range and complexity of modern textiles. We sum it up as totalTextile Management. This means that our sophisticated sensors and programme options enable all washable textiles to be washed, and dried, efficiently, effectively and safely from the very first rinse to the last second of drying.

Home laundry has never been so advanced.

* Please check the product specifications for details of each washing machine.

For further information visit:
www.siemensappliances.co.uk



optiWave Gently, (but powerfully) does it

The new optiWave drum system features a number of unique innovations that make it highly efficient, gentle and time saving.

The extra large stainless steel inner drum sits in a machine that will slide comfortably into a standard under-the-counter gap without sticking out even a centimetre. This capacity of 65 litres lets you wash bigger loads less frequently, (we recommend no more than 7kgs for crease free perfection), and even wash big items like blankets, bedspreads, duvets, curtains and those unwieldy down-filled ski jackets.

The groundbreaking paddles have been designed to be asymmetric – the steep edges creating powerful forces for heavy-duty work while the shallow edges allow your clothes to glide gently around the drum, whilst the surface of the drum has been sculpted into a raindrop pattern that emulates the shape of the paddles to offer even more potent yet gentle treatment.

Yet despite the huge drum, the new machines are some of the most water-miserly ones on the market. Thanks to the in flow metering sensor that registers the flow of water, which guarantees the most precise water level needed and reduces washing time.





Constructed for life

Testing and Life Expectancy

All machines are 100% tested during production for safety, function and noise. Door hinges and metal door catches were tested to open a minimum of 20,000 times: that's equal to 48 years use – one door was tested for up to 60,000 uses.

Washing machines continuously on test in our factory 24 hours a day on 60°C cotton programme at maximum spin for up to 2,500 washes – that's equivalent to 12 years usage.

98% of all components in our washing machines are recyclable.



Sound Engineered

Extensive sound design is carried out in a special laboratory to identify noise levels and their acceptability to the 'ear' and the impression they make. This research is then applied to all Siemens washing machines to reduce noise levels by using only sound reducing materials, extensive insulation and quality components to ensure the only noise produced is pleasing to the ear.

Models shown: WT34V397GB, WM16S794GB



So far, so good? Well there's more

A two-way water in flow system, called **rainFlow**, allows for rapid soaking, reducing the dry friction within the drum to protect delicate fabrics. The smart water flow system gives a constant water flow of up to 4 litres per minute which reduces soaking time, saves water and improves the distribution of water and detergent throughout all the clothes.

The bigger door has two gently sloping steps moulded into its window glass. They work whichever way the drum rotates, improving the distribution of your clothes throughout the drum for improved efficiency and maximised laundry protection.

And at last, corners of clothes and small items will no longer get trapped between the window and the seal.



autoLoad: no half measures here – this sensor determines precisely what load is being washed and adjusts the programme accordingly. No need for a half load button.

autoLoad Plus: for ultimate loading accuracy and perfect wash performance. This sensor weighs the load and recommends the appropriate detergent dosage, while at the same time monitoring and controlling the amount of energy and water according to the load size.

Ultimate woolCare system: a gentle cradle system that treats delicate wool and cashmere with the utmost care throughout both the washing and drying process.





**Avantgarde front loading automatic washing machine
WXL127AGB - 1200 rpm spin**

Graphite grey body with silver door
Double glazed large 30cm 180° opening door with metal door catch
Time delay (1-19 hours)
Remaining time indicator

Digital sensing technology

autoLoad
Dynamic motion control sensor
Anti-leak sensor
Hi-precision temperature sensor
Continuous water level sensor

totalTextile Management

15 programmes
Hand wash wool – ultimate woolCare system
Extra rinse
Less ironing
Delicates/silk programme

Mixed fabric 35 minute quick wash programme
Intensive button for power boost 'A' wash
Multi-programme prewash
Aquatronic wash system

hydroSafe 100% anti-leak protection guarantee
Sound engineered

6kg capacity
Cold fill

Spin speed selection 1200 to 600 rpm

To protect clothes spin only option regulates to 800 rpm

A+ energy

A wash and B spin class

Dimensions: 85.6 H x 60 W x 59 D cm



Intensive Wash Pre-wash Less Ironing Extra Rinse

Temp.°C Spin rpm Finish in

totalTextile Management

E 12-44



**Front loading automatic washing machine
WM12E44SGB - 1200 rpm spin**

Stainless steel front with silver door
Single glazed large 30cm 180° opening door with metal door catch
Time delay (1-19 hours)
Remaining time indicator

Digital sensing technology

autoLoad
Dynamic motion control sensor
Anti-leak sensor
Hi-precision temperature sensor
Continuous water level sensor

totalTextile Management

15 programmes with variable temperature selection
Hand wash wool – ultimate woolCare system
Extra rinse
Less ironing

Delicates/silk programme
Rapid programme
Shirt programme
Outdoor programme
Intensive button for power boost 'A' wash
Multi-programme prewash
Aquatronic wash system

Sound engineered
6kg capacity
Cold fill
Spin speed selection 1200 to 600 rpm
A+ energy
A wash and B spin class
Dimensions: 85.6 H x 60 W x 59 D cm



Model shown: WXL167AUK



**Front loading automatic washing machine
WXL167AUK - 1600 rpm spin**

White with satin chrome door
Double glazed large 30cm 180° opening door with metal door catch
Time delay (1-19 hours)
Remaining time indicator

**Digital sensing technology
autoLoad**

Dynamic motion control sensor
Anti-leak sensor
Hi-precision temperature sensor
Continuous water level sensor

totalTextile Management

15 programmes
Hand wash wool – ultimate woolCare system
Extra rinse
Less ironing

Delicates/silk programme
Mixed fabric 35 minute quick wash programme
Intensive button for power boost 'A' wash
Multi-programme prewash
Aquatronic wash system

hydroSafe 100% anti-leak protection guarantee

Sound engineered
6kg capacity
Cold fill
Spin speed selection 1600 to 600 rpm
To protect clothes spin only option regulates to 1200 rpm
A+ energy
A wash and A spin class
Dimensions: 85.6 H x 60 W x 59 D cm

Also available in 1400 rpm spin as model WXL147AUK

- 1400 to 600 rpm spin speed
- To protect clothes spin only option regulates to 1200 rpm
- B spin class
- White with satin chrome door
- hydroRinse option



Model shown: WM16S493GB



**Front loading automatic washing machine
WM16S493GB – 1600 rpm spin**

- White with white door
- Large 30cm 165° opening door with sloping step design with metal door catch
- Interactive LED display with variable temperature selection
- Time delay (1-24 hours)
- Remaining time indicator

**Digital sensing technology
autoLoad**

- Dynamic motion control sensor
- Anti-leak sensor
- Hi-precision temperature sensor
- rainFlow water inflow sensor
- Continuous water level sensor
- Detergent over dosage detection
- Self cleaning detergent drawer

- totalTextile Management
- 15 programmes
- Hand wash wool – ultimate woolCare system
- Extra rinse button
- Less ironing button
- Prewash button
- Intensive button for power boost 'A' wash
- Delicates/silk programme
- Rapid 15 minute quick wash programme

- Mixed fabric 50 minute quick wash programme
- Easy care dark programme
- Outdoor wear programme
- Shirts/blouses programme
- Lingerie programme
- Curtains programme
- optiWave wash system with cascade

- hydroSafe 100% anti-leak protection guarantee
- Sound engineered
- 7kg capacity

- Cold fill
- Spin speed selection 1600 to 400 rpm
- End of cycle buzzer
- A+ energy
- A wash and A spin class
- Dimensions: 84.2 H x 60 W x 59 D cm

Also available in 1400 rpm spin as model WM14S493GB

- 1400 to 400 rpm spin speed
- White with white door
- B spin class



Model shown: WM16S794GB



**Front loading automatic washing machine
WM16S794GB – 1600 rpm spin**

White with white door
Large 30cm 165° opening door with sloping step design with metal door catch
Interactive LCD display with variable temperature selection
Time delay (1-24 hours)
Time remaining indication

Digital sensing technology

autoLoad Plus
Dynamic motion control sensor
hydroSensor intelligent eye monitoring and controlling rinse cycles
In flow metering sensor
Anti-leak sensor
Hi-precision temperature sensor
rainFlow water inflow sensor
Continuous water level sensor
Detergent over dosage display
Self cleaning detergent drawer
Load weight recommendation and detergent measurement

totalTextile Management
15 programmes
Hand wash wool – ultimate woolCare system
Delicates/silk programme
Rapid 15 minute quick wash programme

Mixed fabric 50 minute quick wash programme
Easy care dark programme
Textile guard re-proofing programme
The autoStain Removal System (ASR)
Shirts/blouses programme
Lingerie programme
Curtains programme
optiWave wash system with cascade

hydroSafe 100% anti-leak protection guarantee
Sound engineered
7kg capacity
Cold fill
Spin speed selection 1600 to 400 rpm
Electronic child safety package
End of cycle buzzer
A+ energy
A wash and A spin class
Dimensions: 84.2 H x 60 W x 59 D cm

Also available in 1400 rpm spin as model WM14S794GB

- 1400 to 400 rpm spin speed
- White with white door
- B spin class

Washers that dry too

Siemens has a range of appliances that'll conveniently dry your washing as well. In addition to our dedicated tumble dryers, there is this space-saving washer dryer that combines the two functions in one smart machine. No compromises on performance – this advanced washer dryer has all the standard features of our WXL and WXLp washing machines and a choice of 2 tumble drying temperatures for normal or delicate fabrics.



Washer dryer WXD1260GB - 1200 rpm spin

White with white door
Double glazed large 30cm 180° opening door with metal door catch
LCD display with programme status bar
Time delay (1-19 hours)
Remaining time indicator

Digital sensing technology

autoLoad
Dynamic motion control sensor
Anti-leak sensor
Hi-precision temperature sensor
Continuous water level sensor
Detergent over dosage detection
Weight load recommendation

totalTextile Management

15 programmes
Hand wash wool – ultimate woolCare system
Extra rinse
Less ironing
Delicates/silk programme

To protect clothes spin only option regulates to 800 rpm
Mixed fabric 35 minute quick wash programme
Intensive button for power boost 'A' wash
Multi-programme prewash
Aquatronic wash system
Rinse and hold option on all programmes
2 drying levels
Electronic drying time selector 0-120 minutes

Sound engineered
5kg capacity
Cold fill
Spin speed selection 1200 to 600 rpm
To protect clothes spin only option regulates to 800 rpm
Child safety package
End of cycle buzzer
C energy
A wash and B spin class
Dimensions: 85 H x 60 W x 56 D cm