

**TYCO**  
GAMES

Item No. 7146



**WARNING:**

**CHOKING HAZARD**-Toy contains  
small balls.  
Not for children under 3 years.

# B-BALL JAM™

## BASKETBALL GAME

### **G**AME PIECES

- 1 Basket
- 2 Players (green and red)
- 1 Main Unit (timer/scoring column)
- 2 Shooter Units (left & right)
- 1 Court Center Bar
- 1 Logo Header
- 1 Center Court Floor
- 6 Dark Balls (larger)
- 6 Light Balls (smaller)

### **O**BJECT OF THE GAME


The first player to scores 12 pts. before time runs out or the player who has scored the most baskets when time runs out is the **WINNER!**

# ASSEMBLY

1. Fit Basket into slots and slide down to lock in place (1).
2. To attach Players: Straighten each figure by raising arms overhead. With Main Unit laying flat, align arm tab with track and slide up into main unit from bottom (2).
3. To attach Shooter Units to Main Unit: With Main Unit laying flat, align tab on each Shooter Unit with slot in Main Unit and snap down into place (3 see detail).

4. Snap each end of the Court Center Bar into the Shooter Units (4).

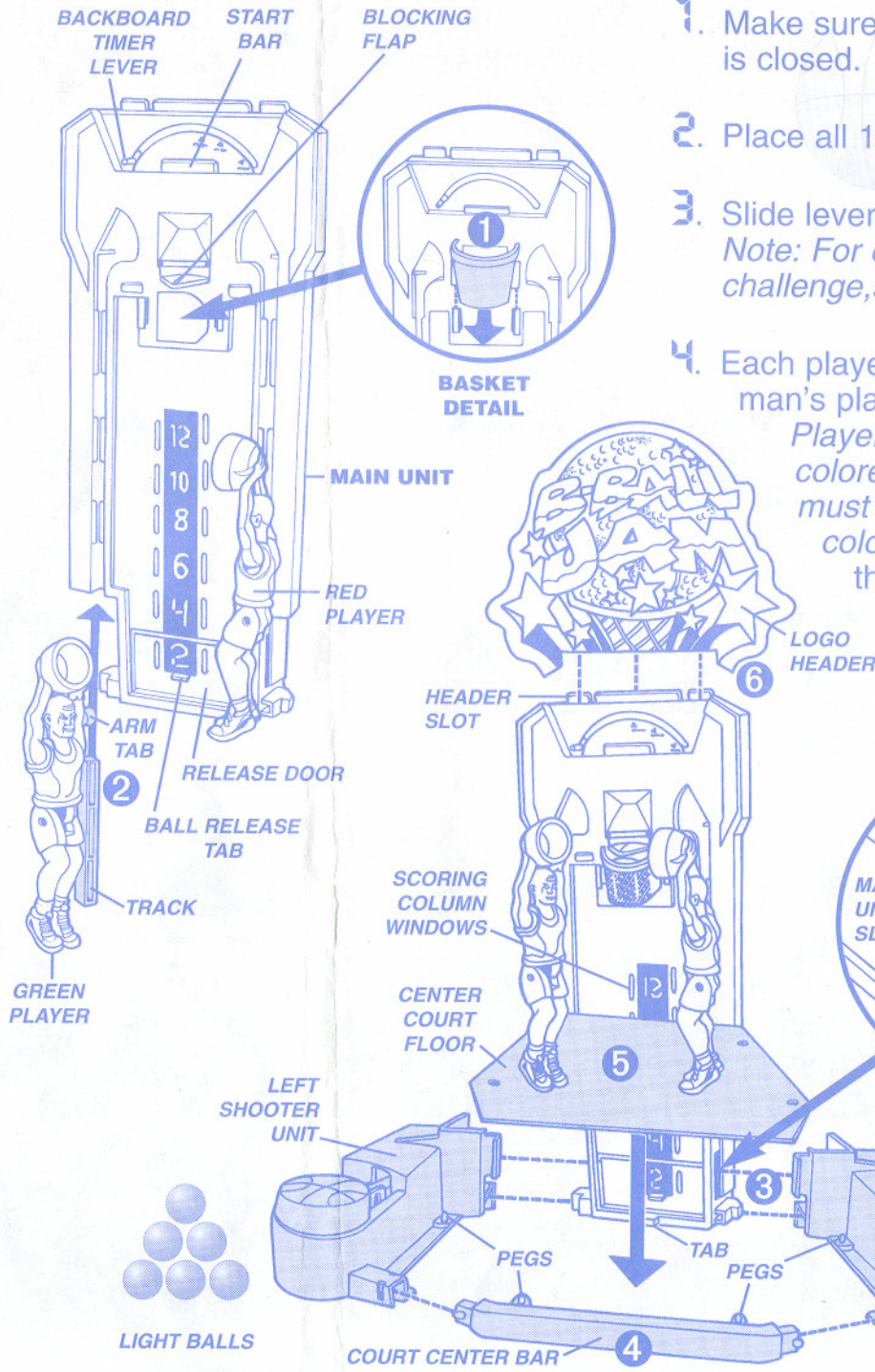
5. Insert cardboard Center Court Floor. With Main Unit upright, hold both players up, fit floor over pegs, under the white tab, and press into place (5).



6. Insert cardboard Logo Header into slot at top of Scoring Column (6).

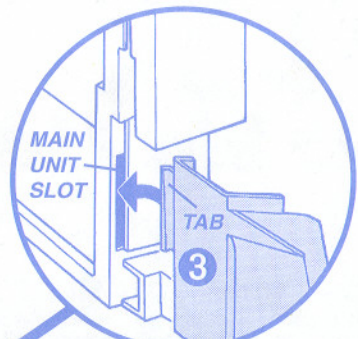


7. You are ready to set up to play B-Ball jam!



# SETTING UP TO PLAY

1. Make sure ball release door is closed.
2. Place all 12 balls on Court Floor.
3. Slide lever to set Timer to Level 1. *Note: For even more fun and challenge, set Timer to Level 2 or 3!*
4. Each player loads a ball into his man's plastic dome. *Note: Red Player must use larger darker colored balls; Green Player must use smaller lighter colored balls. Be sure to use the correct balls or you could end up scoring for your opponent!*



# HOW TO PLAY

1. On the count of three, one player presses the Start bar. Players simultaneously start "slam-dunking" shots by hitting their Shooters and reloading as quickly as possible.  
*NOTE: Shots can be blocked by both the blocking flap—which lifts and lowers automatically—and opponent's shots, so timing shots is crucial!*
2. Players continue shooting until 1) a player becomes the automatic WINNER by being the first to score 12 points before time runs out or 2) the Timer runs out. Count up scores by looking through the windows in the Scoring Column; the player who has scored the most baskets is the WINNER.
3. After each game, open the ball release door to return balls to the Center Court Floor. When all balls have been released, close door for next game.

#### **B-BALL JAM™ 90-DAY LIMITED WARRANTY**

All Tyco products are thoroughly inspected and tested before shipment and are guaranteed to be free from factory defects in material and workmanship. If you find a defective part in your set within 90 days of the date of purchase, mail the product, along with proof of purchase to:

#### **TYCO Customer Service**

**8585 S.W. Hall Blvd., Beaverton, OR 97008-6408**

We will repair or provide a replacement part or unit without charge. Please allow sufficient time for the post office to get the item to us, and for the item to be mailed to you. To prevent damage in transit, please pack securely. This warranty does not cover damage resulting from customer misuse or abuse. This warranty gives you specific legal rights and you may have other rights which vary from state to state.

If you have any comments or questions about  
**B-BALL JAM™ please call us toll-free at: 1-800-FOR-TYCO 1-800-367-8926**  
between 9:00 AM and 7:00 PM EST Monday through Friday.

**Limited warranty statement and toll free phone number valid in the U.S. only.**